



## 2D.GT HANDLEBAR RISERS

- Revolutionary design effectively assists in finding the perfect handlebar position for your ride
- Risers provide unseen adjustability and styling through up, down, forward and backward movements
- Suited for top yokes with 10,5 mm holes
- For 28,6 mm handlebars
- Spacers for 22 mm handlebars available
- Forward and backward adjustable in 3,6 mm steps

FITS MODEL	PART #
<b>HONDA</b>	
CB750 Hornet 22-	<b>0602-1457</b>
<b>HUSQVARNA</b>	
Norden 901 23-	<b>0602-1478</b>



- Max range forward and backward 25 mm (depends on height adjustment and bike tank)
- Up and down adjustable in 5 mm steps with spacers
- Max number of spacers is five (depends on bike)

FITS MODEL	PART #
<b>KTM</b>	
790 Adventure/R 19-	<b>0602-1478</b>
890 Adventure/R 20-	<b>0602-1478</b>
1290 Super Adventure S 20-	<b>0602-1478</b>

FITS MODEL	PART #
<b>SUZUKI</b>	
DL1050 V-Strom 19-	<b>0602-1479</b>



## 1D.GT HANDLEBAR RISER CONVERSION KIT FOR BMW R1300GS 23-24

- Converts 22 mm (7/8") handlebar clamp systems to 28,6 mm (1 1/8") handlebar clamp systems
- Fits all 22 mm (7/8") handlebar clamp systems with a hole-to-hole distance of 32 mm - 40 mm
- Moves the handlebar position up and closer to the rider
- Offset change is 19 mm up and 9 mm toward the rider
- Laser-engraved marks ease the handlebar alignment
- CNC-milled from high-grade 7075-T6 aluminum
- Mounting hardware included

**NOTE: 1D.GT riser kits can only use GT Oversize Low 28,6 mm (1 1/8") handlebars.**

DESCRIPTION	PART #
1D.GT handlebar riser conversion kit	<b>0602-1476</b>



## TRIPLE TREE SET FOR BMW M1000RR 20-24, S1000RR 19-24

- Pure racing product, not street legal
- Made of aluminum, which ensures minimum weight with maximum performance and stability
- With the complete sets of upper and lower triple clamps, the steering tube is firmly pressed into the lower triple clamp, which ensures the best possible values for stability
- Set can be used directly with standard fork
- If necessary, the offset can be adjusted to -3 or +3 (requires a new lower triple clamp)

DESCRIPTION	PART #
Triple tree set	<b>0408-0445</b>



## AS31GT REARSETS

- Multiple adjustment possibilities: footpeg, shifting-travel, foot-length
- Perfectly CNC-machined for ultralight weight
- High-rigid aircraft 7075 aluminum
- Dual carbon heel protectors
- No play, double ball-bearing gear and brake lever
- Footrest and toe piece are extra hard anodized for more wear resistance
- Basic plates provided with threads enable a quick and easy adjustment of the perfect riding position in 10 mm increments
- Hard anodized black finish

FITS MODEL	ADDITIONAL REVERSE SHIFTING	PART #
<b>HONDA</b>		
CB750 Hornet 22-	Yes	<b>1623-0598</b>

FITS MODEL	ADDITIONAL REVERSE SHIFTING	PART #
<b>SUZUKI</b>		
GSX-8S 800 ABS 23-24	Yes	<b>1623-0599</b>





## FACTOR-X REARSET REVERSE MOUNTING KIT FOR HONDA CB750 HORNET 23-24

- Attachment kit that allows the Honda CB750 Hornet to be equipped with a reversing gear
- Anodized black finish



## PRO-X AND TECH-X FOOTPEGS

- Notches dynamically adapt to the weight shift, by being able to move forwards or backwards and are accompanied by an intelligent damping system
- Unique serrated structure ensures reliable slip protection and allows unrestricted concentration on the road
- Offer an unparalleled driving experience by minimizing vibrations and adapting perfectly to the respective foot movements
- Innovative rubber bearing between the tread and the joint means basic vibrations are absorbed and shocks on uneven terrain are mitigated

FITS MODEL	STYLE	PART #
<b>APRILIA</b>		
Tuareg 660 22-	Tech-X Enduro, driver	<b>1620-2569</b>
	Pro-X Enduro, driver	<b>1620-2568</b>
<b>BMW</b>		
F 850 GS 18-	Pro-X Enduro, driver	<b>1620-2548</b>
	Tech-X Enduro, driver	<b>1620-2549</b>
R 1200 GS/Adventure 14-18	Pro-X Enduro, driver	<b>1620-2548</b>
	Tech-X Enduro, driver	<b>1620-2549</b>
R 1250 GS/Adventure 19-23	Pro-X Enduro, driver	<b>1620-2548</b>
	Tech-X Enduro, driver	<b>1620-2549</b>
R 1300 GS ABS 23-	Pro-X Enduro, driver	<b>1620-2548</b>
	Tech-X Enduro, driver	<b>1620-2549</b>
<b>DUCATI</b>		
Desert X 950 22-23	Pro-X Enduro, driver	<b>1620-2537</b>
	Tech-X Enduro, driver	<b>1620-2536</b>
Multistrada 950/S 17-21	Pro-X Enduro, driver	<b>1620-2570</b>
	Pro-X Enduro, driver	<b>1620-2537</b>
Multistrada/S V2 950 21-	Tech-X Enduro, driver	<b>1620-2536</b>
	Pro-X Enduro, driver	<b>1620-2537</b>
Multistrada V4/S 22-	Tech-X Enduro, driver	<b>1620-2536</b>
	Tech-X Enduro, driver	<b>1620-2571</b>
Multistrada 1200/S 09-17	Pro-X Enduro, driver	<b>1620-2570</b>
	Tech-X Enduro, driver	<b>1620-2571</b>
Multistrada 1260 18-21	Tech-X Enduro, driver	<b>1620-2571</b>
	Pro-X Enduro, driver	<b>1620-2570</b>
<b>HONDA</b>		
XL750 Transalp 22-	Tech-X Enduro, driver	<b>1620-2567</b>
	Pro-X Enduro, driver	<b>1620-2566</b>
CRF1100L Africa Twin ABS 20-	Tech-X Enduro, driver	<b>1620-2567</b>
	Pro-X Enduro, driver	<b>1620-2566</b>
<b>HUSQVARNA</b>		
Supermoto 701 16-	Pro-X Enduro, driver	<b>1620-2540</b>
Norden 901 23-	Tech-X Enduro, driver	<b>1620-2541</b>
	Pro-X Enduro, driver	<b>1620-2540</b>

1620-2537  
Pro-X Enduro



1620-2563  
Tech-X Enduro



DESCRIPTION	PART #
Reverse GP shifting kit	<b>1602-1556</b>

- Dynamic adaptation to foot movements
- Enhanced safety and riding enjoyment
- Sold in pairs

FITS MODEL	STYLE	PART #
<b>KTM</b>		
790 Adventure R 19-	Tech-X Enduro, driver	<b>1620-2541</b>
	Pro-X Enduro, driver	<b>1620-2540</b>
890 Adventure 20-	Tech-X Enduro, driver	<b>1620-2541</b>
	Pro-X Enduro, driver	<b>1620-2540</b>
1190 Adventure/R 13-16	Tech-X Enduro, driver	<b>1620-2541</b>
	Pro-X Enduro, driver	<b>1620-2540</b>
1290 Super Adventure S 17-	Tech-X Enduro, driver	<b>1620-2541</b>
	Pro-X Enduro, driver	<b>1620-2540</b>
<b>SUZUKI</b>		
DL650 V-Strom / ABS 04-16	Pro-X Enduro, driver	<b>1620-2564</b>
	SV650X 18-	Pro-X Enduro, driver
DL1000 V-Strom/XT 02-20	Pro-X Enduro, driver	<b>1620-2564</b>
	GSX-S1000GT 21-	Pro-X Enduro, driver
DL 1050 V-Strom/XT 19-	Pro-X Enduro, driver	<b>1620-2564</b>
	Tech-X Enduro, driver	<b>1620-2565</b>
<b>TRIUMPH</b>		
Tiger 900 GT 23-	Tech-X Enduro, driver	<b>1620-2550</b>
<b>YAMAHA</b>		
MT-07 Tracer 16-19	Tech-X Enduro, driver	<b>1620-2563</b>
	Pro-X Enduro, driver	<b>1620-2562</b>
Tracer 700/GT 20-	Tech-X Enduro, driver	<b>1620-2563</b>
	Pro-X Enduro, driver	<b>1620-2562</b>
Tenere 700/Rally/World Raid 19-22	Tech-X Enduro, driver	<b>1620-2561</b>
	Pro-X Enduro, driver	<b>1620-2560</b>
XSR 700/900 15-21	Pro-X Enduro, driver	<b>1620-2562</b>
MT-09 Tracer/Tracer 900/ Street Rally/FJ-09 13-19	Tech-X Enduro, driver	<b>1620-2563</b>
	Pro-X Enduro, driver	<b>1620-2562</b>
Tracer 900/GT 18-20	Tech-X Enduro, driver	<b>1620-2563</b>
	Pro-X Enduro, driver	<b>1620-2562</b>

1620-2539  
Touring1620-2538  
Sport1620-2555  
Sport1620-2557  
Touring

## FOOTPEG KITS

- For foldable turning joints
- Constructed from high-strength aluminum
- Available in a variety of styles to complement your bike
- Each kit includes two footpegs and two plugs

FITS MODEL	COLOR	STYLE	PART #
<b>DUCATI</b>			
Desert X 950 22-23	Black	Touring, passenger	1620-2539
Multistrada/S V2 950 22-24	Black	Touring, passenger	1620-2539
Multistrada V4 1200 22-	Black	Sport, driver/passenger	1620-2538
<b>HONDA</b>			
CB650F/R ABS 14-20	Black	Sport, driver	1620-2554
	Silver	Sport, driver	1620-2555
	Silver	Sport, passenger	1620-2551
	Black	Touring, driver	1620-2556
	Silver	Touring, driver	1620-2557
	Black	Touring, passenger	1620-2552
CBR650F/R ABS 14-20	Silver	Touring, passenger	1620-2553
	Black	Sport, driver	1620-2554
	Silver	Sport, driver	1620-2555
	Silver	Sport, passenger	1620-2551
	Black	Touring, driver	1620-2556
	Silver	Touring, driver	1620-2557
NC750S/X ABS 16-20	Black	Touring, passenger	1620-2552
	Silver	Touring, passenger	1620-2553
	Black	Sport, driver	1620-2554
	Silver	Sport, driver	1620-2555
	Silver	Sport, passenger	1620-2551
	Black	Touring, driver	1620-2556
	Silver	Touring, driver	1620-2557
	Black	Touring, passenger	1620-2552
	Silver	Touring, passenger	1620-2553
	Silver	Touring, passenger	1620-2553

FITS MODEL	COLOR	STYLE	PART #
<b>HONDA (CONT)</b>			
VFR800X ABS 12-20	Black	Sport, driver	1620-2554
	Silver	Sport, driver	1620-2555
	Silver	Sport, passenger	1620-2551
	Black	Touring, driver	1620-2556
	Silver	Touring, driver	1620-2557
	Black	Touring, passenger	1620-2552
CB1000R ABS 18-20	Silver	Touring, passenger	1620-2553
	Black	Sport, driver	1620-2554
	Silver	Sport, driver	1620-2555
	Silver	Sport, passenger	1620-2551
	Black	Touring, driver	1620-2556
	Silver	Touring, driver	1620-2557
CB1000RR/-R ABS 17-23	Black	Touring, passenger	1620-2552
	Silver	Touring, passenger	1620-2553
	Black	Sport, driver	1620-2554
	Silver	Sport, driver	1620-2555
	Silver	Sport, passenger	1620-2551
	Black	Touring, driver	1620-2556
	Silver	Touring, driver	1620-2557
	Black	Touring, passenger	1620-2552
	Silver	Touring, passenger	1620-2553
	Silver	Touring, passenger	1620-2553
<b>SUZUKI</b>			
GSX-S 800 23-24	Black	Sport, driver/passenger	1620-2535
GSX-S 1000 21-	Black	Sport, driver/passenger	1620-2535

## FACTOR-X CLUTCH LEVER

- Unique proprietary Gilles Tooling design
- Optimal shape
- Ideal lever length for perfect control
- Phosphated, precise bearing
- 35 adjustable millimeter (mm) settings on central hand wheel for easy and accurate grip adjustment
- Rated brake joint beyond two finger braking zone
- Sold each

FITS MODEL	CLUTCH #	FITS MODEL	CLUTCH #	FITS MODEL	CLUTCH #
<b>DUCATI</b>		<b>DUCATI (CONT)</b>		<b>MOTO GUZZI</b>	
Monster/+ /SP 21-	0613-2135	Panigale V4/S 18-	0613-2135	V100 Mandello 22-	0613-2135
Multistrada V2/S 21-	0613-2135	Streetfighter V4/V4S/V2 20-22	0613-2135		



0613-2135



1610-0708



1602-1582



1610-0707



## GEAR/BRAKE LEVERS

- Made from high-quality aluminum
- Adjustable toe piece
- For standard or GP shifting
- Hard anodized titanium finish

FITS MODEL	DESCRIPTION	PART #
<b>APRILIA</b>		
Tuareg 660 22-24	Brake lever kit	<b>1610-0708</b>
<b>BMW</b>		
F850GS 18-23	Gear lever kit	<b>1602-1581</b>
R1300GS 23-24	Gear/brake lever kit	<b>1602-1568</b>
<b>DUCATI</b>		
Desert X 950 22-	Gear/brake lever kit	<b>1602-1567</b>
Multistrada V4/S 22-	Gear/brake lever kit	<b>1602-1582</b>
<b>HONDA</b>		
XL750 Transalp 22-	Gear lever	<b>1602-1580</b>

FITS MODEL	DESCRIPTION	PART #
<b>HUSQVARNA</b>		
Norden 901 23-	Gear lever	<b>1602-1566</b>
	Brake lever kit	<b>1610-0707</b>
<b>KTM</b>		
Adventure 790R 19-	Gear lever	<b>1602-1566</b>
	Brake lever kit	<b>1610-0707</b>
Adventure 890 20-	Gear lever	<b>1602-1566</b>
	Brake lever kit	<b>1610-0707</b>

## CARBON CLUTCH/BRAKE LEVER GUARDS

- The two-part lever protector construction has remained, in addition the arm is made of resistant plastic-glass fiber mix and clamping element is made of hard-anodized aluminum
- New "round design" provides increased stability
- The holder can now be rotated and adjusted, which ensures individually selectable position improving comfort
- Clamping element provides additional support in the steering tube



0615-0388

FITS MODEL	CLUTCH PART #	BRAKE PART #
<b>APRILIA</b>		
RSV1000/1100 Mille/Tuono/Factory 98-	<b>0615-0387</b>	<b>0615-0388</b>
<b>BMW</b>		
HP4 12-15	-	<b>0615-0386</b>
M1000RR 20-24	-	<b>0615-0386</b>
R nine T 13-20	-	<b>0615-0386</b>
S1000R/RR 13-24	-	<b>0615-0386</b>
<b>DUCATI</b>		
Scrambler 15-20	<b>0615-0387</b>	<b>0615-0388</b>
Panigale 899/959/1199/1299 V2/V4 14-	<b>0615-0387</b>	<b>0615-0388</b>
Streetfighter V2/V4 12-21	<b>0615-0387</b>	<b>0615-0388</b>
Monster 1200/R 14-	<b>0615-0387</b>	<b>0615-0388</b>
<b>HONDA</b>		
Grom 125 22-	<b>0615-0387</b>	<b>0615-0388</b>
Monkey 125 18-21	<b>0615-0387</b>	<b>0615-0388</b>
CBR250/300R 11-20	<b>0615-0387</b>	<b>0615-0388</b>
CB500F/X 13-	<b>0615-0387</b>	<b>0615-0388</b>
CBR500R 13-20	<b>0615-0387</b>	<b>0615-0388</b>

FITS MODEL	CLUTCH PART #	BRAKE PART #
<b>HONDA (CONT)</b>		
CB650F/R 14-20	<b>0615-0387</b>	<b>0615-0388</b>
CBR600/RR 99-16	<b>0615-0387</b>	<b>0615-0388</b>
CBR650F/R 16-20	<b>0615-0387</b>	<b>0615-0388</b>
CB1000R 18-	<b>0615-0387</b>	<b>0615-0388</b>
CBR1000RR/-R 04-19	<b>0615-0387</b>	<b>0615-0388</b>
VFR1200/X Crosstourer 10-17	<b>0615-0387</b>	<b>0615-0388</b>
<b>HUSQVARNA</b>		
Vitpilen 701 16-	<b>0615-0387</b>	<b>0615-0388</b>
<b>KAWASAKI</b>		
Z300 16-18	<b>0615-0387</b>	<b>0615-0388</b>
Ninja 400 18-20	<b>0615-0387</b>	<b>0615-0388</b>
Ninja 400 22-	-	<b>0615-0386</b>
ZX-6R 19-20	<b>0615-0387</b>	<b>0615-0388</b>
Ninja 650 17-19	<b>0615-0387</b>	<b>0615-0388</b>
Z650/RS 17-	<b>0615-0387</b>	<b>0615-0388</b>
Z900/RS 17-	<b>0615-0387</b>	<b>0615-0388</b>
H2/H2R 15-20	<b>0615-0387</b>	<b>0615-0388</b>

CLUTCH/BRAKE LEVER GUARDS continued on next page



## CLUTCH/BRAKE LEVER GUARDS (CONT)

FITS MODEL	CLUTCH PART #	BRAKE PART #
<b>KAWASAKI (CONT)</b>		
Z1000 11-20	<b>0615-0387</b>	<b>0615-0388</b>
<b>KTM</b>		
790 Duke 18-	<b>0615-0387</b>	<b>0615-0388</b>
890R Duke ABS 20-	<b>0615-0387</b>	<b>0615-0388</b>
1290 Super Duke GT/R 14-	<b>0615-0387</b>	<b>0615-0388</b>
<b>MV AGUSTA</b>		
Brutale 675/800 12-16	<b>0615-0387</b>	<b>0615-0388</b>
F3 675/800 12-16	<b>0615-0387</b>	<b>0615-0388</b>
F4 750 99-08	<b>0615-0387</b>	<b>0615-0388</b>
<b>SUZUKI</b>		
SV650/X 16-	<b>0615-0387</b>	<b>0615-0388</b>
SX650X ABS Cafe Racer 18-24	<b>0615-0387</b>	<b>0615-0388</b>
GSX-R/S 750 96-10	<b>0615-0387</b>	<b>0615-0388</b>
GSX-S950 21-	<b>0615-0387</b>	<b>0615-0388</b>
GSX-S 1000 15-20	<b>0615-0387</b>	<b>0615-0388</b>
GSX1300R Hayabusa 13-20	<b>0615-0387</b>	<b>0615-0388</b>

FITS MODEL	CLUTCH PART #	BRAKE PART #
<b>TRIUMPH</b>		
Speed Triple 1050/S/R 16-17	<b>0615-0387</b>	<b>0615-0388</b>
Bonneville T120 16-20	<b>0615-0387</b>	<b>0615-0388</b>
<b>YAMAHA</b>		
MT-125 14-20	<b>0615-0387</b>	<b>0615-0388</b>
MT-03 06-13	<b>0615-0387</b>	<b>0615-0388</b>
Niken/GT 18-	<b>0615-0387</b>	<b>0615-0388</b>
YZF-R3 15-	<b>0615-0387</b>	<b>0615-0388</b>
YZF-R6 17-20	<b>0615-0387</b>	<b>0615-0388</b>
MT-07 14-	<b>0615-0387</b>	<b>0615-0388</b>
XSR700 15-21	<b>0615-0387</b>	<b>0615-0388</b>
YZF-R7 21-	<b>0615-0387</b>	<b>0615-0388</b>
MT-09 13-23	<b>0615-0387</b>	<b>0615-0388</b>
XSR900 16-21	<b>0615-0387</b>	<b>0615-0388</b>
MT-10 /SP 16-	<b>0615-0387</b>	<b>0615-0388</b>
YZF-R1 15-23	<b>0615-0387</b>	<b>0615-0388</b>
BT1100 Bulldog 01-07	<b>0615-0387</b>	<b>0615-0388</b>

## RACE COVER KIT FOR BMW

- Machined from billet aluminum
- Protects openings against dirt and moisture
- Include two mirror covers and one cover for license plate holder



FITS MODEL	PART #	FITS MODEL	PART #
M1000R/RR 22-24	<b>0504-0432</b>	S1000RR 23-24	<b>0504-0432</b>



## GAS CAPS

- Completely milled from aluminum and hard-anodized
- Lightweight
- Tight seal to prevent leaks
- Keyless opening and closing of the screwed-on cap

FITS MODEL	PART #
<b>BMW</b>	
HP4 12-15	<b>0703-0917</b>
RnineT Urban G/S 17-24	<b>0703-0917</b>
M1000R/RR 20-24	<b>0703-0917</b>
S1000R/RR 09-24	<b>0703-0917</b>
R1300 GS ABS 24	<b>0703-0916</b>
<b>DUCATI</b>	
899 Panigale 14-16	<b>0703-0918</b>
1199 Panigale/S 12-14	<b>0703-0918</b>
1299 Panigale/S 15-17	<b>0703-0918</b>
Panigale V2/V4 18-24	<b>0703-0918</b>

FITS MODEL	PART #
<b>DUCATI (CONT)</b>	
Scrambler 15-24	<b>0703-0918</b>
Streetfighter V4/V4S 20-24	<b>0703-0918</b>
<b>HONDA</b>	
Grom 125 22-24	<b>0703-0916</b>
Z125 Monkey 22-24	<b>0703-0916</b>
CBR500R 16-24	<b>0703-0916</b>
CBR650F/R 16-24	<b>0703-0916</b>
CB750 Hornet 23-24	<b>0703-0916</b>
XL750 Transalp 22-24	<b>0703-0916</b>
CBR1000RR/-R Fireblade 17-24	<b>0703-0916</b>



FITS MODEL	PART #
<b>SUZUKI</b>	
GSX-R 600 01-14	<b>0703-0919</b>
GSXR/S-750 04-20	<b>0703-0919</b>
GSX-8S 23-24	<b>0703-0919</b>
GSXS-950 21-24	<b>0703-0919</b>
GSX-R 1000 03-22	<b>0703-0919</b>
GSXS-1000 21-24	<b>0703-0919</b>
DL1050 V-StromXT/DE 20-24	<b>0703-0919</b>



## AXB CHAIN ADJUSTER AXLE BLOCKS FOR HONDA CB750 HORNET 22-

- Unique, innovative axle block
- Special bolt enables axle adjustment in both directions
- High-precision chain adjustment
- Precise positioning by graded-scale
- By applying the scale, you can compensate serial tolerances
- AXB stays in the swingarm during rear wheel installation



- Braces the axle against compressive - and tensile load
- Easier rear wheel installation
- Fit with the OEM axle nut

DESCRIPTION	PART #
AXB chain adjuster axle blocks	1231-1721



## VALVE KITS

- Premium exhaust and intake valve kits made for durability and trouble free operation
- Stainless steel construction
- Includes all valves and springs

FITS MODEL	DESCRIPTION	PART #
<b>HONDA</b>		
CRF250R 08-09	Exhaust	0926-3448
CRF250R 10-11	Exhaust	0926-3449
CRF250R 10-13	Intake	0926-3450
CRF450R 02-06	Exhaust	0926-3452
CRF450R 02-08	Intake	0926-3453



0926-3448


FITS MODEL	DESCRIPTION	PART #
<b>HONDA (CONT)</b>		
CRF450R 07-08	Exhaust	0926-3454
<b>KAWASAKI</b>		
KX250F 04-08	Exhaust	0926-3451
<b>SUZUKI</b>		
RM-Z250 04-08	Exhaust	0926-3451



## FEATHERLIGHT CONTROL CABLES

- Clutch and throttle cables made to Venhill's high-quality Featherlight specifications
- Marine-grade stainless steel inner wire that runs through a PTFE liner
- Reduced friction provides a light action, easing pressure on the hand, especially in stop/start traffic and during long rides
- PTFE lining removes the need for lubrication

FITS MODEL	DESCRIPTION	PART #
<b>BMW</b>		
S1000 R 13-15	Clutch	0650-2076
<b>HONDA</b>		
CB 500 F 19	Clutch	0650-2077
CB 500 F 22-23	Throttle	0650-2081
	Clutch	0650-2077



0650-2076

0650-2075

- "Bird-cage" process is applied to inner wire, allowing solder to penetrate the weave of the cable and making the bond with the nipple much stronger
- Throttle cables sold in push/pull pairs; clutch cables sold each

FITS MODEL	DESCRIPTION	PART #
<b>HONDA (CONT)</b>		
CB 500 X 22-23	Throttle	0650-2080
	Clutch	0650-2078
CBR 500 R 19-23	Throttle	0650-2082
	Clutch	0650-2079
<b>YAMAHA</b>		
FJR 1300 01-05	Throttle (push/pull pair)	0650-2075

## DIE-CAST CHROME CUSTOM MIRROR

- Styled for custom motorcycles
- Made from die-cast or stamped steel and chrome-plated for a long lasting custom finish
- Sold each



**NOTE:** In order to be mounted on metric motorcycles, PART #DS-302020 or 0641-0109 on page 610 of the 2024 Parts Europe Street Catalog must be used.



DESCRIPTION	GLASS SIZE	STEM LENGTH	PART #
Short stem, bolt-on, plain face; right	92 mm X 12,5 cm (3 <sup>5</sup> / <sub>8</sub> " X 5")	10 cm (4")	0640-0803

**EMIGO**

## CHROME UNIVERSAL STEEL MIRRORS

- Stamped steel or die-cast with chrome finish
- Mirror is fully adjustable
- Sold each, unless noted

**NOTE:** In order to be mounted on metric motorcycles, PART #s DS-302020 or 0641-0109 on page 610 of the 2024 Parts Unlimited Street catalog must be used.



DESCRIPTION	GLASS SIZE	STEM LENGTH	PART #
<b>DIE-CAST</b>			
Universal mirror, right side	10 cm x 12,5 cm (4" x 5")	23 cm (9")	<b>2021711</b>
Universal mirror, left side	10 cm x 12,5 cm (4" x 5")	23 cm (9")	<b>0640-0802</b>

## OEM REPLACEMENT MIRRORS

- OEM replacement mirrors at reasonable prices
- Mount and look like the originals

FITS MODEL	TYPE	PART #
<b>HONDA</b>		
VT500, VF500	Right, chrome	<b>0640-0824</b>
VF750	Right, chrome	<b>0640-0824</b>
<b>KAWASAKI</b>		
EX500A 87-93	Right	<b>2029664</b>
ZX600A/B Ninja 600R 85-87	Right	<b>2029664</b>
ZX 900A Ninja 84-86	Left	<b>2029662</b>
	Right	<b>2029661</b>
ZX1000A Ninja 86-87	Right	<b>2029664</b>
ZX-12R 02-05	Left, black	<b>0640-0362</b>



FITS MODEL	TYPE	PART #
<b>MOTO GUZZI</b>		
V11 Le Mans 1100 02	Left, black	<b>0640-0810</b>
<b>YAMAHA</b>		
FZ6 04-06	Left, black	<b>0640-0356</b>
XJ6 Non Fairing 09	Left, black	<b>0640-0882</b>
FZ8 10, FZ8 N 10-13	Left, black	<b>0640-0882</b>
YZF-R1 07-08	Right	<b>0640-0511</b>
MT01 (all)	Left, black	<b>0640-0888</b>

## CUSTOM CRUISER MIRRORS

- 10 mm mounting hardware included
- PART #s 0640-0828 and 0640-0830 each have two mount studs; one mount stud for all 10 mm right-side applications and one mount stud for Yamaha right-side applications
- Sold each
- ECE approved



DESCRIPTION	DIMENSION	STEM LENGTH	PART #
<b>CHROME</b>			
Right side	158 mm x 85 mm	208 mm	<b>0640-0828</b>
Left side	158 mm x 85 mm	208 mm	<b>0640-0829</b>

DESCRIPTION	DIMENSION	STEM LENGTH	PART #
<b>SATIN BLACK</b>			
Right side	158 mm x 85 mm	208 mm	<b>0640-0830</b>
Left side	158 mm x 85 mm	208 mm	<b>0640-0831</b>

## OEM REPLACEMENT MIRRORS

- OEM replacement mirrors at reasonable prices
- Mount and look like the originals

FITS MODEL	TYPE	REPL. PART #	FITS MODEL	TYPE	REPL. PART #	FITS MODEL	TYPE	REPL. PART #
<b>APRILIA</b>			<b>HONDA</b>			<b>YAMAHA (CONT)</b>		
SR50 Gulliver	Right, black	<b>0640-0842</b>	SH125/150 13-14	Left, black	<b>0640-0896</b>	XP500 T-Max 12-14	Right, black	<b>0640-0893</b>
	Left, black	<b>0640-0843</b>	<b>YAMAHA</b>					
SR125 97-00	Right, black	<b>0640-0818</b>	Xenter 125/150 12	Right, black	<b>0640-0891</b>			
	Left, black	<b>0640-0819</b>		Left, black	<b>0640-0892</b>			





1130-0845



1130-0634


### COMPLETE BILLETPROOF® CLUTCH KITS

- Kit includes Billetproof® clutch cover, basket, inner hub, pressure plate, fiber and steel plates, and high-temperature clutch springs

FITS MODEL	PART #	FITS MODEL	PART #	FITS MODEL	PART #	FITS MODEL	PART #
<b>HUSQVARNA</b>		<b>HUSQVARNA (CONT)</b>		<b>KTM</b>		<b>KTM (CONT)</b>	
TC250 23-24	1130-0845	FC450 23-24	1130-0845	SX 250 23-24	1130-0845	SX-F 350 23-24	1130-0844
FC250 23-24	1130-0844	<b>KAWASAKI</b>		SX 300 23-24	1130-0845	SX-F 450 23-24	1130-0845
FC350 23-24	1130-0844	KX250 21-24	1130-0634	SX-F 250 23-24	1130-0844	EXC-F 350 23-24	1130-0844

### FSC CLUTCH PLATE AND SPRING KIT FOR KAWASAKI KX250 21-24


- Designed to enhance the performance of OEM clutch baskets, inner hubs and pressure plate or Hinson parts
- Tested and raced with all the same high-quality standards as all Hinson clutch components
- High production tolerances to perfectly mate Hinson clutch basket, enhancing clutch basket and plate life
- Clutch springs made from high temperature material to outlast any other springs on the market
- Manufactured using the highest quality materials



DESCRIPTION	PART #
FSC clutch and spring kit	1131-3938

### PLATE KITS

- Designed to enhance the performance of OEM clutch baskets, inner hubs and pressure plate or Hinson parts
- Tested and raced with all the same high-quality standards as all Hinson clutch components
- High production tolerances to perfectly mate Hinson Clutch Basket, enhancing clutch basket and plate life
- Kits available in steel or fiber
- Fiber plate kit manufactured using high-quality aluminum baseplate and paper or cork friction material
- Manufactured using the highest quality materials



1131-3940

1131-3939

FITS MODEL	STEEL PART #	# OF PLATES	FIBER PART #	# OF PLATES	FITS MODEL	STEEL PART #	# OF PLATES	FIBER PART #	# OF PLATES
<b>GASGAS</b>					<b>KTM</b>				
MC250F 21-24	1131-3940	8	1131-3939	7	SX-F 250 16-24	1131-3940	8	1131-3939	7
MC350F 21-24	1131-3940	8	1131-3939	7	SX-F 350 16-24	1131-3940	8	1131-3939	7
<b>HUSQVARNA</b>					EXC-F 350 23-24	1131-3940	8	1131-3939	7
FC250 16-24	1131-3940	8	1131-3939	7					
FC350 16-24	1131-3940	8	1131-3939	7					





## PRO SERIES EXTREME DUTY BELTS FOR POLARIS

- Adds a new level of heat, shock and stress resistance and provides an extended performance life
- High-compression polymer compound withstands extreme heat and provides maximum grip
- Oversized shielded carbon hybrid cord provides unparalleled strength and stability
- Heavy aramid and nylon fabrics cover inner and outer cogs to prevent cracking
- Designed and developed for Sand, Mud, Trail and Race applications
- Outperforms and outlasts OEM belts

FITS MODEL	PART #
500 Ace 18-19	<b>1142-1085</b>
570 Ace 18-19	<b>1142-1085</b>
570 RZR Non-EBS 17-22	<b>1142-1085</b>
570 RZR w/EBS 17-21	<b>1142-1085</b>
570 RZR Premium Edition 20	<b>1142-1085</b>
570 RZR S 17	<b>1142-1085</b>
Pro XD Full-Size Diesel/Crew 22	<b>1142-1086</b>
Pro XD 2000D/4000D Diesel 20-21	<b>1142-1086</b>
1000 General/Deluxe/Premium/Sport (except XP models) 20-24	<b>1142-1085</b>
1000 General All options 16-19	<b>1142-1085</b>

FITS MODEL	PART #
1000 General 4/Deluxe/Premium/Ride Command (except XP models) 20-22	<b>1142-1085</b>
1000 General 4 17-19	<b>1142-1085</b>
1000 Ranger Crew XP All options 17-18	<b>1142-1085</b>
1000 Ranger Crew XP High Lifter Edition 17	<b>1142-1085</b>
1000 Ranger High Lifter Edition 17	<b>1142-1085</b>
1000 Ranger XP (all ) 18-24	<b>1142-1086</b>
1000 Ranger XP (all) 17	<b>1142-1085</b>
1000 Ranger XP Crew (all ) 19-24	<b>1142-1086</b>
1000 RZR RS1 18-22	<b>1142-1086</b>
1000 RZR S 4 19-20	<b>1142-1085</b>



1142-1085

FITS MODEL	PART #
1000 RZR XP Premium 24	<b>1142-1086</b>
1000 RZR XP Sport 24	<b>1142-1086</b>
1000 RZR XP Ultimate 24	<b>1142-1086</b>
1000 RZR XP 4 Premium 24	<b>1142-1086</b>
1000 RZR XP 4 Sport 24	<b>1142-1086</b>
1000 RZR XP 4 Ultimate 24	<b>1142-1086</b>
RZR XP Turbo 4x4 16	<b>1142-1086</b>
RZR XP 4 Turbo 4x4 16	<b>1142-1086</b>

## ATV/UTV DRIVE BELTS STANDARD

- OEM replacement belt
- Aramid-reinforced cord
- Designed for 450cc ATVs/UTVs and smaller

### SEVERE DUTY

- Double-cog-style belt helps reduce clutch heat
- Aramid tensile cord provides higher load capabilities and less slip


- Rubber compound allows for the right amount of flexibility
- Higher quality with closer tolerances; closer tolerances provide more consistent CVT operation
- Designed for high horsepower, heavy load and aggressive riding styles
- Polaris belts are non-EBS style

FITS MODEL	STANDARD	SEVERE DUTY
<b>CFMOTO</b>		
400 CForce 18-23	-	<b>1142-1081</b>
500 CForce EPS 20-23	-	<b>1142-1081</b>
500 CForce HO EPS 18	-	<b>1142-1081</b>
500 CForce S 18-19	-	<b>1142-1081</b>
500 UForce 18-20	-	<b>1142-1081</b>
500 ZForce Trail 18-21	-	<b>1142-1081</b>
600 CForce 19-23	-	<b>1142-1081</b>
600 CForce Touring 20-23	-	<b>1142-1081</b>
600 UForce 21-23	-	<b>1142-1081</b>
800 CForce XC 19-23	-	<b>1142-1082</b>
800 UForce (built after 13/01/2022) 22-23	-	<b>1142-1082</b>
800 ZForce EX (all) (built after 13/01/22) 22-23	-	<b>1142-1082</b>
800 ZForce Trail (all) (built after 13/01/22) 22-23	-	<b>1142-1082</b>
950 ZForce EX/Sport HO 22-23	-	<b>1142-1082</b>
950 ZForce Sport 20-23	-	<b>1142-1082</b>
950 ZForce Trail 23	-	<b>1142-1082</b>
1000 CForce Overland 21-23	-	<b>1142-1082</b>

1142-1081



1142-1084



FITS MODEL	STANDARD	SEVERE DUTY
<b>CFMOTO (CONT)</b>		
1000 UForce 19-23	-	<b>1142-1082</b>
1000 UForce XL 22-23	-	<b>1142-1082</b>
1000 ZForce 18-19	-	<b>1142-1082</b>
<b>KAWASAKI</b>		
360 Prairie 2x4 05-09	<b>1142-1084</b>	-
360 Prairie 4x4 05-12	<b>1142-1084</b>	-
650 Brute Force 4x4 05-13	<b>1142-1084</b>	-
650 Prairie 4x4 02-03	<b>1142-1084</b>	-
700 KFX 2x4 03-09	<b>1142-1084</b>	-
700 Prairie 4x4 04-06	<b>1142-1084</b>	-
750 Brute Force 4x4/EFI 05-11	<b>1142-1084</b>	-
Mule Pro-DX (all) 16-24	-	<b>1142-1083</b>
Mule Pro-DXT (all) 16-24	-	<b>1142-1083</b>
Mule Pro-FX (all) 15-23	-	<b>1142-1083</b>
Mule Pro-FXT (all) 15-23	-	<b>1142-1083</b>
Mule Pro-FXR 18-23	-	<b>1142-1083</b>



## REAR SWINGARM BUSHING KITS FOR POLARIS

- EPI quality rebuild kits
- Exact replacement components to return your suspension to like-new condition
- Components vary by model
- One kit required per vehicle



0430-1280



0430-1281

FITS MODEL	PART #
570 Ranger SP/Crew/ Northstar/Premium 22	0430-1278
850 Sportsman High Lifter 21-22	0430-1279
850 Sportsman Ultimate Trail 22	0430-1279
900 RZR 50" 17-20	0430-1280
900 RZR 50" EPS 17-19	0430-1280
900 RZR 50" Fox/Premium 20	0430-1280
900 RZR 50" Trail Premium/Trail Sport/Trail Ultimate 22	0430-1280
900 RZR 55" XC 17	0430-1280
900 RZR 60" S 17-20	0430-1280
900 RZR 60" S EPS 17-19	0430-1280
900 RZR 60" S Premium 20	0430-1280
900 RZR 60" S Trail Sport 22	0430-1280
900 RZR 4 17-18	0430-1280
1000 General 16-20	0430-1280
1000 General Deluxe 16-21	0430-1280
1000 General Deluxe Ride Command 22	0430-1280
1000 General Hunter/LTD 18-19	0430-1280
1000 General Premium 18-22	0430-1280
1000 General Ride Command 18-19	0430-1280
1000 General Sport 21-22	0430-1280

FITS MODEL	PART #
1000 General 4 17-20	0430-1280
1000 General 4 Deluxe 20-21	0430-1280
1000 General 4 Deluxe Ride Command 22	0430-1280
1000 General 4 Premium 20-22	0430-1280
1000 General 4 Ride Command 19-20	0430-1280
1000 General XP/XP 4 20	0430-1282
1000 General XP/XP 4 Deluxe 21-22	0430-1282
1000 General XP/XP 4 Deluxe Ride Command 22	0430-1282
1000 General XP/XP 4 Pursuit 21	0430-1282
1000 General XP/XP 4 Trailhead 22	0430-1282
1000 General XP/XP 4 Troy Lee Designs 22	0430-1282
1000 Ranger/EPS/Premium (61hp) 20-22	0430-1281
1000 Ranger/Crew/Premium+Winter Pkg (61hp) 22	0430-1281
1000 Ranger Crew/EPS/Premium (61hp) 20-22	0430-1281
1000 Ranger XP/Crew (all) 18-22	0430-1281
1000 RZR 60" S Trail Premium/Ultimate 22	0430-1281
1000 RZR 60" S 17-20	0430-1280
1000 RZR 60" S 4 19-20	0430-1280
1000 Sportsman XP High Lifter/Hunger 20-22	0430-1279
1000 Sportsman XP Ride Command/Touring Trail/Ultimate Trail 22	0430-1279

## HEAVY DUTY BALL JOINT KITS FOR POLARIS

- Durable steel housing with isolated design joint for long life
- High quality inner ball cage
- Relief hole for moisture
- Components vary by model
- Ball joint kits include ball joint, rubber boot, snap ring and cotter pin
- Sold each



0430-1276



0430-1288

FITS MODEL	LOWER BALL JOINT PART #	UPPER BALL JOINT PART #
450 Outlaw 2x4 08-10	0430-1276	0430-1276
500 Predator 2x4 07	0430-1276	0430-1276
525 Outlaw IRS 2x4 08-11	0430-1276	0430-1276
525 Outlaw S 2x4 08-10	0430-1276	0430-1276
570 Ace 18	0430-1288	-
570 Ace SP 17	0430-1288	-
570 Sportsman Hunter Ed 20	0430-1288	0430-1288
570 Sportsman Premium 20	0430-1288	0430-1288

FITS MODEL	LOWER BALL JOINT PART #	UPPER BALL JOINT PART #
570 Sportsman SP 15-18	0430-1288	0430-1288
570 Sportsman SP (built before 10/22/18) 19	0430-1288	0430-1288
570 Sportsman Touring SP (built before 10/22/18) 19	0430-1288	0430-1288
570 Sportsman Touring/Premium 20	0430-1288	0430-1288
570 Sportsman Touring/SP 15-18	0430-1288	0430-1288
900 Ace XC 18-19	0430-1288	-
900 Ace XC EPS 17	0430-1288	-



1205-0431



1205-0432



1205-0434



1205-0436

## DIFFERENTIAL SEAL KITS

- Includes all the seals needed to rebuild the front and rear differential
- Made using NBR (nitrile butadiene rubber) seals for extra oil resistance and longer life
- Components vary by model

FITS MODEL	FRONT SEAL KIT PART #	REAR SEAL KIT PART #	FRONT BEARING & SEAL KIT PART #	REAR BEARING & SEAL KIT PART #
<b>CAN-AM</b>				
500 Defender HD5/DPS 19-20	1205-0427	-	1205-0428	-
800 Defender HD8/DPS/Max/XT/XT Cab 17-20	1205-0427	-	1205-0428	-
800 Maverick Trail/DPS 18-20	1205-0427	-	1205-0428	-
900 Maverick X3 HO 18	1205-0429	-	1205-0430	-
1000 Defender HD10/DPS/Ltd/Mossy Oak Hunter/XT/XT Cab/XT-P 17-20	1205-0427	-	1205-0428	-
1000 Defender HD10 Max DPS/Ltd/Lone Star/XT/XT Cab 17-20	1205-0427	-	1205-0428	-
1000 Defender HD10 Pro DPS/XT 20	1205-0427	-	1205-0428	-
1000 Maverick Sport Std / DPS (75hp) 19-20	1205-0427	-	1205-0428	-
1000 Maverick Sport R DPS/Max 19-20	1205-0427	-	1205-0428	-
1000 Maverick Sport R XMR/XRC (100hp) 19	1205-0427	-	1205-0428	-
1000 Maverick Trail /DPS 18-20	1205-0427	-	1205-0428	-
Maverick X3/Max (154hp)/XDS/XRS 17	1205-0427	-	1205-0428	-
Maverick X3 Turbo/Max (120hp) 18-20	1205-0427	-	1205-0428	-
Maverick X3 Turbo R/Max/XDS (172hp) 18-19	1205-0427	-	1205-0428	-
Maverick X3 Turbo XMR/XRC (120hp) 18-20	1205-0429	-	1205-0430	-
Maverick X3 Turbo R XDS (172hp) 19-20	1205-0429	-	1205-0430	-
Maverick X3 Turbo R XMR/XRC (172hp) 2018-19	1205-0429	-	1205-0430	-
Maverick X3 Turbo R XRS (172hp) 18-20	1205-0429	-	1205-0430	-
Maverick X3 Turbo RR/Max XDS/XMR/XRC/XRS (195hp) 2020	1205-0429	-	-	-

FITS MODEL	FRONT SEAL KIT PART #	REAR SEAL KIT PART #	FRONT BEARING & SEAL KIT PART #	REAR BEARING & SEAL KIT PART #
<b>CFMOTO</b>				
500 UForce 15-18	-	-	1205-0431	1205-0432
500 UForce Rancher 11-13	-	-	1205-0431	1205-0432
500 ZForce HO 16-17	-	-	1205-0431	1205-0432
500 ZForce Z5 18	-	-	1205-0431	-
600 UForce Rancher 11-14	-	-	1205-0431	1205-0432
600 ZForce Z6 11, 13	-	-	1205-0431	1205-0432
600 ZForce Z6 Sport 12, 14-15	-	-	1205-0431	1205-0432
600 Z6-EX Sport 12-14	-	-	1205-0431	1205-0432
800 UForce 16	-	-	1205-0431	-
800 UForce EX 15, 17-18	-	-	1205-0431	1205-0432
800 UForce Tracker 13-14	-	-	1205-0431	1205-0432
800 ZForce 17-18	-	-	1205-0431	1205-0432
800 ZForce EX/Trail 18	-	-	1205-0431	-
800 ZForce Z8/EX 16	-	-	1205-0431	1205-0432
800 ZForce Z8 EX/ Sport 14-15	-	-	1205-0431	1205-0432
1000 ZForce/EX 18	-	-	1205-0431	-
<b>KAWASAKI</b>				
750 KVF750 Brute Force/ EPS 16-20	1205-0434	-	-	-
Mule PRO-FX/EPS/LE 16-22	-	-	-	1205-0433
Mule PRO-FXR 18-22	-	-	-	1205-0433
Mule PRO-FXT/LE/Ranch 15-22	-	-	-	1205-0433
Mule PRO-DX/DXT/ EPS/LE 16-22	-	-	-	1205-0433
<b>POLARIS</b>				
325 Ranger ETX 15-16	1205-0435	-	-	-
325 ACE 14-16	1205-0436	-	-	-
500 ACE EFI 17-19	1205-0436	-	-	-
500 Ranger 19-20	1205-0436	-	-	-
550 Sportsman 11-13	1205-0435	-	-	-
550 Sportsman EPS/ Touring 10-14	1205-0435	-	-	-

DIFFERENTIAL SEAL KITS (continued on next page)



## DIFFERENTIAL SEAL KITS (CONT)

FITS MODEL	FRONT SEAL KIT PART #	REAR SEAL KIT PART #	FRONT BEARING & SEAL KIT PART #	REAR BEARING & SEAL KIT PART #
<b>POLARIS (CONT)</b>				
550 Sportsman XP (built after 12/1/08) 09-10, 13-14	1205-0435	-	-	-
570 ACE 15-18	1205-0436	-	-	-
570 ACE w/EPS 19	1205-0436	-	-	-
570 Ranger Fullsize 17-20	1205-0436	-	-	-
570 Ranger Fullsize Crew 15-18	1205-0436	-	-	-
570 Ranger Midsize/ EPS 17-20	1205-0436	-	-	-
570 Ranger Midsize Crew/EPS 16-18	1205-0436	-	-	-
570 Ranger Midsize/ EPS 14-15	1205-0435	-	-	-
570 Ranger Midsize Crew/EPS 14-15	1205-0435	-	-	-
570-4 Ranger Crew/ EPS 19-20	1205-0436	-	-	-
570-4 Ranger Crew Premium 20	1205-0436	-	-	-
570-6 Ranger Crew w/EPS 19-20	1205-0436	-	-	-
570 RZR 50"/EPS 12-20	1205-0436	-	-	-
800 RZR/RZR 4/RZR S 11-14	1205-0436	-	-	-
850 Scrambler 13-18	1205-0435	-	-	-
850 Scrambler SP/Touring 15-18	1205-0435	-	-	-
850 Sportsman Touring SP 19-20	1205-0436	-	-	-
850 Sportsman Touring EPS 10-14	1205-0435	-	-	-
850 Sportsman X2 11	1205-0435	-	-	-
850 Sportsman XP (built after 12/2/08) 09-13	1205-0435	-	-	-
850 Sportsman XP EPS (built after 12/2/08) 09-14	1205-0435	-	-	-
900 ACE EFI EPS 16-19	1205-0436	-	-	-
900 ACE XC 17-19	1205-0436	-	-	-
900 Ranger/EPS 19	1205-0436	-	-	-
900 Ranger Crew 11-18	1205-0436	-	-	-
900 Ranger Diesel 11-14	1205-0436	-	-	-
900 Ranger Diesel Crew 12-14	1205-0436	-	-	-
900 Ranger XP/EPS 13-18	1205-0436	-	-	-
900 Ranger XP Crew/EPS 19	1205-0436	-	-	-
900 RZR 4 EPS 18	-	-	1205-0438	-
900 RZR 50/55/60" (all versions) 15-20	1205-0436	-	-	-
900 RZR XP 11-14	1205-0436	-	-	-
900 RZR XP 4 16	1205-0436	-	-	-
900 RZR XP 4 12-14	1205-0436	-	-	-
900 RZR XP 4 Jagged X 13	1205-0436	-	-	-
1000 General/Deluxe/ Premium 18-20	-	-	1205-0438	-

FITS MODEL	FRONT SEAL KIT PART #	REAR SEAL KIT PART #	FRONT BEARING & SEAL KIT PART #	REAR BEARING & SEAL KIT PART #
<b>POLARIS (CONT)</b>				
1000 General Hunter/Limited/Ride Command 18-19	-	-	1205-0438	-
1000 General EPS 16-17	1205-0436	-	-	-
1000 General 4 17-20	-	-	1205-0438	-
1000 General 4 Deluxe/ Premium 20	-	-	1205-0438	-
1000 General 4 Ride Command 19-20	-	-	1205-0438	-
1000 General XP/XP 4 20	-	-	1205-0438	-
1000 Ranger XP High Lifter 17, 20	-	-	1205-0438	-
1000 Ranger XP Northstar HVAC/Ranch 2017	-	-	1205-0438	-
1000 Ranger XP Crew High Lifter 17-20	-	-	1205-0438	-
1000 Ranger Diesel/Crew 15-18	1205-0436	-	-	-
1000 RZR 60" 16	1205-0436	-	-	-
1000 RZR 60" S 17-20	-	-	1205-0438	-
1000 RZR 4 S 19-20	-	-	1205-0438	-
1000 RZR RS1 18-20	1205-0437	-	1205-0439	-
1000 RZR XP 18-20	-	-	1205-0438	-
1000 RZR XP/XP 4 Dynamix 19	-	-	1205-0438	-
1000 RZR XP High Lifter 17-20	-	-	1205-0438	-
1000 RZR XP Limited/ Premium 20	-	-	1205-0438	-
1000 RZR XP Matte Gold Metallic LE Rock Crawler (built after 10/3/1) 17	-	-	1205-0438	-
1000 RZR XP/XP 4 Ride Command 18-19	-	-	1205-0438	-
1000 RZR XP Trails & Rocks 18-20	-	-	1205-0438	-
1000 RZR XP 4 (built after 10/3/16) 17	-	-	1205-0438	-
1000 RZR XP 4 18-20	-	-	1205-0438	-
1000 RZR XP 4 High Lifter (built after 10/3/16) 17-20	-	-	1205-0438	-
1000 RZR XP/XP 4 14-16	1205-0436	-	-	-
1000 Sportsman XP S (55") 20	1205-0436	-	-	-
1000 Scrambler XP (all versions) 14-18	1205-0435	-	-	-
Ranger Diesel HST/HST Deluxe 14	1205-0436	-	-	-
RZR XP Turbo/4 17-20	-	-	1205-0438	-
RZR XP Turbo/4 LE 19	-	-	1205-0438	-
RZR XP Turbo/4/S/ Velocity 19-20	1205-0437	-	1205-0439	-

## REAR INDEPENDENT SUSPENSION REPAIR KITS



- EPI quality rebuild kit
- Exact replacement components to return your suspension to like-new condition
- Includes all the bearings, bushings, pins, seals, etc., for the independent suspension arms (frame and knuckle side)
- Components vary by model
- Order two per application



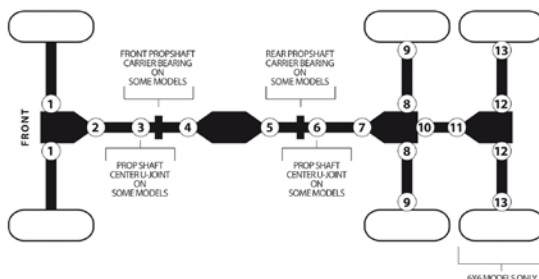
FITS MODEL	PART #
<b>CAN-AM</b>	
500 HD5 Defender/DPS 17-20	<b>0430-1273</b>
800 HD8 Defender/DPS/XT/XT Cab 16-20	<b>0430-1273</b>
800 HD8 Defender Max/DPS/XT 16-20	<b>0430-1273</b>
1000 HD10 Defender 16-18	<b>0430-1273</b>
1000 HD10 Defender DPS 16-20	<b>0430-1273</b>
1000 HD10 Defender Hunting Edition 17-20	<b>0430-1273</b>
1000 HD10 Defender Limited 20	<b>0430-1273</b>
1000 HD10 Defender Max DPS 16-20	<b>0430-1273</b>
1000 HD10 Defender Max Limited 20	<b>0430-1273</b>
1000 HD10 Defender Max Lone Star Edition 18-20	<b>0430-1273</b>

FITS MODEL	PART #
<b>CAN-AM (CONT)</b>	
1000 HD10 Defender Max XMR 19-20	<b>0430-1273</b>
1000 HD10 Defender Max XT 16-20	<b>0430-1273</b>
1000 HD10 Defender Max XT Cab 18-20	<b>0430-1273</b>
1000 HD10 Defender Pro DPS 20	<b>0430-1273</b>
1000 HD10 Defender Pro XT 20	<b>0430-1273</b>
1000 HD10 Defender XMR/XT-P 18-20	<b>0430-1273</b>
1000 HD10 Defender XT/Cab 16-20	<b>0430-1273</b>
1000 HD10 Defender 6x6 DPS 20	<b>0430-1273</b>
<b>YAMAHA</b>	
700 Viking/EPS 18-20	<b>0430-1274</b>
700 Viking/EPS 15-17	<b>0430-1275</b>
700 Viking Ranch Edition 18-20	<b>0430-1274</b>

FITS MODEL	PART #
<b>YAMAHA (CONT)</b>	
700 Viking VI Ranch Edition 18-20	<b>0430-1274</b>
700 Viking VI Ranch Edition 16-17	<b>0430-1275</b>
700 Wolverine Std 16-17	<b>0430-1275</b>
700 Viking SE EPS 19-20	<b>0430-1274</b>
700 Viking SE EPS 15-17	<b>0430-1275</b>
700 Viking VI/EPS 18-20	<b>0430-1274</b>
700 Viking VI/EPS 15-17	<b>0430-1275</b>
700 Viking VI SE EPS 15-17	<b>0430-1275</b>
700 Wolverine R Spec/EPS/SE 16-17	<b>0430-1275</b>
850 Wolverine X2/R-Spec/SE 19	<b>0430-1274</b>
850 Wolverine X4/SE 19	<b>0430-1274</b>

## ATV UNIVERSAL JOINTS

- Universal joints are high-quality replacements for OEM parts
- All have grease zerks



FITS MODEL	LOCATION	PART #
<b>CAN-AM</b>		
500 Defender HD5 Std/DPS 18-20	2,4	<b>1205-0440</b>
700 Commander DPS/XT 22	2,4	<b>1205-0440</b>
700 Defender HD7 Std/DPS 22	2,4	<b>1205-0440</b>
700 Defender HD7 Max 22	2,4	<b>1205-0440</b>
700 Maverick Trail Std/DPS 22	2,4	<b>1205-0440</b>
800 HD8 Defender Std/DPS/DPS Cab/XT/XT Cab 16-21	2,4	<b>1205-0440</b>
800 HD8 Defender Max Std/DPS/XT 16-21	2,3,4	<b>1205-0440</b>
800 Maverick Trail Std/DPS 18-21	2,4	<b>1205-0440</b>
900 Defender HD9 Std/DPS/DPS Cab/XT 22	2,4	<b>1205-0440</b>
900 Defender HD9 Max Std/DPS/XT 22	2,4	<b>1205-0440</b>
900 HO Maverick X3 18	2,4	<b>1205-0440</b>
1000 Commander DPS/XMR/XT/XT-P 21-22	2,4	<b>1205-0440</b>
1000 Commander Max DPS/XT/XT-P 21-22	2,4	<b>1205-0440</b>
1000 Defender HD10 Std/DPS/Hunting Ed/Limited/XT/XT Cab/XT-P 16-22	2,4	<b>1205-0440</b>
1000 Defender HD10 Pro DPS/XT 20-22	2,3,4	<b>1205-0440</b>
1000 Defender HD10 XMR 18-22	2,4	<b>1205-0440</b>
1000 Defender HD10 Max DPS/Limited/Lone Star Ed/XT/XT Cab/XMR 16-22	2,3,4	<b>1205-0440</b>
1000 Defender HD10 6x6 Std/DPS 20-22	2,3,4	<b>1205-0440</b>
1000 Maverick Sport Std/DPS (75hp) 19-21	2,3,4	<b>1205-0440</b>
1000 Maverick Sport XMR 19-21	2,3,4	<b>1205-0440</b>

FITS MODEL	LOCATION	PART #
<b>CAN-AM (CONT)</b>		
1000 Maverick Sport Max 19-21	2,3,4	<b>1205-0440</b>
1000 Maverick Sport R DPS/XRC/XXC (100hp) 19-21	2,3,4	<b>1205-0440</b>
1000 Maverick Trail Std/DPS 18-21	2,3,4	<b>1205-0440</b>
Maverick X3 Std/XDS/XRS 17	2,3,4	<b>1205-0440</b>
Maverick X3 Max Std/XDS/XRS 17	2,3,4	<b>1205-0440</b>
Maverick X3 Turbo (120hp) Std/XMR/XRC 18-19	2,4	<b>1205-0440</b>
Maverick X3 Turbo Max (120hp) Std 18-19	2,3,4	<b>1205-0440</b>
Maverick X3 Turbo R (172hp) Std/XDS/XMR/XRC/XRS 18-19	2,4	<b>1205-0440</b>
Maverick X3 Turbo R Max (172hp) Std/XDS/XRS 18-19	2,3,4	<b>1205-0440</b>
<b>YAMAHA</b>		
850 Wolverine X2 Std/XT-R 21	2,4	<b>1205-0441</b>
850 Wolverine X2 19-20	2	<b>1205-0441</b>
850 Wolverine X2 R-Spec Std/SE 19-22	2	<b>1205-0441</b>
850 Wolverine X2 R-Spec XT-R 20-22	2	<b>1205-0441</b>
850 Wolverine X4 Std/XT-R 21	2,4	<b>1205-0441</b>
850 Wolverine X4 18-20	2	<b>1205-0441</b>
850 Wolverine X4 R-Spec 22	2	<b>1205-0441</b>
850 Wolverine X4 SE 19-20	2	<b>1205-0441</b>
850 Wolverine X4 XT-R 20-22	2	<b>1205-0441</b>
1000 Wolverine RMAX2 Std/LE/R-Spec/Sport/XT-R 21-22	2,4	<b>1205-0441</b>
1000 Wolverine RMAX4 Std/LE/R-Spec/XT-R 21-22	2,4	<b>1205-0441</b>



## HEAVY-DUTY CV JOINT KITS

- Engineered to be an exact fit replacement and to outlast your OEM joint
- Includes CV joint, boot, clamps and grease


FITS MODEL	FRONT OUTBOARD PART #	FRONT INBOARD PART #
<b>POLARIS</b>		
400 Sportsman HO 4x4 13-14,16-17	<b>0214-2832</b>	-
450 Sportsman HO EPS 17	<b>0214-2832</b>	-
500 Sportsman HO/Touring 4x4 13	<b>0214-2832</b>	-
570 Sportsman 4x4/EPS 14-17	<b>0214-2832</b>	-
570 Sportsman Big Boss EPS 6x6 17	<b>0214-2832</b>	-
570 Sportsman SP EPS 16-17	<b>0214-2832</b>	-
570 Sportsman Touring/EPS 14-17	<b>0214-2832</b>	-
570 Sportsman Touring SP 15-17	<b>0214-2832</b>	-
570 Sportsman X2 EPS 15-17	<b>0214-2832</b>	-
800 Ranger 6x6 11-16	<b>0214-2833</b>	-
800 Ranger Crew 4x4 11-14	<b>0214-2833</b>	-
800 Ranger Full-Size 4x4 13	<b>0214-2833</b>	-

FITS MODEL	FRONT OUTBOARD PART #	FRONT INBOARD PART #
<b>POLARIS (CONT)</b>		
800 Ranger HD/XP 4x4 11-12	<b>0214-2833</b>	-
800 Ranger LE 4x4 13	<b>0214-2833</b>	-
800 Sportsman EFI 4x4/6x6 13-14	<b>0214-2832</b>	-
1000 RZR XP 15-16	<b>0214-2836</b>	<b>0214-2834</b>
1000 RZR XP 4 (built before 10/19/15) 15-16	<b>0214-2836</b>	<b>0214-2834</b>
1000 RZR XP 4 High Lifter Edition (built before 10/19/15) 16	<b>0214-2836</b>	<b>0214-2834</b>
<b>YAMAHA</b>		
550 Grizzly 4x4/EPS 09-14	-	<b>0214-2835</b>
700 Grizzly 4x4/EPS 07-15	-	<b>0214-2835</b>
700 Grizzly SE 4x4 w/EPS 15	-	<b>0214-2835</b>
700 Rhino 4x4/Sport 08-13	-	<b>0214-2835</b>
700 Rhino SE 4x4 08	-	<b>0214-2835</b>

## FRONT A-ARM REPAIR KITS

- EPI quality rebuild kits
- Exact replacement components to return your suspension to like-new condition
- Each kit contains all the bearings or bushings, hardened pins, seals and spacer needed
- Kits are sold per A-arm
- Components vary by model

FITS MODEL	LOWER PART #	UPPER PART #
<b>KAWASAKI</b>		
750 Brute Force/EPS 12-20	<b>0430-1266</b>	<b>0430-1267</b>



0430-1277

FITS MODEL	LOWER PART #	UPPER PART #
<b>SUZUKI</b>		
LT-A 500 King Quad/EPS 09-19	-	<b>0430-1277</b>
LT-A 750 King Quad/EPS/LE/SE 08-19	-	<b>0430-1277</b>

## FRONT A-ARM BUSHING KITS FOR POLARIS

- EPI quality rebuild kits
- Exact replacement components to return your suspension to like-new condition
- Quality OE replacement bushings only reusing the non-wear components
- Components vary by model
- One kit required per vehicle

FITS MODEL	PART #
570 Ranger SP/Crew/Northstar/Premium 22	<b>0430-1268</b>
850 Sportsman High Lifter 22	<b>0430-1269</b>
850 Sportsman XP High Lifter 21	<b>0430-1269</b>
1000 General XP/XP 4 20	<b>0430-1270</b>
1000 General XP/XP 4 Deluxe 21-22	<b>0430-1270</b>
1000 General XP/XP 4 Deluxe Ride Command/Trailhead 22	<b>0430-1270</b>
1000 General XP/XP 4 Pursuit 21	<b>0430-1270</b>
1000 General XP/XP 4 Troy Lee Designs 22	<b>0430-1270</b>
1000 Ranger/EPS/Premium/Premium+Winter Pkg 21-22	<b>0430-1271</b>
1000 Ranger XP (all) 21-22	<b>0430-1271</b>
1000 Ranger XP Crew (all) 21	<b>0430-1271</b>
1000 Ranger/Crew/EPS/Premium 20	<b>0430-1269</b>



0430-1270

FITS MODEL	PART #
1000 Ranger XP (all options) 18-20	<b>0430-1269</b>
1000 Ranger XP Crew (all options) 19-20	<b>0430-1269</b>
RZR Pro XP/Premium/Sport/Ultimate 20-22	<b>0430-1270</b>
RZR Pro XP 4/Premium/Sport/Ultimate 20-22	<b>0430-1270</b>
RZR XP Turbo/Turbo 4/S/LE/Velocitey 18-20	<b>0430-1270</b>
1000 Scrambler XP S 20-21	<b>0430-1272</b>
1000 Sportsman XP 20	<b>0430-1269</b>
1000 Sportsman XP High Lifter 20-22	<b>0430-1269</b>
1000 Sportsman XP Hunter 21-22	<b>0430-1269</b>
1000 Sportsman XP Ride Command/Ultimate/Touring Trail 22	<b>0430-1269</b>
1000 Sportsman XP S 20-22	<b>0430-1272</b>



## HEAVY DUTY CV BOOTS

- EPI heavy-duty quality replacement boot kit
- Super-tough polychloroprene material withstands heat, cold and abuse
- Exact custom replacement boots guaranteed to fit
- Molybdenum disulfide (MoS<sub>2</sub>) grease pack provides longer life under high-stress loads seen in CV joint and axle applications
- Includes: 1 CV boot, clamps, grease
- Sold each



### FRONT

FITS MODEL	OUTBOARD PART #	INBOARD PART #
<b>CAN-AM</b>		
450 Outlander/Max/DPS/Hunting/XT 17-23	<b>0214-2845</b>	<b>0214-2846</b>
450 Outlander L/Max/DPS 15-16	<b>0214-2845</b>	<b>0214-2846</b>
450 Outlander 6x6 20-23	<b>0214-2845</b>	<b>0214-2846</b>
500 Outlander DPS/MAX/XT 15	<b>0214-2845</b>	<b>0214-2846</b>
500 Outlander L/Max/DPS 15	<b>0214-2845</b>	<b>0214-2846</b>
500 Renegade 15	<b>0214-2845</b>	<b>0214-2846</b>
570 Outlander/DPS/Max/XT/Hunting 17-23	<b>0214-2845</b>	<b>0214-2846</b>
570 Outlander DPS/XT 4x4 16	<b>0214-2845</b>	<b>0214-2846</b>
570 Outlander L/DPS/LE/Max 15-16	<b>0214-2845</b>	<b>0214-2846</b>
570 Outlander Max DPS/XT 4x4 16	<b>0214-2845</b>	<b>0214-2846</b>
570 Outlander MR/XMR 2023	<b>0214-2845</b>	<b>0214-2846</b>
570 Renegade 16-18	<b>0214-2845</b>	<b>0214-2846</b>
650 Outlander 6x6 DPS 23	<b>0214-2845</b>	<b>0214-2846</b>
<b>KAWASAKI</b>		
Mule Pro-DX Diesel/LE 16-17	<b>0214-2848</b>	<b>0214-2849</b>
Mule Pro-DX/DXT Diesel EPS 16-21	<b>0214-2848</b>	<b>0214-2849</b>
Mule Pro-DXT Diesel EPS 16-18	<b>0214-2848</b>	<b>0214-2849</b>
Mule Pro-DXT Diesel LE EPS 16-17	<b>0214-2848</b>	<b>0214-2849</b>
Mule Pro-FX/EPS/LE EPS 16-22	<b>0214-2848</b>	<b>0214-2849</b>
Mule Pro-FXR 18-22	<b>0214-2848</b>	<b>0214-2849</b>
Mule Pro-FXT/EPS/LE EPS 15-20	<b>0214-2848</b>	<b>0214-2849</b>
Mule Pro-FXT Ranch 16-20	<b>0214-2848</b>	<b>0214-2849</b>
<b>POLARIS</b>		
500 Ranger 18-22	<b>0214-2852</b>	<b>0214-2852</b>
570 Ranger Mid-size/Premium/Crew 21	<b>0214-2852</b>	<b>0214-2852</b>
570 Ranger Mid-size/EPS 17-20	<b>0214-2852</b>	<b>0214-2852</b>
570-4 Ranger Mid-size Crew Premium 20	<b>0214-2852</b>	<b>0214-2852</b>
570-4 Ranger Mid-size Crew/EPS 17-20	<b>0214-2852</b>	<b>0214-2852</b>
570 Ranger SP 22-23	<b>0214-2852</b>	<b>0214-2852</b>
570 Ranger SP Northstar 22	<b>0214-2852</b>	<b>0214-2852</b>
570 Ranger SP Crew/Premium/Northstar 22-23	<b>0214-2852</b>	<b>0214-2852</b>
1000 Ranger/Crew/EPS/Premium (61hp) 21	<b>0214-2854</b>	-
1000 Ranger XP Back Country 19	<b>0214-2854</b>	-
1000 Ranger XP High Lifter 17-22	<b>0214-2854</b>	-
1000 Ranger XP Northstar/Premium/Texas/Trail Boss/Ultimate 21	<b>0214-2854</b>	-
1000 Ranger XP Crew Back Country 19	<b>0214-2854</b>	-
1000 Ranger XP Crew High Lifter 17-21	<b>0214-2854</b>	-

FITS MODEL	OUTBOARD PART #	INBOARD PART #
<b>POLARIS (CONT)</b>		
1000 Ranger XP Crew Northstar/Premium/Texas/Trail Boss/Ultimate 21	<b>0214-2854</b>	-
1000 Ranger XP Crew Texas 22	<b>0214-2854</b>	-
1000 RZR RS1 20	<b>0214-2854</b>	-
1000 RZR XP/High Lifter 17-20	<b>0214-2854</b>	-
1000 RZR XP Dynamix 19	<b>0214-2854</b>	-
1000 RZR XP High Lifter 15-16	<b>0214-2854</b>	-
1000 RZR XP LE 17	<b>0214-2854</b>	-
1000 RZR XP Limited/Premium 20	<b>0214-2854</b>	-
1000 RZR XP Premium 20	<b>0214-2854</b>	-
1000 RZR XP Ride Command 18-19	<b>0214-2854</b>	-
1000 RZR XP Sport 21	<b>0214-2854</b>	-
1000 RZR XP Trails & Rocks 18-20	<b>0214-2854</b>	-
1000 RZR XP 4 (built after 10/20/15) 16-19	<b>0214-2854</b>	-
1000 RZR XP 4 High Lifter (built after 10/20/15) 16-20	<b>0214-2854</b>	-
1000 RZR XP 4 Premium/Sport 21	<b>0214-2854</b>	-
1000 RZR XP 4 Ride Command 18	<b>0214-2854</b>	-
1000 RZR XP 16-20	<b>0214-2826</b>	-
1000 RZR XP Dynamix 19	<b>0214-2826</b>	-
1000 RZR XP High Lifter Edition 15-20	<b>0214-2826</b>	-
1000 RZR XP LE 17	<b>0214-2826</b>	-
1000 RZR XP/XP 4 Limited/Premium 20	<b>0214-2826</b>	-
1000 RZR XP Ride Command 18-19	<b>0214-2826</b>	-
1000 RZR XP Trails & Rocks Edition 18-20	<b>0214-2826</b>	-
1000 RZR XP 18-20	<b>0214-2826</b>	-
1000 RZR XP 4 High Lifter Edition (built after 10/20/15) 16-20	<b>0214-2826</b>	-
1000 RZR XP 4 Ride Command 18	<b>0214-2826</b>	-
RZR XP/XP 4 Turbo 17-19	<b>0214-2854</b>	-
RZR XP Turbo Dynamix/Fox/LE 18	<b>0214-2854</b>	-
RZR XP 4 Turbo Dynamix/Fox/LE 18-19	<b>0214-2854</b>	-
RZR XP/XP 4 Turbo 16	<b>0214-2826</b>	-
<b>YAMAHA</b>		
550 Grizzly 13	-	<b>0214-2828</b>
550 Grizzly EPS 12-14	-	<b>0214-2828</b>
700 Grizzly 2013-19	-	<b>0214-2828</b>
700 Grizzly EPS 12-22	-	<b>0214-2828</b>
700 Grizzly LE EPS 16-18	-	<b>0214-2828</b>
700 Grizzly SE EPS 15-22	-	<b>0214-2828</b>

HEAVY DUTY CV BOOTS continued on next page



## HEAVY DUTY CV BOOTS (CONT)

### FRONT (CONT)

FITS MODEL	OUTBOARD PART #	INBOARD PART #
<b>YAMAHA (CONT)</b>		
700 Grizzly XT-R 20-22	-	<b>0214-2828</b>
700 Kodiak/EPS/SE 16-21	-	<b>0214-2828</b>
850 Wolverine X2 19-21	-	<b>0214-2829</b>
850 Wolvering X2 R-Spec/SE 19-20	-	<b>0214-2829</b>

### REAR

FITS MODEL	OUTBOARD PART #	INBOARD PART #
<b>CAN-AM</b>		
Maverick X3 Turbo DS (135hp) 23	<b>0214-2847</b>	<b>0214-2847</b>
Maverick X3 Turbo/DS/XDS (120hp) 18-22	<b>0214-2847</b>	<b>0214-2847</b>
Maverick X3 Turbo/XDS/XRS (154hp) 17	<b>0214-2847</b>	<b>0214-2847</b>
Maverick X3 Turbo XMR/XRC (120hp) 18-21	<b>0214-2847</b>	<b>0214-2847</b>
Maverick X3 Turbo Max DS 18-23	<b>0214-2847</b>	<b>0214-2847</b>
Maverick X3 Turbo Max/DS (120hp) 18-22	<b>0214-2847</b>	<b>0214-2847</b>
Maverick X3 Turbo R/XDS/XRS (172hp) 18-21	<b>0214-2847</b>	<b>0214-2847</b>
Maverick X3 Turbo R XMR/XRC(172hp) 18-19	<b>0214-2847</b>	<b>0214-2847</b>
Maverick X3 Turbo R Max/XDS/XRS (172hp) 18-21	<b>0214-2847</b>	<b>0214-2847</b>
Maverick X3 Turbo RR/DS/RS/XDS/XMR 64"/XMR 72"/XRC/XRC 64"/XRC 72"/XRS/XRS w/Smart ShoX/XMR (195/200hp) 20-23	<b>0214-2847</b>	<b>0214-2847</b>

### KAWASAKI

Mule Pro-DX Diesel/LE 16-17	<b>0214-2850</b>	<b>0214-2851</b>
Mule Pro-DX/DXT Diesel EPS 16-21	<b>0214-2850</b>	<b>0214-2851</b>
Mule Pro-DXT Diesel EPS 16-18	<b>0214-2850</b>	<b>0214-2851</b>
Mule Pro-DXT Diesel LE EPS 16-17	<b>0214-2850</b>	<b>0214-2851</b>
Mule Pro-FX/EPS/LE EPS 16-22	<b>0214-2850</b>	<b>0214-2851</b>
Mule Pro-FXR 18-22	<b>0214-2850</b>	<b>0214-2851</b>
Mule Pro-FXT/EPS/LE EPS/Ranch/Ranch Platinum 22	<b>0214-2850</b>	<b>0214-2851</b>
Mule Pro-FXT/EPS/LE EPS 15-20	<b>0214-2850</b>	<b>0214-2851</b>
Mule Pro-FXT Ranch 16-20	<b>0214-2850</b>	<b>0214-2851</b>

### POLARIS

900 ACE XC 2018-19	<b>0214-2853</b>	-
900-6 Ranger Crew/EPS (built after 7/3/16) 17-18	<b>0214-2853</b>	-
900 Ranger XP/EPS (built after 7/3/16) 17-18	<b>0214-2853</b>	-
1000 Ranger Diesel/Crew 18	<b>0214-2853</b>	-
1000 Ranger XP (built between 3/19/17-6/4/17) 18	<b>0214-2853</b>	-
1000 Ranger XP/EPS/High Lifter (built after 7/3/16) 17	<b>0214-2853</b>	-
1000 Ranger XP Northstar/Premium/20th Ann (built before 7/1/18) 19	<b>0214-2853</b>	-
1000 Ranger XP Northstar (built between 3/19/17-6/4/17) 18	<b>0214-2853</b>	-
1000 Ranger XP Northstar/Hunter (built after 7/3/16) 17	<b>0214-2853</b>	-
1000 Ranger XP Ranch (built after 7/17/16) 17	<b>0214-2853</b>	-
1000 Ranger XP Crew High Lifter (built after 7/17/16) 17-18	<b>0214-2853</b>	-
1000 Ranger XP Crew Northstar 18	<b>0214-2853</b>	-
1000 Ranger XP Crew Northstar (built after 7/3/16) 17	<b>0214-2853</b>	-
1000 Ranger XP Crew Premium/20th Ann (built before 7/1/18)19	<b>0214-2853</b>	-
1000 Ranger XP Crew/EPS 17	<b>0214-2853</b>	-

FITS MODEL	OUTBOARD PART #	INBOARD PART #
<b>YAMAHA (CONT)</b>		
850 Wolverine X2 R-Spec XT-R 20-21	-	<b>0214-2829</b>
850 Wolverine X4 18-21	-	<b>0214-2829</b>
850 Wolverine X4 SE 18-20	-	<b>0214-2829</b>
850 Wolverine X4 XT-R 20-21	-	<b>0214-2829</b>

FITS MODEL	OUTBOARD PART #	INBOARD PART #
<b>POLARIS (CONT)</b>		
1000 Ranger XP Crew/EPS (built before 7/1/18) 18-19	<b>0214-2853</b>	-
1000 RZR RS1 18-20	<b>0214-2854</b>	-
1000 RZR XP 15-20	<b>0214-2854</b>	-
1000 RZR XP Dynamix 19	<b>0214-2854</b>	-
1000 RZR XP High Lifter 15-20	<b>0214-2854</b>	-
1000 RZR XP LE 17, 20	<b>0214-2854</b>	-
1000 RZR XP Premium 20	<b>0214-2854</b>	-
1000 RZR XP Ride Command 18-19	<b>0214-2854</b>	-
1000 RZR XP Trails & Rocks 18-20	<b>0214-2854</b>	-
1000 RZR XP 4 18-20	<b>0214-2854</b>	-
1000 RZR XP 4 High Lifter (built after 10/20/15) 16-20	<b>0214-2854</b>	-
1000 RZR XP 4 Limited/Premium 20	<b>0214-2854</b>	-
1000 RZR XP 4 Ride Command 18	<b>0214-2854</b>	-
RZR XP Turbo 16-19	<b>0214-2854</b>	-
RZR XP Turbo Dynamix/Fox/LE 18	<b>0214-2854</b>	-
RZR XP 4 Turbo 16-20	<b>0214-2854</b>	-
RZR XP 4 Turbo Dynamix/Fox/LE 18-19	<b>0214-2854</b>	-

### YAMAHA

450 Kodiak/EPS/SE EPS 20-21	<b>0214-2827</b>	<b>0214-2828</b>
450 Kodiak/EPS/SE EPS 18-19	<b>0214-2827</b>	-
550 Grizzly 13	<b>0214-2827</b>	<b>0214-2828</b>
550 Grizzly 12,14	<b>0214-2827</b>	-
550 Grizzly/EPS 12-14	<b>0214-2827</b>	<b>0214-2828</b>
700 Grizzly 16-19	<b>0214-2827</b>	-
700 Grizzly 13-15	<b>0214-2827</b>	<b>0214-2828</b>
700 Grizzly EPS 16-21	<b>0214-2827</b>	-
700 Grizzly EPS 12-15	<b>0214-2827</b>	<b>0214-2828</b>
700 Grizzly SE EPS 16-21	<b>0214-2827</b>	-
700 Grizzly SE EPS 15	<b>0214-2827</b>	<b>0214-2828</b>
700 Grizzly XT-R 20-21	<b>0214-2827</b>	-
700 Kodiak 16-21	<b>0214-2827</b>	-
700 Kodiak EPS/SE EPS 16-21	<b>0214-2827</b>	-
850 Wolverine X2 19-21	<b>0214-2830</b>	<b>0214-2831</b>
850 Wolvering X2 R-Spec/SE 19-20	<b>0214-2830</b>	<b>0214-2831</b>
850 Wolverine X2 R-Spec XT-R 20-21	<b>0214-2830</b>	<b>0214-2831</b>
850 Wolverine X4 18-21	<b>0214-2830</b>	<b>0214-2831</b>
850 Wolverine X4 SE 18-20	<b>0214-2830</b>	<b>0214-2831</b>
850 Wolverine X4 XT-R 20-21	<b>0214-2830</b>	<b>0214-2831</b>
1000 YXZ/SE/SS SE 16-21		<b>0214-2831</b>





## HEAVY-DUTY TIE-ROD ENDS

- Designed to be stronger, longer-lasting and a direct replacement fit
- Polychloroprene rubber boots protect against dust, dirt, water and mud for long life
- Cast and machined from top-quality materials to meet or exceed OEM quality
- Sold each




FITS MODEL	OUTER LEFT PART#	OUTER RIGHT PART#
<b>POLARIS</b>		
1000 Ranger XP/Crew/Big Game /High Lifter/Northstar Big Game 22	0430-1283	0430-1284
1000 Ranger XP/Crew/Northstar Premium/Trail Boss/Ultimate 21-23	0430-1283	0430-1284
1000 Ranger XP Crew Premium 22-23	0430-1283	0430-1284
1000 Ranger XP Crew Texas 22	0430-1283	0430-1284
1000 Ranger XP/Crew Waterfowl 22	0430-1283	0430-1284
1000 Ranger XP Northstar Trail Boss/Ultimate Ride Command 23	0430-1283	0430-1284
1000 Ranger XP Premium 21-23	0430-1283	0430-1284
RZR Pro XP/Premium/Sport/Ultimate 20-23	0430-1285	0430-1286
RZR Pro XP Ultimate Rockford Fosgate LE 22	0430-1285	0430-1286
RZR Pro XP 4/Premium/Sport/Ultimate 17-23	0430-1285	0430-1286
RZR Pro XP 4 Ultimate Rockford Fosgate LE 22	0430-1285	0430-1286
RZR XP Turbo S 20-21	0430-1285	0430-1286
RZR XP Turbo/4 S LE 21	0430-1285	0430-1286
RZR XP Turbo/4 S Velocity 19-21	0430-1285	0430-1286
RZR XP Turbo 4 S 19-21	0430-1285	0430-1286

FITS MODEL	OUTER LEFT PART#	OUTER RIGHT PART#
<b>YAMAHA</b>		
700 Viking 16-20	0430-1287	0430-1287
700 Viking w/EPS 16-22	0430-1287	0430-1287
700 Viking Ranch Edition 18-22	0430-1287	0430-1287
700 Viking SE w/EPS 16-19	0430-1287	0430-1287
700 Viking VI 16-21	0430-1287	0430-1287
700 Viking VI w/EPS 16-22	0430-1287	0430-1287
700 Viking VI Ranch Edition 16-22	0430-1287	0430-1287
700 Viking VI SE w/EPS 16-17	0430-1287	0430-1287
850 Wolverine X2/x4 19-21	0430-1287	0430-1287
850 Wolverine X2 R-Spec 19-22	0430-1287	0430-1287
850 Wolverine X2 R-Spec SE 19-20	0430-1287	0430-1287
850 Wolverine X2/x4 XTR 20-22	0430-1287	0430-1287
850 Wolverine X4 Hunter Ed 20	0430-1287	0430-1287
850 Wolverine X4 R-Spec 22	0430-1287	0430-1287
850 Wolverine X4 SE 19	0430-1287	0430-1287

## CLUTCH PULLERS

- High-quality, heat-treated steel for superior strength
- Engineered to be the strongest pullers on the market
- Precise machining on every model puller for accuracy
- Individually packaged with instructions included
- All pullers are one-piece style (unless noted)



### ATV/UTV

FITS MODEL	PART #
<b>ARCTIC CAT</b>	
600 Alterra (all) 22-23	3803-0246
700 Alterra/XT 19, Alterra EPS 19-21	3803-0246
812 Prowler Pro/Crew 22-23	3803-0246
<b>CFMOTO</b>	
400/500 CForce 16-23	3803-0251
500 UForce 16-21	3803-0251
500 ZForce Trail 16-22	3803-0251
600 CForce 20-23	3803-0251

### SNOWMOBILE

FITS MODEL	PART #	OEM #
<b>ARCTIC CAT</b>		
9000 Riot 23, 9000 ZR 22-23	3803-0246	0644-650

FITS MODEL	PART #
<b>CFMOTO (CONT)</b>	
600 CForce Touring/XC 19-23	3803-0251
600 UForce 21-23	3803-0251
800 UForce (built after 1/13/22) 22-23	3803-0251
800 ZForce EX (built after 1/13/22) 22	3803-0251
800 ZForce Trail (built after 1/13/22) 22-23	3803-0251
950 ZForce 20-23	3803-0251
950 ZForce HO EX/Sport 22-23	3803-0251

FITS MODEL	PART #
<b>CFMOTO (CONT)</b>	
1000 CForce Overland 21-23	3803-0251
1000 UForce 19-23	3803-0251
1000 UForce XL 22-23	3803-0251
1000 ZForce 18-19	3803-0251
<b>TRACKER</b>	
600/EPS/LE EPS 22-23	3803-0246
800 SX/SX LE/SX Crew/SX Crew LE/SX Crew Waterfowl 22-23	3803-0246

## ROLLER PIN PULLER TOOL FOR CAN-AM

- Specifically designed to remove the roller pin without damaging the clutch
- Tool locks onto the clutch to pull the pin out straight and evenly
- Includes contact pad to prevent scratching the clutch surface and extra replacement tip



FITS MODEL	PART #
Maverick X3 (all) 17-23	3803-0248
1000 Commander/Max 21-23	3803-0248

FITS MODEL	PART #
1000 Defender/Max/Pro/6x6 20-23	3803-0248
1000 Maverick Sport R (100hp) 19-23	3803-0248



1140-0821

1140-0828

## SPORT UTILITY CLUTCH KITS FOR CFMOTO

- The best all-around use kit; if you do a bit of everything with an ATV/UTV, this is the kit for you
- Great for trail riding, occasional mud and sand riding, plowing and hauling
- Designed for use with oversized tires 68,5-71 cm (27-28")
- Oversize kits make up for the power loss and slower response that come with oversized tires
- Better low end and mid-range acceleration
- Helps decrease belt slippage, which will decrease clutch heat

FITS MODEL	PART #
600 CForce/Touring 20-22	<b>1140-0821</b>

- Quicker backshift, which results in crisp throttle response
- Field tested to assure satisfaction
- Designed for stock motor and exhaust
- Kit components vary by model and style of kit

**NOTE: All clutch kits are for 0-914 m (3000') elevation.**

FITS MODEL	PART #
600 UForce 21-22	<b>1140-0828</b>

## CLUTCH BUTTON AND ROLLER KIT FOR POLARIS

- Meets or exceeds OEM quality
- Kit contains 6 buttons, 3 rollers and 6 roller washers



FITS MODEL	PART #	FITS MODEL	PART #	FITS MODEL	PART #
325 Ranger ETX 15-16	<b>1140-0870</b>	800 Ranger XP 4x4 12	<b>1140-0870</b>	850 Sportsman X2 11	<b>1140-0870</b>
400 Ranger 4x4 12-14	<b>1140-0870</b>	800 RZR 4x4 08-14	<b>1140-0870</b>	850 Sportsman XP 09-13	<b>1140-0870</b>
400 Ranger HO 4x4 10-11	<b>1140-0870</b>	800 RZR 4 4x4 10-14	<b>1140-0870</b>	850 Sportsman XP HO EPS 13	<b>1140-0870</b>
500 Sportsman EFI 4x4 06, 08-09	<b>1140-0870</b>	800 RZR S 4x4 09-14	<b>1140-0870</b>	850 Sportsman XP EPS 11-12	<b>1140-0870</b>
500 Sportsman EFI Touring 4x4 08-09	<b>1140-0870</b>	800 RZR XC 4x4 14	<b>1140-0870</b>	850 Sportsman XP Touring 10	<b>1140-0870</b>
500 Sportsman HO 4x4 (EBS) 09,12-13	<b>1140-0870</b>	800 Sportsman EFI 4x4 05-14	<b>1140-0870</b>	900 Ranger Crew 14-15	<b>1140-0870</b>
500 Sportsman HO Touring 4x4 10-13	<b>1140-0870</b>	800 Sportsman EFI Touring 4x4 08-09	<b>1140-0870</b>	900 Ranger XP 4x4 (EBS) 14	<b>1140-0870</b>
500 Sportsman EFI/X2 4x4 06-09	<b>1140-0870</b>	800 Sportsman EFI X2 4x4 07, 09	<b>1140-0870</b>	900 Ranger XP 4x4 (Non EBS) 14	<b>1140-0870</b>
550 Sportsman 4x4 11-13	<b>1140-0870</b>	800 Sportsman EFI 6x6 09-14	<b>1140-0870</b>	900 Ranger XP 4x4 (Non EBS) 13	<b>1140-0870</b>
550 Sportsman EPS/Touring 4x4 11-14	<b>1140-0870</b>	850 Scrambler (Non EBS) 17-23	<b>1140-0870</b>	1000 Scrambler (EBS) 16	<b>1140-0870</b>
550 Sportsman Touring 4x4 10	<b>1140-0870</b>	850 Scrambler (EBS) 16	<b>1140-0870</b>	1000 Scrambler (Non EBS) 17-18	<b>1140-0870</b>
550 Sportsman X2/EPS 4x4 10-14	<b>1140-0870</b>	850 Scrambler 4x4 15	<b>1140-0870</b>	1000 Scrambler XP 15	<b>1140-0870</b>
550 Sportsman XP EPS 4x4 14	<b>1140-0870</b>	850 Scrambler HO/HO EPS 4x4 13-14	<b>1140-0870</b>	1000 Scrambler XP EPS (EBS) 16	<b>1140-0870</b>
550 Sportsman XP 4x4 09-10	<b>1140-0870</b>	850 Sportsman 17-23	<b>1140-0870</b>	1000 Scrambler XP HO EBS 14	<b>1140-0870</b>
570 Ranger Full-Size (Non EBS) 16-23	<b>1140-0870</b>	850 Sportsman (EBS) 16	<b>1140-0870</b>	1000 Scrambler XP S (55") 20-23	<b>1140-0870</b>
600 Sportsman 4x4 03-05	<b>1140-0870</b>	850 Sportsman High Lifter (Non EBS) 17-22	<b>1140-0870</b>	1000 Sportsman Touring SP 15	<b>1140-0870</b>
700 MV7 4x4 05	<b>1140-0870</b>	850 Sportsman High Lifter (EBS) 16	<b>1140-0870</b>	1000 Sportsman XP (EBS) 17-21	<b>1140-0870</b>
700 Ranger Crew 4x4 08-09	<b>1140-0870</b>	850 Sportsman Premium 19-23	<b>1140-0870</b>	1000 Sportsman XP 15	<b>1140-0870</b>
700 Ranger EFI 6x6 06-09	<b>1140-0870</b>	850 Sportsman SP 15	<b>1140-0870</b>	1000 Sportsman XP High Lifter 17-22	<b>1140-0870</b>
700 Ranger EFI 6x6 06-07	<b>1140-0870</b>	850 Sportsman SP (EBS) 17-19	<b>1140-0870</b>	1000 Sportsman XP High Lifter (EBS) 16	<b>1140-0870</b>
700 Ranger HD 4x4 09	<b>1140-0870</b>	850 Sportsman SP EPS (EBS) 16	<b>1140-0870</b>	1000 Sportsman XP Hunter (EBS) 18-22	<b>1140-0870</b>
700 Ranger XP 4x4 05-07, 08-09	<b>1140-0870</b>	850 Sportsman Touring 20-23	<b>1140-0870</b>	1000 Sportsman XP Premium 19	<b>1140-0870</b>
700 Sportsman 4x4 02-06	<b>1140-0870</b>	850 Sportsman Touring HO EPS 13-14	<b>1140-0870</b>	1000 Sportsman XP Ride Command 22	<b>1140-0870</b>
700 Sportsman EFI 4x4 04-07	<b>1140-0870</b>	850 Sportsman Touring EPS 11-12	<b>1140-0870</b>	1000 Sportsman XP S (55") 20-23	<b>1140-0870</b>
700 Sportsman EFI X2 4x4 08	<b>1140-0870</b>	850 Sportsman Touring SP (EBS) 17-19	<b>1140-0870</b>	1000 Sportsman XP Touring (EBS) 17-21	<b>1140-0870</b>
800 Ranger 6x6 (Non EBS) 11-16	<b>1140-0870</b>	850 Sportsman Touring SP (EBS) 16	<b>1140-0870</b>	1000 Sportsman XP Touring EPS (EBS) 16	<b>1140-0870</b>
800 Ranger Crew 4x4 11-14	<b>1140-0870</b>	850 Sportsman Touring SP 15	<b>1140-0870</b>	1000 Sportsman XP Touring Trail 22-23	<b>1140-0870</b>
800 Ranger EFI 4x4 10-11, 13-14	<b>1140-0870</b>	850 Sportsman Ultimate Trail (EBS) 22-23	<b>1140-0870</b>	1000 Sportsman XP Ultimate Trail 22-23	<b>1140-0870</b>



## WHEEL BEARING KITS

- Premium high-speed bearings feature low-drag, double lip seals on both sides to provide superior exclusion of water and dirt and improve grease retention
- High-performance grease features special rust inhibitors for the most demanding applications
- Wheel seals are specifically designed to keep out water and dirt; rubber-coated outside diameter creates an optimum seal at the hub
- Two kits needed per vehicle (unless noted)



0215-1249



0215-1252

FITS MODEL	FRONT WHEEL BEARING KIT	REAR WHEEL BEARING KIT
<b>CFMOTO</b>		
500 Rancher 12	-	<b>0215-1248</b>
500 UForce 18-20	-	<b>0215-1248</b>
500 UForce HO EPS 15-17	-	<b>0215-1248</b>
500 ZForce HO/EBS 16	-	<b>0215-1248</b>
500 ZForce HO Trail Non-EBS 16-17	-	<b>0215-1248</b>
500 ZForce HO Trail EBS 16	-	<b>0215-1248</b>
500 ZForce Trail 18-22	-	<b>0215-1248</b>
600 Rancher 12	-	<b>0215-1248</b>
600 UForce Rancher 13-14	-	<b>0215-1248</b>
600 ZForce 13-15	-	<b>0215-1248</b>
600 ZForce Sniper/Z6 11	-	<b>0215-1248</b>
600 Z6 EX Sport 12-14	-	<b>0215-1248</b>
600 Z6 Sport 12-14	-	<b>0215-1248</b>
800 UForce 16, 18-22	-	<b>0215-1248</b>
800 UForce EPS 16-17	-	<b>0215-1248</b>
800 UForce EX 15	-	<b>0215-1248</b>
800 UForce Tracker 13-14	-	<b>0215-1248</b>
800 ZForce/EPS 16	-	<b>0215-1248</b>
800 ZForce EX 16, 18-22	-	<b>0215-1248</b>
800 ZForce EX EPS 16-17	-	<b>0215-1248</b>
800 ZForce EX Sport 14-15	-	<b>0215-1248</b>
800 ZForce Sport 15	-	<b>0215-1248</b>
800 ZForce Trail 16, 18-22	-	<b>0215-1248</b>
800 ZForce Trail EPS 16-17	-	<b>0215-1248</b>
1000 UForce 19	-	<b>0215-1248</b>
1000 ZForce 18	-	<b>0215-1248</b>
<b>POLARIS</b>		
300 Sportsman 4x4 08-09	-	<b>0215-1249</b>
325 ACE 4x4 14-16	<b>0215-1249</b>	-
325 ACE HD 4x4 15	<b>0215-1249</b>	-
325 Magnum 2x4/4x4 02	<b>0215-1249</b>	-
325 Magnum 4x4 HDS 01-02	<b>0215-1249</b>	<b>0215-1249</b>
325 Ranger ETX 4x4 15-16	<b>0215-1249</b>	-
325 Sportsman ETX 4x4 15	<b>0215-1249</b>	-
325 Xpedition 4x4 02	<b>0215-1249</b>	-
330 ATP 4x4 04-05	<b>0215-1249</b>	<b>0215-1249</b>
330 Magnum 2x4 03-05	<b>0215-1249</b>	-
330 Magnum 4x4 03-06	<b>0215-1249</b>	<b>0215-1249</b>
330 Trail Blazer 2x4 10-13	<b>0215-1249</b>	<b>0215-1249</b>
330 Trail Boss 2x4 10-13	<b>0215-1249</b>	<b>0215-1249</b>

FITS MODEL	FRONT WHEEL BEARING KIT	REAR WHEEL BEARING KIT
<b>POLARIS (CONT)</b>		
400 Ranger 4x4 12	<b>0215-1249</b>	-
400 Ranger HO 4x4 10-14	<b>0215-1249</b>	-
400 Sportsman HO 4x4 11-14	<b>0215-1249</b>	-
400 Sportsman HO 4x4 08-09	<b>0215-1249</b>	<b>0215-1249</b>
400 Sportsman 4x4 05	<b>0215-1249</b>	-
425 Xpedition 4x4 02	<b>0215-1249</b>	-
450 Sportsman HO 4x4 16-22	<b>0215-1249</b>	-
450 Sportsman HO EPS 17-22	<b>0215-1249</b>	-
450 Sportsman HO Utility 18-22	<b>0215-1249</b>	-
450 Sportsman 4x4 06-07	<b>0215-1249</b>	-
500 ACE 17-19	<b>0215-1249</b>	-
500 ATP 4x4 04-05	<b>0215-1249</b>	<b>0215-1249</b>
500 Magnum 2x4 HDS 02	<b>0215-1249</b>	-
500 Magnum 4x4 02-03	<b>0215-1249</b>	<b>0215-1249</b>
500 Magnum 4x4 HDS 01-03	<b>0215-1249</b>	<b>0215-1249</b>
500 Outlaw 2x4 07	<b>0215-1249</b>	-
500 Ranger 2x4 04-09	<b>0215-1249</b>	-
500 Ranger 17-22	<b>0215-1249</b>	-
500 Ranger 4x4 04-08	<b>0215-1249</b>	-
500 Ranger 6x6 04-05	<b>0215-1249</b>	-
500 Ranger Crew 4x4 11-12	<b>0215-1249</b>	-
500 Ranger EFI 11-13	<b>0215-1249</b>	-
500 Ranger EFI 06-08	<b>0215-1249</b>	-
500 Scrambler 4x4 10-12	<b>0215-1249</b>	-
500 Sportsman EFI 06-10	<b>0215-1249</b>	-
500 Sportsman EFI Touring 09-12	<b>0215-1249</b>	-
500 Sportsman X2 06-10	<b>0215-1249</b>	-
500 Sportsman HO 08-13	<b>0215-1249</b>	-
500 Sportsman HO 05-06	<b>0215-1249</b>	-
500 Sportsman HO Touring 13	<b>0215-1249</b>	-
525 Outlaw IRS 2x4 08-11	<b>0215-1249</b>	-
570 ACE 4x4 15-17	<b>0215-1249</b>	-
570 ACE SP 15-16	<b>0215-1249</b>	-
570 Ranger Crew Midsize 14-20	<b>0215-1249</b>	-
570 Ranger Crew Midsize EPS 15	<b>0215-1249</b>	-
570 Ranger Full Size 16-22	<b>0215-1249</b>	-
570 Ranger Midsize 14-21	<b>0215-1249</b>	-
570 Ranger Midsize EPS 15-20	<b>0215-1249</b>	-
570 Ranger Midsize Premium 21	<b>0215-1249</b>	-
570-4 Ranger Crew Midsize 16-21	<b>0215-1249</b>	-

WHEEL BEARING KITS continued on next page



## WHEEL BEARING KITS (CONT)

FITS MODEL	FRONT WHEEL BEARING KIT	REAR WHEEL BEARING KIT
<b>POLARIS (CONT)</b>		
570-4 Ranger Crew Midsize EPS 16-20	<b>0215-1249</b>	-
570-4 Ranger Crew Midsize Premium -21	<b>0215-1249</b>	-
570-6 Ranger Crew Full Size 16-22	<b>0215-1249</b>	-
570 Sportsman 14-22	<b>0215-1249</b>	-
570 Sportsman Big Boss 6x6 17-22	<b>0215-1249</b>	-
570 Sportsman EFI HD 14-15	<b>0215-1249</b>	-
570 Sportsman EFI UTE HD 15-16	<b>0215-1249</b>	-
570 Sportsman EPS 14-22	<b>0215-1249</b>	-
570 Sportsman Forest EFI/EFI APS 14	<b>0215-1249</b>	-
570 Sportsman Hunter/Premium 20-22	<b>0215-1249</b>	-
570 Sportsman Trail 21-22	<b>0215-1249</b>	-
570 Sportsman Touring 14-22	<b>0215-1249</b>	-
570 Sportsman Touring EPS 15-22	<b>0215-1249</b>	-
570 Sportsman Touring Premium 20-22	<b>0215-1249</b>	-
570 Sportsman Ultimate Trail 21	<b>0215-1249</b>	-
570 Sportsman Utility w/EPS 18-22	<b>0215-1249</b>	-
570 Sportsman Utility HD LE 21-22	<b>0215-1249</b>	-
600 Sportsman 03-05	<b>0215-1249</b>	-
700 Ranger XP 05-08	<b>0215-1249</b>	-
700 Ranger EFI 6x6 06-09	<b>0215-1249</b>	-
700 Sportsman 02-06	<b>0215-1249</b>	-
700 Sportsman EFI 04-07	<b>0215-1249</b>	-
700 Sportsman EFI X2 08	<b>0215-1249</b>	-
700 MV7 05	<b>0215-1249</b>	-
800 Ranger EFI Mid-size 13-14	<b>0215-1249</b>	-
800 Sportsman EFI 6x6 09-13	<b>0215-1249</b>	-
800 Sportsman EFI H0 4x4 08	<b>0215-1249</b>	-
800 Sportsman EFI 4x4 09-13	<b>0215-1249</b>	-
800 Sportsman EFI 4x4 05-07	<b>0215-1249</b>	-
800 Sportsman EFI Touring 4x4 09	<b>0215-1249</b>	-
Ranger EV 10-22	<b>0215-1249</b>	-
Ranger EV LI-ION 16-18	<b>0215-1249</b>	-
Ranger TM 2x4 04-06	<b>0215-1249</b>	-
<b>SUZUKI</b>		
250 4WD LT 87-98	<b>0215-1250</b>	-
250 4WD LTF 97-98	<b>0215-1250</b>	-
250 F (except Ozark) 99-02	<b>0215-1250</b>	-
250 LTF 88-01	<b>0215-1250</b>	-
300 King Quad 91-02	<b>0215-1250</b>	-
400 Eiger 2WD 02-04, 07	<b>0215-1250</b>	-
400 Eiger 4WD LTA 02, 05-07	<b>0215-1250</b>	-
400 Eiger 4WD LTF 02-07	<b>0215-1250</b>	-
400 King Quad Auto 2WD 08-09	<b>0215-1250</b>	-
400 King Quad Auto ASI 08-20	<b>0215-1250</b>	-
400 King Quad FSi 17-20	<b>0215-1250</b>	-
400 King Quad Limited ASI/Special 16-20	<b>0215-1250</b>	-
400 King Quad Std 2WD 08-09	<b>0215-1250</b>	-
400 King Quad Std 4WD LTF 08-17	<b>0215-1250</b>	-

FITS MODEL	FRONT WHEEL BEARING KIT	REAR WHEEL BEARING KIT
<b>SUZUKI (CONT)</b>		
500 Quad Master 00-01	<b>0215-1250</b>	-
500 Quad Runner 98-99	<b>0215-1250</b>	-
500 Vinson LTA 02-07	<b>0215-1250</b>	-
500 Vinson LTF 00-07	<b>0215-1250</b>	-
<b>YAMAHA</b>		
200 Blaster 03-06	<b>0215-1251</b>	-
250 B Bruin 05-06	<b>0215-1251</b>	-
250 Beartracker 01-04	<b>0215-1251</b>	-
250 Big Bear 07-08	<b>0215-1251</b>	-
250 FW Timberwolf 14-00	<b>0215-1250</b>	-
250 Moto-4 19-91	<b>0215-1251</b>	-
250 Raptor 08-13	<b>0215-1251</b>	-
250 Timberwolf 95-98	<b>0215-1251</b>	-
350 Banshee 87-06	<b>0215-1251</b>	-
350 Big Bear 87-99	<b>0215-1250</b>	-
350 Bruin 2WD/4WD 04-06	<b>0215-1250</b>	-
350 ER Moto-4 1990-95	<b>0215-1251</b>	-
350 Grizzly 2WD 07-11	<b>0215-1250</b>	-
350 Grizzly 4WD 07-14	<b>0215-1250</b>	-
350 Grizzly 4x4 13	<b>0215-1250</b>	-
350 Grizzly IRS 07-11	<b>0215-1250</b>	-
350 Raptor 04-13	<b>0215-1251</b>	-
350 Warrior 87-04	<b>0215-1251</b>	-
350 Wolverine 95-08	<b>0215-1250</b>	-
400 Big Bear 2x4 00-04	<b>0215-1250</b>	-
400 Big Bear 4x4 00-06	<b>0215-1250</b>	-
400 Big Bear IRS 07-12	<b>0215-1250</b>	-
400 Grizzly IRS 07-09	<b>0215-1250</b>	-
400 Kodiak 2x4 00-01, 03-04	<b>0215-1250</b>	-
400 Kodiak 4x4 93-06	<b>0215-1250</b>	-
450 YFZ450R/SE 15-20	<b>0215-1251</b>	<b>0215-1252<sup>1</sup></b>
450 YFZ R 09-18	<b>0215-1251</b>	<b>0215-1252<sup>1</sup></b>
450 YFZ X 10-11	<b>0215-1251</b>	<b>0215-1252<sup>1</sup></b>
450 YFZ 05-09, 12-13	<b>0215-1251</b>	-
450 Grizzly IRS 07-14	<b>0215-1250</b>	-
450 Grizzly IRS EPS 4x4 13-14	<b>0215-1250</b>	-
450 Kodiak 03-06	<b>0215-1250</b>	-
450 Rhino/Wolverine 06-09	<b>0215-1250</b>	-
600 Grizzly 98-01	<b>0215-1250</b>	-
660 R Raptor 01-05	<b>0215-1251</b>	-
660 Rhino 04-07	<b>0215-1250</b>	-
700 Raptor 2x4 15-20	<b>0215-1251</b>	-
700 Raptor R/R SE 13-20	<b>0215-1251</b>	-
700 Raptor R 06-12	<b>0215-1251</b>	-
700 Raptor SE 2x4 16-18	<b>0215-1251</b>	-
700 Rhino FI 4x4 08-09, 11-13	<b>0215-1250</b>	-
1000 YXZ1000R/SE/SS/SS SE 17-18	-	<b>0215-1254</b>
1000 YXZ 16	<b>0215-1253</b>	<b>0215-1254</b>

<sup>1</sup> One kit needed per vehicle.



**REAR SHOCK SPRING**  
FOR KTM 1290 ADVENTURE S 21-23

- Progressive rear spring is designed to smoothly transfer engine power to the road while controlling your bike, ensuring more stability and will significantly reduce tire wear
- Shorter braking distance
- Better balance in the bike, more comfortable riding, even with passenger
- Easy cornering
- More grip in dry and wet weather

- More confidence, it makes you feel more comfortable and/or faster
- Overall sense of confidence in the bike
- Available in black



FITS MODEL	PART #
Rear shock spring	<b>1312-1095</b>



**FRONT FORK SPRING KITS**

- Shorter braking distance
- Better balance in the bike, more comfortable riding, even with passenger
- Easy cornering
- Improved tire life
- More grip in dry and wet weather
- More confidence; it makes your ride more comfortable and/or faster
- Overall sense of confidence in the bike
- Hyperpro progressive front fork spring kits include front fork oil



FITS MODEL	PART #
<b>KTM</b>	
1290 Adventure S 21-23	<b>0405-1212</b>

FITS MODEL	PART #
<b>ROYAL ENFIELD</b>	
Bullet / Classic 350 22-23	<b>0405-1213</b>



**FRONT FORK SERVICE KITS**

- Contain everything needed to rebuild a set of front forks
- Each kit includes grease, two oil seals, two dust seals, two piston metal sets and two slide metal sets
- Order one kit per bike



0450-0685

FITS MODEL	DESCRIPTION	PART #
<b>KAWASAKI</b>		
KX80/85 98-24	KYB 36 mm	<b>0450-0686</b>
KX100 95-02	KYB 36 mm	<b>0450-0686</b>
<b>YAMAHA</b>		
YZ65 19-24	KYB 36 mm	<b>0450-0686</b>
YZ80/85 93-24	KYB 36 mm	<b>0450-0686</b>
Tenere 700 19-24	KYB 36 mm	<b>0450-0685</b>
Tenere 700 World Raid 22-24	KYB 43 mm	<b>0450-0685</b>



**FORK REBOUND BASE VALVES**



FITS MODEL	PART #
<b>FANTIC</b>	
XX125/250 21-24	<b>1314-0804</b>
XE125 21-24	<b>1314-0804</b>
<b>GASGAS</b>	
EC250/300 18-20	<b>1314-0804</b>
XC250/300 18-20	<b>1314-0804</b>
<b>RIEJU</b>	
MR Pro 250/300 21-24	<b>1314-0804</b>
MR Racing 250/300 21-24	<b>1314-0804</b>
<b>YAMAHA</b>	
YZ125/250 15-24	<b>1314-0804</b>
WR250F 15-19	<b>1314-0804</b>
WR450F 15-18	<b>1314-0804</b>



## FRONT FORK REBOUND ADJUSTER

FITS MODEL	PART #
<b>BETA</b>	
RR 2T 125/200/250/300 20-24	<b>0450-0684</b>
RR 4T 350/390/430/480 20-24	<b>0450-0684</b>
RX300 23-24, RX450 24	<b>0450-0684</b>
<b>FANTIC</b>	
XE125 21-24	<b>0450-0684</b>
XEF250/450 21-24	<b>0450-0684</b>
XX125/250 21-24	<b>0450-0684</b>
XXF250/450 21-24	<b>0450-0684</b>
<b>GASGAS</b>	
EC250/300 18-20	<b>0450-0684</b>
XC250/300 18-20	<b>0450-0684</b>

FITS MODEL	PART #
<b>HONDA</b>	
CRF450R 13-14	<b>0450-0684</b>
<b>KAWASAKI</b>	
KX250F 20-24	<b>0450-0684</b>
KX450F 13-14	<b>0450-0684</b>
<b>RIEJU</b>	
MR Pro 250/300 21-24	<b>0450-0684</b>
MR Racing 250/300 21-24	<b>0450-0684</b>
<b>SHERCO</b>	
SE-R 125/250/300 19-24	<b>0450-0684</b>
SEF-R 250/300/450/500 19-24	<b>0450-0684</b>
<b>STARK</b>	
Varg (all) 23-24	<b>0450-0684</b>



FITS MODEL	PART #
<b>SUZUKI</b>	
RM-Z250 19-24	<b>0450-0684</b>
<b>TM</b>	
MX125/250 13-24, MXF250/450 13-24	<b>0450-0684</b>
<b>YAMAHA</b>	
YZ125/250 15-24	<b>0450-0684</b>
YZ250F 15-24	<b>0450-0684</b>
YZ450F 15-24	<b>0450-0684</b>
WR250F 15-24	<b>0450-0684</b>
WR450F 15-24	<b>0450-0684</b>

## FRONT FORK CYLINDER HEAD BUSHING

FITS MODEL	PART #
<b>BETA</b>	
RR 2T 125/200/250/300 20-24	<b>0413-0050</b>
RR 4T 350/390/430/480 20-24	<b>0413-0050</b>
RX300 23-24, RX450 24	<b>0413-0050</b>
<b>FANTIC</b>	
XE125 21-24	<b>0413-0050</b>
XEF250/450 21-24	<b>0413-0050</b>
XX125/250 21-24	<b>0413-0050</b>
XXF250/450 21-24	<b>0413-0050</b>
<b>GASGAS</b>	
EC250/300 18-20	<b>0413-0050</b>
XC250/300 18-20	<b>0413-0050</b>
<b>HONDA</b>	
CR125R 95-07	<b>0413-0050</b>
CR250R 95-96	<b>0413-0050</b>
CRF450R 09-16	<b>0413-0050</b>
CR500R 95-02	<b>0413-0050</b>

FITS MODEL	PART #
<b>KAWASAKI</b>	
KX125/250 95-08	<b>0413-0050</b>
KX250F 04-05, 20-24	<b>0413-0050</b>
KX450F 06-14	<b>0413-0050</b>
KX500 91-94	<b>0413-0050</b>
<b>RIEJU</b>	
MR Pro 250/300 21-24	<b>0413-0050</b>
MR Racing 250/300 21-24	<b>0413-0050</b>
<b>SHERCO</b>	
SE-R 125/250/300 19-24	<b>0413-0050</b>
SEF-R 250/300/450/500 19-24	<b>0413-0050</b>
<b>STARK</b>	
Varg (all) 23-24	<b>0413-0050</b>
<b>SUZUKI</b>	
RM250 01-03	<b>0413-0050</b>
RM-Z250 04-06/16-24	<b>0413-0050</b>

FITS MODEL	PART #
<b>TM</b>	
MX125/250 13-24, MXF250/450 13-24	<b>0413-0050</b>
<b>YAMAHA</b>	
YZ80 93-01	<b>0413-0050</b>
YZ85 02-16	<b>0413-0050</b>
YZ125/125X/250/250X 95-24	<b>0413-0050</b>
YZ250F 01-24	<b>0413-0050</b>
YZ400F 99	<b>0413-0050</b>
YZ426F 00-02	<b>0413-0050</b>
YZ450F 03-24	<b>0413-0050</b>
WR250F 01-24	<b>0413-0050</b>
WR400F 98-00	<b>0413-0050</b>
WR426F 01-02	<b>0413-0050</b>
WR450F 03-24	<b>0413-0050</b>



## FRONT FORK DUST SEAL SET FOR YAMAHA YZ450F 23-24

- 48 mm KYB
- Sold in pairs

### DESCRIPTION

Front fork dust seals

### PART #

**0407-0849**





## FRONT FORK SEAL FOR FREE PISTON SHAFT

FITS MODEL	PART #
<b>BETA</b>	
RR 2T 125/200/250/300 20-24	<b>0407-0394</b>
RR 4T 350/390/430/480 20-24	<b>0407-0394</b>
RX300 23-24, RX450 24	<b>0407-0394</b>
<b>FANTIC</b>	
XE125 21-24	<b>0407-0394</b>
XEF250/450 21-24	<b>0407-0394</b>
XX125/250 21-24	<b>0407-0394</b>
XXF250/450 21-24	<b>0407-0394</b>
<b>GASGAS</b>	
EC250/300 18-24	<b>0407-0394</b>
XC250/300 18-20	<b>0407-0394</b>

FITS MODEL	PART #
<b>KAWASAKI</b>	
KX250F 20-24	<b>0407-0394</b>
KX450F 09-12	<b>0407-0394</b>
<b>RIEJU</b>	
MR Pro 250/300 21-24	<b>0407-0394</b>
MR Racing 250/300 21-24	<b>0407-0394</b>
<b>SHERCO</b>	
SE-R 125/250/300 19-24	<b>0407-0394</b>
SEF-R 250/300/450/500 19-24	<b>0407-0394</b>
<b>STARK</b>	
Varg (all) 23-24	<b>0407-0394</b>
<b>SUZUKI</b>	
RM-Z250 19-24	<b>0407-0394</b>

FITS MODEL	PART #
<b>TM</b>	
MX125/250 13-21	<b>0407-0394</b>
MXF250/450 13-21	<b>0407-0394</b>
<b>YAMAHA</b>	
YZ125 09-24	<b>0407-0394</b>
YZ125X 20-24	<b>0407-0394</b>
YZ250 09-24	<b>0407-0394</b>
YZ250X 15-24	<b>0407-0394</b>
YZ250F 15-24	<b>0407-0394</b>
YZ450F 09-24	<b>0407-0394</b>
YZ450FX 16-24	<b>0407-0394</b>
WR250F 15-24	<b>0407-0394</b>
WR450F 15-24	<b>0407-0394</b>



## FRONT FORK SPRING COLLARS

• Includes guide bush and spring seat

FITS MODEL	PART #
<b>BETA</b>	
RR 2T 125/200/250/300 20-24	<b>0450-0683</b>
RR 4T 350/390/430/480 20-24	<b>0450-0683</b>
RX300 23-24, RX450 24	<b>0450-0683</b>
<b>FANTIC</b>	
XE125 21-24	<b>0450-0683</b>
XEF250/450 21-24	<b>0450-0682</b>
XX125 21-24, XX250 21-24	<b>0450-0683</b>
XXF250/450 21-24	<b>0450-0682</b>
<b>GASGAS</b>	
EC250/300 18-20	<b>0450-0683</b>
XC250/300 18-20	<b>0450-0683</b>

FITS MODEL	PART #
<b>KAWASAKI</b>	
KX450 20-24	<b>0450-0682</b>
<b>RIEJU</b>	
MR Pro 250/300 21	<b>0450-0683</b>
MR Racing 250/300 21	<b>0450-0683</b>
<b>SHERCO</b>	
SE-R 125/250/300 19-24	<b>0450-0683</b>
SEF-R 250/300/450 19-24	<b>0450-0683</b>
SEF-R 500 22-24	<b>0450-0683</b>
<b>STARK</b>	
Varg 23-24	<b>0450-0683</b>

FITS MODEL	PART #
<b>TM</b>	
MX125/250 13-24, MXF250/450 13-24	<b>0450-0683</b>
<b>YAMAHA</b>	
YZ125/250 15-24	<b>0450-0683</b>
YZ250F 15-18	<b>0450-0683</b>
YZ250F 19-24	<b>0450-0682</b>
YZ450F 15-19	<b>0450-0683</b>
YZ450F 20-24	<b>0450-0682</b>
WR250F 15-19	<b>0450-0683</b>
WR250F 20-24	<b>0450-0682</b>
WR450F 15-18	<b>0450-0683</b>
WR450F 19-24	<b>0450-0682</b>



0450-0683



0450-0682

## REAR SHOCK BUMP RUBBER

• 16 mm

FITS MODEL	PART #
<b>GASGAS</b>	
Ranger 250/300 19-20	<b>1314-0800</b>
<b>HONDA</b>	
CR125R 93-00	<b>1314-0800</b>
CR250R 95-96	<b>1314-0800</b>
CR500R 95-02	<b>1314-0800</b>

FITS MODEL	PART #
<b>HONDA (CONT)</b>	
XR650 00-07	<b>1314-0800</b>
KX125/250 91-00	<b>1314-0800</b>
KX250 91-00	<b>1314-0800</b>
KX500 91-04	<b>1314-0800</b>

FITS MODEL	PART #
<b>RIEJU</b>	
MR Ranger 250/300 21-24	<b>1314-0800</b>
<b>YAMAHA</b>	
YZ125/250 91-00	<b>1314-0800</b>
YZ426F 00	<b>1314-0800</b>






## REAR SHOCK SERVICE KITS

- Include all necessary parts for a complete rear suspension rebuild

### APPLICATIONS

FITS MODEL	PART #	FITS MODEL	PART #	FITS MODEL	PART #
<b>FANTIC</b>		<b>KAWASAKI</b>		<b>YAMAHA (CONT)</b>	
XEF250/450 21-24	<b>1314-0801</b>	KX250 20-24	<b>1314-0801</b>	YZ250F 06-11	<b>1314-0803</b>
XEF250/450 21-24	<b>1314-0802</b>	KX450F 09-14	<b>1314-0801</b>	YZ250F 14-24	<b>1314-0801</b>
XXF250/450 21-24	<b>1314-0801</b>	<b>RIEJU</b>		YZ250F 24	<b>1314-0802</b>
XXF250/450 21-24	<b>1314-0802</b>	MR Pro 250/300 21-24	<b>1314-0803</b>	YZ450F 06-09	<b>1314-0803</b>
<b>GASGAS</b>		MR Racing 250/300 21-24	<b>1314-0803</b>	YZ450F 10-24	<b>1314-0801</b>
EC250/300 18-20	<b>1314-0803</b>	<b>SUZUKI</b>		YZ450F 24	<b>1314-0802</b>
XC250/300 18-20	<b>1314-0803</b>	RM-Z250 16-24	<b>1314-0801</b>	WR250F 15-24	<b>1314-0801</b>
<b>HONDA</b>		<b>YAMAHA</b>		WR450F 16-24	<b>1314-0801</b>
CRF450R 09-16	<b>1314-0801</b>	YZ125/250 06-24	<b>1314-0803</b>		
<b>DIMENSIONS</b>		<b>DIMENSIONS</b>		<b>DIMENSIONS</b>	
DIMENSIONS	PART #	DIMENSIONS	PART #	DIMENSIONS	PART #
46/18 mm	<b>1314-0803</b>	50/16 mm	<b>1314-0802</b>	50/16 mm	<b>1314-0801</b>

## REAR SHOCK COMPRESSION ADJUSTER

- Triple shock absorber adjuster (compression high, compression low and rebound)
- 4 clicks per turn



FITS MODEL	DESCRIPTION	PART #	FITS MODEL	DESCRIPTION	PART #
<b>BETA</b>			<b>HUSQVARNA (CONT)</b>		
RR 2T 125/250/300 20-24	KYB Factory kit	<b>1314-0799</b>	TE300 17-18, 23-24	KYB Factory kit	<b>1314-0799</b>
RR 4T 350/390/430/480 20-24	KYB Factory kit	<b>1314-0799</b>	TE300i 19-22	KYB Factory kit	<b>1314-0799</b>
RX 300 22-24	KYB Factory kit	<b>1314-0799</b>	<b>KAWASAKI</b>		
<b>FANTIC</b>			KX250F 21-24	KYB Factory kit	<b>1314-0799</b>
XXF250/450 20-24	KYB Factory kit	<b>1314-0799</b>	KX450F 19-23	KYB Factory kit	<b>1314-0799</b>
XEF250/450 20-24	KYB Factory kit	<b>1314-0799</b>	<b>KTM</b>		
<b>GASGAS</b>			SX125/150/250 15-24	KYB Factory kit	<b>1314-0799</b>
MC125/250 21-24, MCF250/450 21-24	KYB Factory kit	<b>1314-0799</b>	SXF250/350/450 15-24	KYB Factory kit	<b>1314-0799</b>
EC250/300 21-24	KYB Factory kit	<b>1314-0799</b>	<b>SHERCO</b>		
ECF250/300/450 21-24	KYB Factory kit	<b>1314-0799</b>	SE-R 125/250/300 19-24	KYB Factory kit	<b>1314-0799</b>
<b>HONDA</b>			SEF-R 300/450/500 19-24	KYB Factory kit	<b>1314-0799</b>
CRF250R 22-24	KYB Factory kit	<b>1314-0799</b>	<b>STARK</b>		
CRF450R 21-24	KYB Factory kit	<b>1314-0799</b>	Varg 23-24	OEM	<b>1314-0799</b>
<b>HUSQVARNA</b>			<b>SUZUKI</b>		
TC125/250 17-24	KYB Factory kit	<b>1314-0799</b>	RM-Z250 19-24	OEM	<b>1314-0799</b>
FC250/350/450 17-24	KYB Factory kit	<b>1314-0799</b>	<b>YAMAHA</b>		
FE250/350/450/501 17-24	KYB Factory kit	<b>1314-0799</b>	YZ125/250 06-24	KYB Factory kit	<b>1314-0799</b>
TE150 17-19, 23-24	KYB Factory kit	<b>1314-0799</b>	YZ250F 19-24	KYB Factory kit	<b>1314-0799</b>
TE150i 20-22	KYB Factory kit	<b>1314-0799</b>	WR250F 19-24	KYB Factory kit	<b>1314-0799</b>
TE250 17-18, 23-24	KYB Factory kit	<b>1314-0799</b>	WR450F 18-24	KYB Factory kit	<b>1314-0799</b>
TE250i 19-22	KYB Factory kit	<b>1314-0799</b>			





Concord



DynaFly



X-Prop



Twin



Super Camber

## IMPELLERS

- Constructed of ultra high-strength, corrosion-resistant stainless steel
- Exclusive hub-end water seal keeps the nasty stuff out of precious parts
- Mirror-smooth finish and polished hub resists cavitation (not available on PART #s 4809-0192, 4809-0256, 4809-0312)
- Impeller pitch is determined by casting, not bending

### CONCORD: THE POWER TORQUE SERIES

- This unique impeller enhances all-range maneuverability with no slippage in water hookup
- Variable pitch offers both low-speed torque and all-out high speed in one impeller

### X-PROP: HIGH SPEED AND ULTIMATE PERFORMANCE

- X-prop series impellers produce the most powerful propulsion in the water from an advanced design that incorporates a high-compression hub and cambered blades

### DYNAFLY: MAXIMUM ACCELERATION

- Blade geometry designed specifically for high compression ratio jet-pump systems
- Improve acceleration and top end while eliminating performance holes
- Lower pitch angle is recommended for stock motors; higher pitch angle is recommended for modified motors; lower pitch angle can also be used with modified motors if improved acceleration is desired

## APPLICATIONS

FITS MODEL	PUMP DIAMETER	SERIES	STOCK ENGINES PART #	PITCH	LIMITED ENGINES PART #	PITCH	MODIFIED ENGINES PART #	PITCH
<b>HONDA</b>								
<b>1235</b>								
R-12X 04-07, F-12X/F-12X GPScope 02-07	155 mm	Concord	<b>HA-CD-1729</b>	17/29	<b>HA-CD-1729</b>	17/29	-	-
<b>KAWASAKI</b>								
<b>750</b>								
SXi/SXi Pro 95-02	140 mm	Concord	<b>KE-CD-915</b>	9/15	-	11/16	-	11/16
SS 92-97	140 mm	Concord	<b>KE-CD-915</b>	9/15	-	11/16	-	11/16
<b>800</b>								
SX-R 03-11	140 mm	DynaFly	<b>4809-0037</b>	13/22	<b>4809-0038</b>	14/23	<b>4809-0039</b>	15/24
<b>900</b>								
STX 01-06	148 mm	Concord	<b>4809-0052</b>	11/17	-	12/18	<b>KG-CD-1319</b>	13/19
STX/STS/ZXi 96-00	140 mm	X-Prop	<b>KF-SC-X</b>	16/23	-	-	-	-
<b>1100</b>								
STX 97-98, STX DI 01-03, ZXi 96-03	148 mm	Concord	<b>4809-0052</b>	11/17	<b>KG-CD-1319</b>	13/19	<b>4809-0053</b>	14/20
<b>1200</b>								
STX-R 02-06	148 mm	Concord	<b>4809-0054</b>	15/21	<b>4809-0054</b>	15/21	-	-
<b>1500</b>								
STX-15F 04-20	148 mm	Concord	<b>4809-0316</b>	14/21	-	-	<b>4809-0054</b>	15/21

IMPELLERS continued on next page


**IMPELLERS (CONT)**
**APPLICATIONS (CONT)**

FITS MODEL	PUMP DIAMETER	SERIES	STOCK ENGINES PART #	PITCH	LIMITED ENGINES PART #	PITCH	MODIFIED ENGINES PART #	PITCH
<b>KAWASAKI (CONT)</b>								
<b>1500 (CONT)</b>								
SX-R 17-21	148 mm	Concord	<b>4809-0305</b>	15/20	-	-	<b>4809-0306</b>	12/16
Ultra 250X 07-08	155 mm	Concord	<b>4809-0170</b>	15/23	<b>4809-0170</b>	15/23	-	16/24
		Concord	<b>4809-0139</b>	16/21	-	16/24	-	-
Ultra 260X/LX 08-10	155 mm	Concord	<b>4809-0170</b>	15/23	<b>4809-0170</b>	15/23	-	16/24
Ultra 300X/300LX 11-14	160 mm	Concord	<b>4809-0193</b>	14/21	<b>4809-0193</b>	14/21	<b>4809-0194</b>	15/22
		Concord	-	-	<b>4809-0194</b>	15/22	-	-
Ultra LX 07-21	155 mm	Concord	<b>4809-0138</b>	10/16	<b>4809-0138</b>	10/16	-	-
Ultra 310X/310X SE/310LX/310R 14-21	160 mm	Concord	<b>4809-0193</b>	14/21	<b>4809-0193</b>	14/21	<b>4809-0194</b>	15/22
			-	-	<b>4809-0194</b>	15/22	-	-
<b>POLARIS</b>								
<b>1050</b>								
SL/SLX/SLXH/SLTX 97-98	148 mm	Concord	-	-	<b>PA-CD-1521</b>	15/21	<b>PA-CD-1521</b>	15/21
SLX 00-01	148 mm	Concord	<b>PA-CD-1521</b>	15/21	-	-	-	-
<b>1192</b>								
MSX 140 03-04	148 mm	Concord	<b>PA-CD-1521</b>	15/21	<b>PA-CD-1521</b>	15/21	-	-
Pro 1200 00-02, Virage TX/TXi 00-02	148 mm	Concord	<b>PA-CD-1521</b>	15/21	-	-	-	-
<b>SEA-D00</b>								
<b>720</b>								
GS/GSI 97-01, GTI/GTS 96-00, XP/SPX 95-97	140 mm	X-Prop	<b>SD-SC-X</b>	16/23	<b>SD-SC-X</b>	16/23	<b>SD-SC-X0</b>	16,5/23,5
<b>782</b>								
XP/SPX/GSX 96-98	140 mm	X-Prop	<b>SD-SC-X0</b>	16,5/23,5	<b>SD-SC-X0</b>	16,5/23,5	-	-
GTX/GTX PRO 96-98	140 mm	X-Prop	<b>SD-SC-X0</b>	16,5/23,5	<b>SD-SC-X0</b>	16,5/23,5	-	-
<b>900</b>								
Spark Ace 900/HO 14-21	140 mm	Concord	-	-	<b>4809-0299</b>	12/14	-	-
		Concord	<b>4809-0244</b>	12/17	<b>4809-0244</b>	12/17	<b>4809-0245</b>	13/18
900 GTI/GTS 17-21	150 mm	Concord	<b>4809-0318</b>	10/16	-	-	-	-
<b>951</b>								
RXX 01-02	148 mm	Concord	<b>4809-0054</b>	15/21	-	-	-	-
GSX Ltd./GTX Ltd./XP Ltd. 98-99	155,5 mm	X-Prop	<b>ST-SC-X0</b>	14,5/17,5	<b>ST-SC-X0</b>	14,5-17,5	-	-
LRV/LRV DI 99-03	155,5 mm	X-Prop	<b>ST-SC-X0</b>	14,5/17,5	<b>ST-SC-X0</b>	14,5/17,5	-	-
<b>1500/1600</b>								
RXP-X 260 12-15	159 mm	Concord	<b>4809-0159</b>	15/21	<b>4809-0159</b>	15/21	-	-
		Twin	<b>4809-0256</b>	15/21	<b>4809-0256</b>	15/21	<b>4809-0256</b>	15/21
RXT IS 260/RXT-X 260/ RXT 260/RXT-X aS260 09-21	159 mm	Concord	<b>4809-0159</b>	15/21	<b>4809-0159</b>	15/21	-	-
		Twin	<b>4809-0256</b>	15/21	<b>4809-0256</b>	15/21	<b>4809-0256</b>	15/21
GTX LTD IS 255/ GTX LTD IS 260 09-21	159 mm	Concord	<b>4809-0159</b>	15/21	<b>4809-0159</b>	15/21	-	-
		Twin	<b>4809-0256</b>	15/21	<b>4809-0256</b>	15/21	<b>4809-0256</b>	15/21
RXP-X 255 09-12	159 mm	Concord	<b>4809-0159</b>	15/21	<b>4809-0159</b>	15/21	-	-
		Twin	<b>4809-0256</b>	15/21	<b>4809-0256</b>	15/21	<b>4809-0256</b>	15/21
RXP 215HP 09-10	159 mm	Concord	<b>4809-0157</b>	14/19	<b>4809-0157</b>	14/19	<b>4809-0158</b>	15/20
GTX/GTX LTD. 215HP 09-15, RXT 215HP 09-10, Wake Pro 215HP 09-16	159 mm	Concord	<b>4809-0156</b>	13/18	<b>4809-0157</b>	14/19	<b>4809-0158</b>	15/20
RXP-X 08	159 mm	Concord	-	-	-	-	<b>4809-0159</b>	16/21
RXP-X 08	159 mm	Concord	<b>4809-0060</b>	15/21	<b>4809-0060</b>	15/21	-	-
RXT-X 08	159 mm	Concord	<b>4809-0047</b>	14/19	<b>4809-0047</b>	14/19	-	-

IMPELLERS continued on next page


**IMPELLERS (CONT)**
**APPLICATIONS (CONT)**

FITS MODEL	PUMP DIAMETER	SERIES	STOCK ENGINES PART #	PITCH	LIMITED ENGINES PART #	PITCH	MODIFIED ENGINES PART #	PITCH
<b>SEA-DOO (CONT)</b>								
<b>1500/1600 (CONT)</b>								
RXP 215HP 04-08	159,8 mm	Concord	<b>4809-0047</b>	14/19	<b>4809-0047</b>	14/19	<b>4809-0158</b>	15/20
RXT 215HP 05-08	159,8 mm	Concord	<b>4809-0046</b>	13/18	<b>4809-0047</b>	14/19	<b>4809-0158</b>	15/20
Wake Supercharged 215HP 07-10	159 mm	Concord	<b>4809-0046</b>	13/18	<b>4809-0047</b>	14/19	-	-
GTR (215HP) 12-16	159 mm	Concord	<b>4809-0157</b>	14/19	<b>4809-0157</b>	14/19	<b>4809-0158</b>	15/20
GTX LTD 215HP 05	159 mm	Concord	<b>4809-0046</b>	13/18	<b>4809-0047</b>	14/19	-	-
RXT IS 260/RXT-X 260 09-10	159 mm	Concord	<b>4809-0159</b>	15/21	<b>4809-0159</b>	15/21	-	-
GTX LTD IS 260	159 mm	Concord	<b>4809-0159</b>	15/21	<b>4809-0159</b>	15/21	-	-
GTX 4-Tec Supercharged 185HP 03-06	155,5 mm	Concord	<b>4809-0040</b>	12/20	<b>4809-0040</b>	12/20	-	-
		Concord	-	-	<b>4809-0327</b>	12/20	-	-
GTS SE 155/RXP 155HP 07-09, GTX/GTX 4-Tec/GTX Wake 155HP 02-04, GTS/GTS Pro 130 11	155,5 mm	Concord	<b>SR-CD-1119</b>	11/19	<b>4809-0040</b>	12/20	<b>4809-0040</b>	12/20
		Concord	<b>4809-0326<sup>1</sup></b>	11/19	-	-	-	-
		Concord	-	-	<b>4809-0327</b>	12/20	<b>4809-0327</b>	12/20
GTI LTD/ GTI SE 08, GTI/GTI SE 130/ GTI SE/GTI STD/GTI 4-TEC SE/ GTI 4-TEC STD/GTI 4-TEC RENTAL/ GTI 130/GTI Rental 130	155,5 mm	Concord	<b>4809-0103</b>	10/18	<b>SR-CD-1119</b>	11/19	<b>SR-CD-1119</b>	11/19
		Concord	<b>4809-0325<sup>1</sup></b>	10/18	<b>4809-0326<sup>1</sup></b>	11/19	<b>4809-0326<sup>1</sup></b>	11/19
RXP-X 300, RXT-X 300, GTX Limited 300 16-21	161 mm	Concord	<b>4809-0313</b>	11/16	-	-	-	-
		Concord	<b>4809-0298</b>	13/16	<b>4809-0309</b>	13/16	-	-
		Twin	<b>4809-0304</b>	13/16	-	-	-	-
		Concord	<b>4809-0308</b>	13/18	-	-	-	-
		Concord	-	-	-	-	<b>4809-0310</b>	14/19
<b>TIGER SHARK</b>								
<b>1100</b>								
TS 1100R/LI 99	148 mm	Concord	-	-	-	-	<b>PA-CD-1521</b>	15/21
<b>YAMAHA</b>								
<b>650</b>								
SuperJet 90-93	144 mm	Super Camber (-/-/K)	-	-	-	-	<b>YB-SC-K</b>	15/19
<b>701</b>								
Wave Raider 700/ Wave Deluxe/Venture 94-97	144 mm	Super Camber (-/K/K)	-	-	<b>YB-SC-K</b>	15/19	<b>YB-SC-K</b>	15/19
Wave Blaster/Wave Runner GP700/Pro VXR 93-97	144 mm	Super Camber (-/-/K)	-	-	-	-	<b>YB-SC-K</b>	15/19
SuperJet 94-07	144 mm	Super Camber (-/-/K)	-	-	-	-	<b>YB-SC-K</b>	15/19
SuperJet 08-16	144 mm	Concord	<b>4809-0196</b>	12/18	<b>4809-0197</b>	13/19	<b>4809-0197</b>	13/19
<b>760</b>								
Wave Runner GP760 97-00	144 mm	Super Camber (-/-/K)	-	-	-	-	<b>YB-SC-K</b>	15/19
Wave Runner XL760/Wave Venture 760 98-99, Wave Blaster II 96-97	155 mm	X-Prop	<b>YD-SC-X</b>	13/16	<b>YD-SC-X</b>	13/16	-	-
<b>800</b>								
Wave Runner GP800 98-00	144 mm	Super Camber (-/-/K)	-	-	-	-	<b>YB-SC-K</b>	15/19
Wave Runner XL800 98-99	144 mm	Super Camber (-/-/K)	-	-	-	-	<b>YB-SC-K</b>	15/19

<sup>1</sup> No seals included. Reuse original seal.

IMPELLERS continued on next page


**IMPELLERS (CONT)**
**APPLICATIONS (CONT)**

FITS MODEL	PUMP DIAMETER	SERIES	STOCK ENGINES PART #	PITCH	LIMITED ENGINES PART #	PITCH	MODIFIED ENGINES PART #	PITCH
<b>YAMAHA (CONT)</b>								
<b>1049</b>								
EX/EX Deluxe/Sport 17-20	144 mm	Concord	<b>4809-0303</b>	12/20	-	-	<b>4809-0302</b>	12/17
VX Limited/Cruiser/Deluxe/V1/V1 Sport 16-20	155 mm	Dynaflly	<b>4809-0301</b>	9/13	-	-	-	-
<b>1052</b>								
FX High Output 04-08, FX Cruiser High Output 04-08	155 mm	Dynaflly	<b>4809-0057</b>	14/20	<b>4809-0057</b>	14/20	-	-
VX/VX Sport/VX Deluxe/VX Crusier 05-15	155 mm	Concord	<b>4809-0058</b>	18/22	<b>4809-0058</b>	18/22	-	-
<b>1100</b>								
Wave Raider 1100/ Wave Venture 1100 95-97	155 mm	X-Prop	<b>YD-SC-X</b>	13/16	<b>YD-SC-X</b>	13/16	-	-
<b>1300</b>								
Wave Runner GP1300R 05-08	155 mm	Dynaflly	<b>4809-0057</b>	14/20	<b>4809-0057</b>	14/20	-	-
<b>1812</b>								
FZR/FZS 14-19, FX SVHO/ FX Cruiser SVHO 14-19	160 mm	Twin	<b>4809-0312</b>	12/18	-	-	-	-
		Concord	-	-	<b>4809-0300</b>	13/18	-	-
		Concord	<b>4809-0246</b>	13/20	<b>4809-0246</b>	13/20	-	-
FX SVHO/FX Cruiser SVHO 14-21	160 mm	Concord	<b>4809-0246</b>	13/20	<b>4809-0246</b>	13/20	-	-
FX HO/FX Cruiser HO 09-21, VXR/VXS 11-20	155 mm	Concord	<b>4809-0191</b>	13/19	<b>4809-0168</b>	13/22	<b>4809-0168</b>	13/22
FX High Output 09-16	155 mm	Dynaflly	<b>4809-0140</b>	14/21	<b>4809-0140</b>	14/21	-	-
SHO/SHO FZR/FZS 08	155 mm	Twin	<b>4809-0192</b>	14/23	-	-	-	-
SHO/SHO FZR/FZS 08-13	155 mm	Dynaflly	<b>4809-0140</b>	14/21	<b>4809-0140</b>	14/21	-	-
		Concord	<b>4809-0191</b>	13/19	-	-	-	-
		Concord	<b>4809-0168</b>	13/22	<b>4809-0168</b>	13/22	-	-
FZR SHO/FZS SHO 08-13	155 mm	Twin	<b>4809-0192</b>	14/23	<b>4809-0192</b>	14/23	<b>4809-0192</b>	14/23
<b>SEA-DOO JETBOATS</b>								
<b>720 (SINGLE ENGINE)</b>								
Explorer 97, Sportster 95-98	140 mm	X-Prop	<b>SD-SC-X</b>	16/23	-	-	-	-
<b>720 (DUAL ENGINES)</b>								
Challenger 98-01, Speedster 1800, Speedster 96-97, Speedster SK 99, Sportster LT 02	140 mm	X-Prop	<b>SD-SC-X</b>	16/23	-	-	-	-
<b>780 (SINGLE ENGINE)</b>								
Challenger 95-97	140 mm	X-Prop	<b>SD-SC-X0</b>	16,5/23,5	-	-	-	-
<b>780 (DUAL ENGINES)</b>								
Challenger 1800 97-99	140mm	X-Prop	<b>SD-SC-X0</b>	16,5/23,5	-	-	-	-
<b>1500</b>								
180 Challenger/SE (215HP) 07-15, 205 Utopia/SE (2x215HP) 07-15, 230 Challenger/SE (2x215HP) 07-15, 230 Wake (2x215HP) 07-15, Speedster 150 (215HP) 07-15, Speedster 200 (2x215HP) 07-15, Speedster Wake (2x215HP) 06-15	159 mm	Concord	<b>4809-0047</b>	14/19	-	-	-	-
230 Challenger/SE (2x155HP) 07-16, 230 Wake (2x155HP) 07-15, Islandia SE (2x155HP) 07-15, Speedster 150 (155HP) 07-15, Speedster 200 (2x155HP) 04-15, Sportster 4-Tec (155HP) 04-05	155,5 mm	Concord	<b>SR-CD-1119</b>	11/19	-	-	-	-
	155,5 mm	Concord	<b>4809-0326<sup>1</sup></b>	11/19	-	-	-	-

<sup>1</sup> No seals included. Reuse original seal.

IMPELLERS continued on next page


**SOLAS® IMPELLERS (CONT)**
**APPLICATIONS (CONT)**

FITS MODEL	PUMP DIAMETER	SERIES	STOCK ENGINES PART #	PITCH	LIMITED ENGINES PART #	PITCH	MODIFIED ENGINES PART #	PITCH
<b>YAMAHA JETBOATS</b>								
<b>1052 (DUAL ENGINES)</b>								
SX210/AR210/SR210 06-16	155 mm	DynaFly	<b>4809-0057</b>	14/20	-	-	-	-
SX230 HO/AR230 HO/ SR230 HO 05-16	155 mm	DynaFly	<b>4809-0057</b>	14/20	-	-	-	-
<b>1200 (DUAL ENGINES)</b>								
AR210 04-05, LS2000/ LX2000 99-02, LX210 03-05	155 mm	X-Prop	<b>YD-SC-X</b>	13/16	-	-	-	-
Exciter 270 98-00	155 mm	X-Prop	<b>YD-SC-X</b>	13/16	-	-	-	-

**IMPELLER PART # CROSS-REFERENCE CHART**

SOLAS #	PARTS UNLIMITED #	SERIES	SOLAS #	PARTS UNLIMITED #	SERIES
HA-CD-17/29	<b>HA-CD-1729</b>	Concord	SRX-CD-13/18	<b>4809-0046</b>	Concord
KE-CD-915	<b>KE-CD-915</b>	Concord	SRX-CD-14/19	<b>4809-0047</b>	Concord
KF-SC-X-16/23	<b>KF-SC-X</b>	X-prop	SRX-CD-15/21	<b>4809-0060</b>	Concord
KG-CD-11/17	<b>4809-0052</b>	Concord	SRZ-CD-13A/18A	<b>4809-0156</b>	Concord
KG-CD-13/19	<b>KG-CD-1319</b>	Concord	SRZ-CD-14/19A	<b>4809-0157</b>	Concord
KG-CD-14/20	<b>4809-0053</b>	Concord	SRZ-CD-15/20A	<b>4809-0158</b>	Concord
KG-CD 14/21	<b>4809-0316</b>	Concord	SRZ-CD-15/21A	<b>4809-0159</b>	Concord
KG-CD-15/21	<b>4809-0054</b>	Concord	SRZ-TP-15/21A	<b>4809-0256</b>	Twin
KGX-CD-12/16	<b>4809-0306</b>	Concord	ST-SC-X0-14.5-17.5	<b>ST-SC-X0</b>	X-prop
KGX-CD-15/20	<b>4809-0305</b>	Concord	SX4-CD-11/16	<b>4809-0313</b>	Concord
KP-DF-13/22	<b>4809-0037</b>	DynaFly	SX4-CD-13/16	<b>4809-0298</b>	Concord
KP-DF-14/23	<b>4809-0038</b>	DynaFly	SX4-TP-13/16	<b>4809-0304</b>	Twin
KP-DF-15/24	<b>4809-0039</b>	DynaFly	SXX-CD-13/16	<b>4809-0309</b>	Concord
KR-CD-14/21	<b>4809-0193</b>	Concord	SXX-CD-13/18	<b>4809-0308</b>	Concord
KR-CD-15/22	<b>4809-0194</b>	Concord	SXX-CD-14/19	<b>4809-0310</b>	Concord
KX-CD-10/16	<b>4809-0138</b>	Concord	YB-SC-K-15/19	<b>YB-SC-K</b>	Super Camber (K)
KX-CD-15/23	<b>4809-0170</b>	Concord	YD-SC-X-13/16	<b>YD-SC-X</b>	X-prop
KX-CD-16/21	<b>4809-0139</b>	Concord	YG-DF-9/13	<b>4809-0301</b>	DynaFly
PA-CD-15/21	<b>PA-CD-1521</b>	Concord	YG-DF-14/20	<b>4809-0057</b>	DynaFly
SD-SC-X-16/23	<b>SD-SC-X</b>	X-prop	YH-CD-18/22	<b>4809-0058</b>	Concord
SD-SC-X0-16.5/23.5	<b>SD-SC-X0</b>	X-prop	YJ-CD-12/17	<b>4809-0302</b>	Concord
SG-CD-10/16	<b>4809-0318</b>	Concord	YJ-CD-12/20	<b>4809-0303</b>	Concord
SK-CD-12/17	<b>4809-0244</b>	Concord	YQ-CD-12/18	<b>4809-0196</b>	Concord
SK-CD-12/14	<b>4809-0299</b>	Concord	YQ-CD-13/19	<b>4809-0197</b>	Concord
SK-CD-13/18	<b>4809-0245</b>	Concord	YS-CD-13/19	<b>4809-0191</b>	Concord
SR-CD-10/18	<b>4809-0103</b>	Concord	YS-CD-13/22	<b>4809-0168</b>	Concord
SR-CD-10/18A	<b>4809-0325</b>	Concord	YS-DF-14/21	<b>4809-0140</b>	DynaFly
SR-CD-11/19	<b>SR-CD-1119</b>	Concord	YS-TP-14/23	<b>4809-0192</b>	Twin
SR-CD-11/19A	<b>4809-0326</b>	Concord	YV-CD-13/18	<b>4809-0300</b>	Concord
SR-CD-12/20	<b>4809-0040</b>	Concord	YV-CD-13/20	<b>4809-0246</b>	Concord
SR-CD-12/20A	<b>4809-0327</b>	Concord	YV-TP-12/18	<b>4809-0312</b>	Twin



1621-1062



1621-1070



1621-1109



1621-1074



1621-1100

## TRACTION MATS

- Floorboard mats are sold in sets
- Self-adhesive backing (unless noted in chart)

FITS MODEL	PART #
<b>HONDA</b>	
AquaTrax F-12 02-07	<b>1621-1062</b>
<b>KAWASAKI</b>	
JH 750 C Zxi/JH 900 A Zxi 95-97	<b>1621-1073</b>
JH 1100 A Zxi 96-03	<b>1621-1073</b>
JH 1100 A Zxi 96-03	<b>1621-1063</b>
JH 750 XIR 94	<b>1621-1063</b>
JH 750 Super Sport Xi 93-97	<b>1621-1063</b>
JH 750 Super Sport 92-97	<b>1621-1063</b>
JS 300 B 86-88	<b>1621-1068</b>
JS 440 A 80-88	<b>1621-1068</b>
JS 550 A 82-89	<b>1621-1068</b>
JS 650 SX 87-93	<b>1621-1070</b>
JS 750 Sxi Pro 98-02	<b>1621-1064</b>
JS 750 SXi 95-96	<b>1621-1064</b>
JS 750 A SX 92-95	<b>1621-1064</b>
JS 800 A SX-R 03-11	<b>1621-1065</b>
	<b>1621-1066</b>
JT 900 STX 01-06	<b>1621-1067</b>
	<b>1621-1069</b>
JT 1100 STX DI 00-02	<b>1621-1067</b>
JT 1100 STX DI 00-03	<b>1621-1069</b>
JT 1200 STX-12F 03-07	<b>1621-1067</b>
	<b>1621-1069</b>
JT 1200 STX-R 02-05	<b>1621-1069</b>
JT 1500 D STX 09-10	<b>1621-1067</b>
	<b>1621-1069</b>
JT 1500 STX-15F 04-18	<b>1621-1069</b>
JT 1500 STX-16F 04-19	<b>1621-1067</b>
	<b>1621-1069</b>
JT 1500 E Ultra 2 60X/JT 1500 F Ultra 260LX 09-10	<b>1621-1072</b>
JT 1500 B Ultra 250X 08	<b>1621-1072</b>
Ultra 300X/Ultra 300LX 11-13	<b>1621-1072</b>

FITS MODEL	PART #
<b>POLARIS</b>	
Genesis 1200 99-04	<b>1621-1109</b>
SL 650 92-95	<b>1621-1108</b>
SL 700/SL 780/SL 900 96-97	<b>1621-1108</b>
SL 750 93-95	<b>1621-1108</b>
SL 1050 97	<b>1621-1108</b>
SLX Pro 785 96-00	<b>1621-1108</b>
<b>SEA-DOO</b>	
GS 720 97-01	<b>1621-1074</b>
Gsi 720 97	<b>1621-1074</b>
GSX 800 96-97	<b>1621-1074</b>
GT 580 90-91	<b>1621-1105</b>
GTi 130 (1503) 11-16	<b>1621-1075</b>
GTi 720 01-03	<b>1621-1076</b>
GTi 720 96-00	<b>1621-1075</b>
Gti 720 97-00	<b>1621-1077</b>
GTi RFI 800 04-05	<b>1621-1076</b>
GTI 720 LE 02-04	<b>1621-1076</b>
GTI 1500 15	<b>1621-1075</b>
GTI 1500 SE 130 HP 07-10	<b>1621-1104</b>
GTI 1500 SE 130 HP 11-12	<b>1621-1075</b>
GTI 1500 SE 155 HP 06-10	<b>1621-1104</b>
GTI 1500 SE 155 HP/Wake 1500 155 HP 11-13	<b>1621-1075</b>
GTR-X 230 17-18	<b>1621-1082</b>
GTS 580 96	<b>1621-1105</b>
GTS 720 01	<b>1621-1076</b>
GTX 155-S 16	<b>1621-1082</b>
GTX 580 92-93	<b>1621-1105</b>
GTX 650 94-95	<b>1621-1105</b>
GTX 800 96-97	<b>1621-1077</b>
GTX 951 00-02	<b>1621-1077</b>
GTX 951 DI 00-03	<b>1621-1077</b>
	<b>1621-1078</b>

FITS MODEL	PART #
<b>SEA-DOO (CONT)</b>	
GTX Limited 230 17	<b>1621-1082</b>
GTX 300 Limited 16-17	<b>1621-1082</b>
GTX 1500 Limited Supercharged 215 HP 10-11	<b>1621-1106</b>
GTX Limited 951 98-99	<b>1621-1077</b>
GTX RFI 800 98-02	<b>1621-1077</b>
GTX 1500 Supercharged 215 HP 12	<b>1621-1107</b>
GTX 1500 Supercharged 215 HP 10-11	<b>1621-1104</b>
RX DI 951 03	<b>1621-1078</b>
RXP-X 255 08-09	<b>1621-1081</b>
RXP-X260 12	<b>1621-1079</b>
RXP-X260 12-15	<b>1621-1082</b>
RXP-X 300 18	<b>1621-1084</b>
RXP 1500 06	<b>1621-1081</b>
RXP 1500 Supercharged 215 HP 05	<b>1621-1080</b>
RXP 1500 Supercharged 215 HP 09-12	<b>1621-1107</b>
RXT 230 18	<b>1621-1083</b>
RXT 255 IS 09	<b>1621-1077</b>
	<b>1621-1078</b>
RXT-X 255 08-09	<b>1621-1077</b>
RXT 260 IS/RXT 260 X 10-12	<b>1621-1106</b>
	<b>1621-1078</b>
RXT 260 16	<b>1621-1082</b>
RXT-X 300 18	<b>1621-1084</b>
RXT-X 1500 260 HP 10-12	<b>1621-1107</b>
RXT 1500 SE 255 HP 09	<b>1621-1104</b>
RXT 1500 IS 260 HP 10-12	<b>1621-1104</b>
SP 580/Spi 580 94-96	<b>1621-1085</b>
SP 720/SPX 800 97	<b>1621-1085</b>
SPX 580 93	<b>1621-1085</b>
SPX 650/XP 650 94-95	<b>1621-1085</b>

FITS MODEL	PART #
<b>SEA-DOO (CONT)</b>	
Spark 14-19	<b>1621-1086</b>
Spark Trixx 2up/Spark Trixx 3up 17-19	<b>1621-1086</b>
Wake Pro 215 16	<b>1621-1082</b>
Wake Pro 230 17	<b>1621-1082</b>
Wake Pro 230 18	<b>1621-1083</b>
Wake Pro 1500 Supercharged 215 HP 09-12	<b>1621-1107</b>
Wake 1500 155 HP 09-10	<b>1621-1104</b>
XP 720 95	<b>1621-1085</b>
XP 800 97	<b>1621-1087</b>
XP 951 00-02	<b>1621-1087</b>
XP 951 DI 03-04	<b>1621-1087</b>
XP Limited 951 98-99	<b>1621-1087</b>
<b>YAMAHA</b>	
EX 1049/EX 1049 Deluxe/EX 1049 Sport 17-21	<b>1621-1096</b>
FX 1000 WaveRunner 140 02-08	<b>1621-1091</b>
FX 1000 A WaveRunner 140 Cruiser 03-08	<b>1621-1091</b>
FX 1100 WaveRunner High Output 04-08	<b>1621-1091</b>
FX 1800 WaveRunner SHO 08	<b>1621-1091</b>
FX 1800 WaveRunner SHO/FY 1800 WaveRunner FX HO 12-14	<b>1621-1097</b>
FX 1800 WaveRunner SHO/ FY 1800 WaveRunner FX HO 09-11	<b>1621-1101</b>
GP 760 WaveRunner 97-00	<b>1621-1100</b>
GP 800 A WaveRunner R 01-05	<b>1621-1092</b>
GP 800 WaveRunner 99-00	<b>1621-1100</b>

TRACTION MATS continued on next page



## TRACTION MATS (CONT)

FITS MODEL	PART #
<b>YAMAHA (CONT)</b>	
GP 800 WaveRunner Limited Edition 98	<b>1621-1100</b>
GP 1200 A WaveRunner R 00-02	<b>1621-1092</b>
GP 1300 WaveRunner R 03-08	<b>1621-1092</b>
GP 1800 WaveRunner 17-18	<b>1621-1099</b>
GX 1800 WaveRunner FZR SHO/GX 1800 WaveRunner FZS SHO 09-12	<b>1621-1101</b>
SJ 650 Super Jet 90-93	<b>1621-1089</b>
SJ 700 WaveRunner Super Jet 96-13	<b>1621-1103<sup>1</sup></b>

FITS MODEL	PART #
<b>YAMAHA (CONT)</b>	
SJ 700 WaveRunner Super Jet 96-17	<b>1621-1088</b>
WaveRaider 700 94-97	<b>1621-1093</b>
WaveRaider 760 96	<b>1621-1093</b>
WaveRaider 1100 95-96	<b>1621-1093</b>
WaveRunner EXR 19-21	<b>1621-1096</b>
WaveRunner 1200 Ltd. 99-00	<b>1621-1095</b>
WaveRunner XL 1200 98	<b>1621-1094</b>
WaveRunner XL 1200 01	<b>1621-1095</b>
WB 700 WaveBlaster 93-96	<b>1621-1090</b>

FITS MODEL	PART #
<b>YAMAHA (CONT)</b>	
WVT 700 WaveVenture 95-96, 98	<b>1621-1094</b>
WVT 760 WaveVenture 97	<b>1621-1094</b>
WVT 1100 WaveVenture 96-97	<b>1621-1094</b>
VX-C WaveRunner 19-20	<b>1621-1099</b>
VX Cruiser HO WaveRunner/VX Limited WaveRunner/VX WaveRunner 16-20	<b>1621-1099</b>
VX Cruiser WaveRunner/VX Deluxe WaveRunner 15-20	<b>1621-1099</b>

FITS MODEL	PART #
<b>YAMAHA (CONT)</b>	
VX Deluxe WaveRunner 12-13	<b>1621-1098</b>
VX 1100 WaveRunner Sport 05-09	<b>1621-1102</b>
VX 1100 WaveRunner Sport 10-14	<b>1621-1098</b>
VX 1800 WaveRunner VXS/VX 1800 WaveRunner VXR 11-14	<b>1621-1098</b>
VX 1800 WaveRunner VXS 15-16	<b>1621-1099</b>
XA 800 WaveRunner XL 00-01	<b>1621-1094</b>
XA 800 A WaveRunner XLT/XA 1200 A WaveRunner XLT 02-04	<b>1621-1095</b>

<sup>1</sup> Non-adhesive backing.



## JET PUMP REPAIR KITS

• Kit includes bearings, O-rings and oil seals

FITS MODEL	PART #
<b>KAWASAKI</b>	
650 (all)	<b>4809-0026</b>
750 (all except ZXI 95-97)	<b>4809-0026</b>
750 ZXI 95-97	<b>4809-0027</b>
800 (all)	<b>4809-0026</b>
900 STS 01-02	<b>4809-0027</b>
900 STX 01-03	<b>4809-0028</b>
900 ZXI 95-97	<b>4809-0027</b>
1100 (all except Ultra 130)	<b>4809-0028</b>
1200 STX-R 02-04	<b>4809-0028</b>
1200 STX-12F 03	<b>4809-0028</b>
1500 STX-15F 04	<b>4809-0028</b>
1500 STX-15F 11-14	<b>4809-0219</b>
<b>POLARIS</b>	
All models 94-03	<b>4809-0111</b>
<b>SEA-DOO</b>	
580 GT 90-91	<b>4809-0032</b>
580 GTS 92-96	<b>4809-0032</b>
580 GTX 92-94	<b>4809-0032</b>
580 SP 89-96	<b>4809-0032</b>
580 SPI 93-96	<b>4809-0032</b>
580 SPX 93	<b>4809-0032</b>
580 XP 91-93	<b>4809-0032</b>

FITS MODEL	PART #
<b>SEA-DOO (CONT)</b>	
650 GTX 93-94	<b>4809-0032</b>
650 SPX 94-95	<b>4809-0033</b>
650 XP 94	<b>4809-0033</b>
650 XPi 94	<b>4809-0033</b>
720 GS 97-01	<b>4809-0033</b>
720 GSI 97	<b>4809-0033</b>
720 GTi 96-00	<b>4809-0033</b>
720 GTi 01-04	<b>4809-0110</b>
720 GTi LE 02-04	<b>4809-0110</b>
720 GTS 98-01	<b>4809-0033</b>
720 GTS 01	<b>4809-0110</b>
720 HX 95-97	<b>4809-0033</b>
720 SP 97	<b>4809-0033</b>
720 SPX 96	<b>4809-0033</b>
720 XP 95	<b>4809-0033</b>
800 GSX 96-98	<b>4809-0033</b>
800 GSX RFI 99-00	<b>4809-0033</b>
800 GTi RFI 04	<b>4809-0110</b>
800 GTX 95-00	<b>4809-0033</b>
800 GTX RFI 98-02	<b>4809-0033</b>
800 SPX 97-99	<b>4809-0033</b>
800 XP 95-97	<b>4809-0033</b>
900 Spark 14-15/ Spark HO 15	<b>4809-0264</b>

FITS MODEL	PART #
<b>SEA-DOO (CONT)</b>	
951 GSX 98	<b>4809-0033</b>
951 GSX LTD 98	<b>4809-0033</b>
951 GSX LTD 99	<b>4809-0110</b>
951 GTX 98-00	<b>4809-0033</b>
951 GTX 00-03 (all)	<b>4809-0110</b>
951 XP LTD 98	<b>4809-0033</b>
LRV 00-02 (all)	<b>4809-0110</b>
RX/RX DI 00-03	<b>4809-0110</b>
XP 99-04 (all)	<b>4809-0110</b>
<b>YAMAHA</b>	
650 Super Jet 90-95	<b>4809-0113</b>
650 WaveRunner III 90-92, 96	<b>4809-0113</b>
650 WaveRunner III 95	<b>4809-0031</b>
650 WaveRunner VXR 91-92, 95	<b>4809-0113</b>
701 FX1 94-95	<b>4809-0113</b>
701 Super Jet 96-12	<b>4809-0113</b>
701 WaveBlaster 93-96	<b>4809-0113</b>
701 WaveRaider 95-97	<b>4809-0031</b>
700 WaveRunner II 94-96	<b>4809-0031</b>
701 WaveRunner VXR Pro 93-94	<b>4809-0113</b>
701 WaveRunner XL 99-03	<b>4809-0031</b>

FITS MODEL	PART #
<b>YAMAHA (CONT)</b>	
701 WaveVenture 95	<b>4809-0113</b>
701 WaveVenture 96	<b>4809-0031</b>
701 WaveRaider 95-97	<b>4809-0113</b>
760 WaveBlaster 96-97	<b>4809-0113</b>
760 WaveRunner XL 98-99	<b>4809-0031</b>
760 WaveBlaster 96	<b>4809-0031</b>
760 WaveVenture 97	<b>4809-0031</b>
800 WaveRunner GP 01-05	<b>4809-0112</b>
800 WaveRunner XL 00-01	<b>4809-0112</b>
800 WaveRunner XLT 02-04	<b>4809-0112</b>
1000/1100 WaveRunner FX140/Cruiser 02-08	<b>4809-0112</b>
1100 WaveRaider 95-96	<b>4809-0031</b>
1100 WaveVenture 96-97	<b>4809-0031</b>
1200 WaveRunner GP1200R 99-02	<b>4809-0112</b>
1200 WaveRunner SUV 99-04	<b>4809-0112</b>
1200 WaveRunner XL/XLT 99-05	<b>4809-0112</b>
1300 WaveRunner GP1300R 03-08	<b>4809-0112</b>



# Kite



## SM FOOTPEGS

- Extra-wide footpegs give better control of the bike
- Easily replaceable stainless steel blades, and high-resistance polymeric slider
- Lightweight and excellent grip

FITS MODEL	COLOR	PART #
<b>GASGAS</b>		
MC-F 450 24	Red	<b>1620-2580</b>

## REPLACEMENT EXTERNAL SPACERS

- Available in OE sizes in a variety of colors
- Can be used with OE or KITE wheels

FITS MODEL	COLOR	PART #
<b>HUSQVARNA</b>		
TC/FC 23-24	Blue	<b>0222-0687</b>
<b>KTM</b>		
SX/SXF 23-24	Orange	<b>0222-0686</b>

## CLUTCH SLAVE CYLINDERS

- Designed to avoid problems when mud and rocks move the chain off the sprocket
- Made of 6082 aircraft aluminum
- CNC-machined
- Anodized
- Available in red and blue



1132-1885



1132-1886

FITS MODEL	COLOR	PART #
<b>GASGAS</b>		
MC/MCF/EC/EXF 125/ 250/350/450 24	Blue	<b>1132-1885</b>
	Red	<b>1132-1886</b>

FITS MODEL	COLOR	PART #
<b>HUSQVARNA</b>		
FE 250/350/450/501 24	Blue	<b>1132-1885</b>



## AXLE BLOCKS

- Allow for the changing of the sprocket without moving the chain setting
- Available in red

FITS MODEL	COLOR	PART #
<b>GASGAS</b>		
MC/MCF/EC/ECF (all) 24	Red	<b>1231-1722</b>

# Kite

## A60 MX-EN ELITE WHEELS

- Complete wheel assembled with: Excel A60 rims, Alpina spokes and nipples, Koyo bearings and Kite hubs



0203-0719

### FRONT

FITS MODEL	SIZE	HUB COLOR	RIM COLOR	SPOKES AND NIPPLES COLOR	PART #
<b>GASGAS</b>					
MC/MCF/EX/EXF 125/250/300/350/450 21-24	1.60" X 21"	Blue	Black	Blue/silver	<b>0203-0719</b>
<b>HUSQVARNA</b>					
TE/FE (all models) 16-24	1.60" X 21"	Blue	Black	Blue/silver	<b>0203-0719</b>
TC/FC (all models except 50-65-85) 15-24	1.60" X 21"	Blue	Black	Blue/silver	<b>0203-0719</b>
<b>KTM</b>					
SX/SXF (all except 50/65/85) 15-24	1.60" X 21"	Blue	Black	Blue/silver	<b>0203-0719</b>
EXC/EXCF (all) 16-24	1.60" X 21"	Blue	Black	Blue/silver	<b>0203-0719</b>

A60 MX-EN ELITE WHEELS continued on next page





## A60 MX-EN ELITE WHEELS (CONT)

### REAR

FITS MODEL	SIZE	HUB COLOR	RIM COLOR	SPOKES AND NIPPLES COLOR	PART #
<b>GASGAS</b>					
MC/MCF/EX/EXF 125/250/300/350/450 24	2.15" X 19"	Blue	Black	Blue/silver	<b>0204-0689</b>
<b>HUSQVARNA</b>					
TC/FC (all models except 50/65/85) 23-24	2.15" X 19"	Blue	Black	Blue/silver	<b>0204-0689</b>
<b>KTM</b>					
SX/SXF (all except 50/65/85) 23-24	2.15" X 19"	Blue	Black	Blue/silver	<b>0204-0689</b>

### MX-EN ELITE WHEELS

- Complete wheels assembled from components chosen for top performance
- Takasago Excel signature rims, Alpina spokes and nipples, Koyo bearings and KITE hubs
- Machined aircraft aluminum hubs and matching spoke nipples are available in a wide variety of colors and color combinations
- 85cc small wheels (17"-14") are available with black spokes only



0204-0688

### FRONT

FITS MODEL	SIZE	RIM COLOR	HUB COLOR	SPOKE/NIPPLES COLOR	PART #
<b>GASGAS</b>					
MC/MCF/EC/EXF 24	1.60" x 21"	Black	Red	Silver/red	<b>0204-0688</b>
<b>KAWASAKI</b>					
KX/KXF 250 21-24	1.60" x 21"	Black	Dark bronze	Dark bronze/black	<b>0203-0718</b>
KX/KXF 450 19-24	1.60" x 21"	Black	Dark bronze	Dark bronze/black	<b>0203-0718</b>

### REAR

FITS MODEL	SIZE	RIM COLOR	HUB COLOR	SPOKE/NIPPLES COLOR	PART #
<b>KAWASAKI</b>					
KX 125/250 03-07	2.15" x 19"	Black	Dark bronze	Dark bronze/black	<b>0204-0687</b>
KXF 250 04-24	2.15" x 19"	Black	Dark bronze	Dark bronze/black	<b>0204-0687</b>
KXF 450 05-24	2.15" x 19"	Black	Dark bronze	Dark bronze/black	<b>0204-0687</b>

### MX-EN SPORT WHEELS

- Complete wheels assembled from components chosen for top performance
- Excel Rexfelgen rims, Alpina spokes and nipples, ISB bearings and KITE hubs
- Machined aircraft aluminum hubs and nipple spokes available in orange, red, and blue
- Rims available in black

### REAR

FITS MODEL	SIZE	COLOR	PART #
<b>GASGAS</b>			
MC/MCF/EC/ECF (all except 50-65-85) 24	2,15" x 19"	Red	<b>0204-0690</b>
<b>HUSQVARNA</b>			
TC/FC 23-24 (all except 85/65)	2,15" x 19"	Blue	<b>0204-0692</b>



0204-0691



0204-0692

FITS MODEL	SIZE	COLOR	PART #
<b>KTM</b>			
SX/SXF (all except 85/65)	2,15" x 19"	Orange	<b>0204-0691</b>



## 23X WHEELS

- Aluminum construction
- 100% X-rayed on the production line to ensure the highest quality and reliability
- 12x7 handle load capacities up to 306 kg (675 lb.), 12x8 up to 521 kg (1150 lb.) and 14x7 up to 317 kg (700 lb.)
- Center caps and lug nuts must be ordered separately



0230-1369

FITS MODEL	POSITION	SIZE	BOLT PATTERN	OFFSET	WHEEL PART #
<b>BOMBARDIER/CAN-AM</b>					
Outlander 330/ 400/500/570/ 650/800/850/ 1000 03-23	Front	12x7	4/136	4+3	<b>0230-1370</b>
	Rear	12x8	4/136	4+4	<b>0230-1373</b>
	Front/Rear	14x7	4/136	5+2	<b>0230-1376</b>
Renegade 500/ 570/800/850/ 1000 09-23	Front	12x7	4/136	4+3	<b>0230-1370</b>
	Rear	12x8	4/136	4+4	<b>0230-1373</b>
	Front/Rear	14x7	4/136	5+2	<b>0230-1376</b>
Maverick/Max 1000 14-23	Front	12x7	4/136	4+3	<b>0230-1370</b>
	Rear	12x8	4/136	4+4	<b>0230-1373</b>
Commander 800/ 1000 13-23	Front/Rear	14x7	4/136	5+2	<b>0230-1376</b>
	Front	12x7	4/136	4+3	<b>0230-1370</b>
Defender 16-23	Rear	12x8	4/136	4+4	<b>0230-1373</b>
	Front/Rear	14x7	4/136	5+2	<b>0230-1376</b>
Maverick X3 All	Front/Rear	14x7	4/136	5+2	<b>0230-1376</b>
<b>CF MOTO</b>					
C Force 500/ 600 07-22	Front/Rear	14x7	4/110	5+2	<b>0230-1377</b>
U Force 500/ 600/800 07-22	Front/Rear	14x7	4/110	5+2	<b>0230-1377</b>
Z Force 500/ 800/1000 12-22	Front/Rear	14x7	4/110	5+2	<b>0230-1377</b>
<b>HONDA</b>					
TRX420AT/ 500AT (IRS) Rancher 09-22	Front	12x7	4/110	4+3	<b>0230-1371</b>
	Rear	12x8	4/110	4+4	<b>0230-1374</b>
	Front/Rear	14x7	4/110	5+2	<b>0230-1377</b>
TRX650/680/ 700 Rincon 4x4 02-22 (IRS)	Front	12x7	4/110	4+3	<b>0230-1371</b>
	Rear	12x8	4/110	4+4	<b>0230-1374</b>
	Front/Rear	14x7	4/110	5+2	<b>0230-1377</b>
TRX500 Foreman Rubicon 15-22 (IRS)	Front	12x7	4/110	4+3	<b>0230-1371</b>
	Rear	12x8	4/110	4+4	<b>0230-1374</b>
	Front/Rear	14x7	4/110	5+2	<b>0230-1377</b>
Big Red 700 MUV 09-13	Front	12x7	4/110	4+3	<b>0230-1371</b>
	Rear	12x8	4/110	4+4	<b>0230-1374</b>
	Front/Rear	14x7	4/110	5+2	<b>0230-1377</b>

FITS MODEL	POSITION	SIZE	BOLT PATTERN	OFFSET	WHEEL PART #
<b>HONDA (CONT)</b>					
Pioneer 500/ 700 14-23	Front	12x7	4/110	4+3	<b>0230-1371</b>
	Rear	12x8	4/110	4+4	<b>0230-1374</b>
	Front/Rear	14x7	4/110	5+2	<b>0230-1377</b>
Pioneer 1000 16-23	Front	12x7	4/136	4+3	<b>0230-1370</b>
	Rear	12x8	4/136	4+4	<b>0230-1373</b>
	Rear	14x7	4/136	5+2	<b>0230-1376</b>
<b>KAWASAKI</b>					
Brute Force 650I 4x4 06-22 (IRS)	Front	12x7	4/110	4+3	<b>0230-1371</b>
	Rear	12x8	4/110	4+4	<b>0230-1374</b>
	Rear	14x7	4/110	5+2	<b>0230-1377</b>
Brute Force 750 4x4 05-23 (IRS)	Front	12x7	4/110	4+3	<b>0230-1371</b>
	Rear	12x8	4/110	4+4	<b>0230-1374</b>
	Rear	14x7	4/110	5+2	<b>0230-1377</b>
Teryx 750/ 800 08-23	Front	12x7	4/136	4+3	<b>0230-1370</b>
	Rear	12x8	4/136	4+4	<b>0230-1373</b>
	Front/Rear	14x7	4/136	5+2	<b>0230-1376</b>
Mule 2500/3000/ 4010 Series	Front	12x7	4/136	4+3	<b>0230-1370</b>
	Rear	12x8	4/136	4+4	<b>0230-1373</b>
	Front/Rear	14x7	4/136	5+2	<b>0230-1376</b>
Note: Lift kit needed for 26" or larger tires	Front	12x7	4/156	4+3	<b>0230-1369</b>
	Rear	12x8	4/156	4+4	<b>0230-1372</b>
	Front/Rear	14x7	4/156	5+2	<b>0230-1375</b>
Mule Pro FXT 15-23	Front/Rear	14x7	4/156	5+2	<b>0230-1375</b>
<b>KYMCO</b>					
MXU 450/500/ 700 08-20	Front	12x7	4/110	4+3	<b>0230-1371</b>
UXV 450/500/ 700 08-20	Rear	12x8	4/110	4+4	<b>0230-1374</b>
	Rear	14x7	4/110	5+2	<b>0230-1377</b>
<b>POLARIS</b>					
Sportsman 335 99-06	Front	12x7	4/156	4+3	<b>0230-1369</b>
	Rear	12x8	4/156	4+4	<b>0230-1372</b>
	Rear	14x7	4/156	5+2	<b>0230-1375</b>
Sportsman 400/450 01-13	Front	12x7	4/156	4+3	<b>0230-1369</b>
	Rear	12x8	4/156	4+4	<b>0230-1372</b>
	Rear	14x7	4/156	5+2	<b>0230-1375</b>

23X WHEELS continued on next page



## 23X WHEELS (CONT)

FITS MODEL	POSITION	SIZE	BOLT PATTERN	OFFSET	WHEEL PART #
<b>POLARIS (CONT)</b>					
Sportsman 500 96-13	Front	12x7	4/156	4+3	<b>0230-1369</b>
	Rear	12x8	4/156	4+4	<b>0230-1372</b>
	Rear	14x7	4/156	5+2	<b>0230-1375</b>
Magnum 500 02-06	Front	12x7	4/156	4+3	<b>0230-1369</b>
	Rear	12x8	4/156	4+4	<b>0230-1372</b>
	Rear	14x7	4/156	5+2	<b>0230-1375</b>
Sportsman 570 14-17	Front	12x7	4/156	4+3	<b>0230-1369</b>
	Rear	12x8	4/156	4+4	<b>0230-1372</b>
	Rear	14x7	4/156	5+2	<b>0230-1375</b>
Sportsman 600 03-09	Front	12x7	4/156	4+3	<b>0230-1369</b>
	Rear	12x8	4/156	4+4	<b>0230-1372</b>
	Rear	14x7	4/156	5+2	<b>0230-1375</b>
Sportsman 700 02-09	Front	12x7	4/156	4+3	<b>0230-1369</b>
	Rear	12x8	4/156	4+4	<b>0230-1372</b>
	Rear	14x7	4/156	5+2	<b>0230-1375</b>
Sportsman 800 05-14	Front	12x7	4/156	4+3	<b>0230-1369</b>
	Rear	12x8	4/156	4+4	<b>0230-1372</b>
	Rear	14x7	4/156	5+2	<b>0230-1375</b>
Sportsman XP 550/700/800/ 850/1000 09-22	Front	12x7	4/156	4+3	<b>0230-1369</b>
	Rear	12x8	4/156	4+4	<b>0230-1372</b>
Note: Sportsman XP 2009 is 5" wider with after market wheels	Rear	14x7	4/156	5+2	<b>0230-1375</b>
Sportsman X2 500/ 550/800 09-18	Front	12x7	4/156	4+3	<b>0230-1369</b>
	Rear	12x8	4/156	4+4	<b>0230-1372</b>
	Rear	14x7	4/156	5+2	<b>0230-1375</b>
Sportsman Ace 570/900 14-22	Front	12x7	4/156	4+3	<b>0230-1369</b>
	Rear	12x8	4/156	4+4	<b>0230-1372</b>
	Rear	14x7	4/156	5+2	<b>0230-1375</b>
Ranger ETX/ 570/EV/ 800 6x6 4x4 03-23	Front	12x7	4/156	4+3	<b>0230-1369</b>
	Rear	12x8	4/156	4+4	<b>0230-1372</b>
	Front/Rear	14x7	4/156	5+2	<b>0230-1375</b>
Ranger 570 (Full Size) 14-23	Front	12x7	4/156	4+3	<b>0230-1369</b>
	Rear	12x8	4/156	4+4	<b>0230-1372</b>
	Front/Rear	14x7	4/156	5+2	<b>0230-1375</b>
Ranger XP900/ 1000 14-23	Front	12x7	4/156	4+3	<b>0230-1369</b>
	Rear	12x8	4/156	4+4	<b>0230-1372</b>
	Front/Rear	14x7	4/156	5+2	<b>0230-1375</b>
RZR 800/ 900XP 08-14 & RZR 570 14-23	Front	12x7	4/156	4+3	<b>0230-1369</b>
	Rear	12x8	4/156	4+4	<b>0230-1372</b>
	Front/Rear	14x7	4/156	5+2	<b>0230-1375</b>
RZR 900/900 XC/ 900 S 15-23	Front	12x7	4/156	4+3	<b>0230-1369</b>
	Rear	12x8	4/156	4+4	<b>0230-1372</b>
	Front/Rear	14x7	4/156	5+2	<b>0230-1375</b>

FITS MODEL	POSITION	SIZE	BOLT PATTERN	OFFSET	WHEEL PART #
<b>POLARIS (CONT)</b>					
RZR 1000 XP / 4 14-17-23	Front	12x7	4/156	4+3	<b>0230-1369</b>
	Rear	12x8	4/156	4+4	<b>0230-1372</b>
	Front/Rear	14x7	4/156	5+2	<b>0230-1375</b>
General 17-23	Front	12x7	4/156	4+3	<b>0230-1369</b>
	Rear	12x8	4/156	4+4	<b>0230-1372</b>
	Front/Rear	14x7	4/156	5+2	<b>0230-1375</b>
<b>SUZUKI</b>					
King Quad 450/700/750 06-23 (IRS)	Front	12x7	4/110	4+3	<b>0230-1371</b>
	Rear	12x8	4/110	4+4	<b>0230-1374</b>
	Rear	14x7	4/110	5+2	<b>0230-1377</b>
<b>YAMAHA</b>					
Grizzly 350 IRS 07-15	Front	12x7	4/110	4+3	<b>0230-1371</b>
	Rear	12x8	4/110	4+4	<b>0230-1374</b>
	Rear	14x7	4/110	5+2	<b>0230-1377</b>
Kodiak 400/450 4x4 05-06 (IRS)	Front	12x7	4/110	4+3	<b>0230-1371</b>
	Rear	12x8	4/110	4+4	<b>0230-1374</b>
	Rear	14x7	4/110	5+2	<b>0230-1377</b>
Grizzly 400/ 450/550/700 IRS 4x4 07-23	Front	12x7	4/110	4+3	<b>0230-1371</b>
	Rear	12x8	4/110	4+4	<b>0230-1374</b>
	Rear	14x7	4/110	5+2	<b>0230-1377</b>
Big Bear 400 IRS 07-11	Front	12x7	4/110	4+3	<b>0230-1371</b>
	Rear	12x8	4/110	4+4	<b>0230-1374</b>
	Rear	14x7	4/110	5+2	<b>0230-1377</b>
Grizzly 660 02-09	Front	12x7	4/110	4+3	<b>0230-1371</b>
	Rear	12x8	4/110	4+4	<b>0230-1374</b>
	Rear	14x7	4/110	5+2	<b>0230-1377</b>
Kodiak 700 16-22	Front	12x7	4/110	4+3	<b>0230-1371</b>
	Rear	12x8	4/110	4+4	<b>0230-1374</b>
	Rear	14x7	4/110	5+2	<b>0230-1377</b>
Rhino 450/660/ 700 04-13	Front	12x7	4/110	4+3	<b>0230-1371</b>
	Rear	12x8	4/110	4+4	<b>0230-1374</b>
	Front/Rear	14x7	4/110	5+2	<b>0230-1377</b>
Viking 14-23	Front	12x7	4/110	4+3	<b>0230-1371</b>
	Rear	12x8	4/110	4+4	<b>0230-1374</b>
	Front/Rear	14x7	4/110	5+2	<b>0230-1377</b>
Wolverine 16-23	Front	12x7	4/110	4+3	<b>0230-1371</b>
	Rear	12x8	4/110	4+4	<b>0230-1374</b>
	Front/Rear	14x7	4/110	5+2	<b>0230-1377</b>
YXZ1000R 16-18	Front	12x7	4/110	4+3	<b>0230-1371</b>
	Rear	12x8	4/110	4+4	<b>0230-1374</b>
	Front/Rear	14x7	4/110	5+2	<b>0230-1377</b>
YXZ1000 19-23	Front	12x7	4/156	4+3	<b>0230-1369</b>
	Rear	12x8	4/156	4+4	<b>0230-1372</b>
	Front/Rear	14x7	4/156	5+2	<b>0230-1375</b>



Gloss black



Bronze

## 24X WHEELS

- Aluminum construction. 100% x-rayed on the production line to ensure the highest quality and reliability
- 12x7 handle load capacities up to 306 kg (675 lb.), 12x8 up to 521 kg (1150 lb.) and 14x7 up to 317 kg (700 lb.)
- Center caps and lug nuts must be ordered separately

FITS MODEL	POSITION	SIZE	BOLT PATTERN	OFFSET	GLOSS BLACK PART #	BRONZE PART #
<b>BOMBARDIER/CAN-AM</b>						
Outlander 330/400/500/ 570/650/800/ 850/1000 03-23	Front	12x7	4/136	4+3	<b>0230-1382</b>	<b>0230-1394</b>
	Rear	12x8	4/136	4+4	<b>0230-1385</b>	<b>0230-1397</b>
	Front/Rear	14x7	4/136	5+2	-	<b>0230-1400</b>
Renegade 500/570/800/ 850/1000 09-23	Front	12x7	4/136	4+3	<b>0230-1382</b>	<b>0230-1394</b>
	Rear	12x8	4/136	4+4	<b>0230-1385</b>	<b>0230-1397</b>
	Front/Rear	14x7	4/136	5+2	-	<b>0230-1400</b>
Maverick/Max 1000 14-23	Front	12x7	4/136	4+3	<b>0230-1382</b>	<b>0230-1394</b>
	Rear	12x8	4/136	4+4	<b>0230-1385</b>	<b>0230-1397</b>
	Front/Rear	14x7	4/136	5+2	-	<b>0230-1400</b>
Commander 800/1000 13-23	Front	12x7	4/136	4+3	<b>0230-1382</b>	<b>0230-1394</b>
	Rear	12x8	4/136	4+4	<b>0230-1385</b>	<b>0230-1397</b>
	Front/Rear	14x7	4/136	5+2	-	<b>0230-1400</b>
Defender 16-23	Front	12x7	4/136	4+3	<b>0230-1382</b>	<b>0230-1394</b>
	Rear	12x8	4/136	4+4	<b>0230-1385</b>	<b>0230-1397</b>
	Front/Rear	14x7	4/136	5+2	-	<b>0230-1400</b>
Maverick X3 All	Front/Rear	14x7	4/136	5+2	-	<b>0230-1400</b>
<b>CF MOTO</b>						
C Force 500/ 600 07-22	Front/Rear	14x7	4/110	5+2	-	<b>0230-1401</b>
U Force 500/600/ 800 07-22	Front/Rear	14x7	4/110	5+2	-	<b>0230-1401</b>
Z Force 500/800/ 1000 12-22	Front/Rear	14x7	4/110	5+2	-	<b>0230-1401</b>
<b>HONDA</b>						
TRX420AT/ 500AT (IRS) Rancher 09-22	Front	12x7	4/110	4+3	<b>0230-1383</b>	<b>0230-1395</b>
	Rear	12x8	4/110	4+4	<b>0230-1386</b>	<b>0230-1398</b>
	Front/Rear	14x7	4/110	5+2	-	<b>0230-1401</b>
TRX500 Foreman Rubicon 15-22 (IRS)	Front	12x7	4/110	4+3	<b>0230-1383</b>	<b>0230-1395</b>
	Rear	12x8	4/110	4+4	<b>0230-1386</b>	<b>0230-1398</b>
	Front/Rear	14x7	4/110	5+2	-	<b>0230-1401</b>
TRX650/ 680/700 Rincon 4x4 02-22 (IRS)	Front	12x7	4/110	4+3	<b>0230-1383</b>	<b>0230-1395</b>
	Rear	12x8	4/110	4+4	<b>0230-1386</b>	<b>0230-1398</b>
	Front/Rear	14x7	4/110	5+2	-	<b>0230-1401</b>

FITS MODEL	POSITION	SIZE	BOLT PATTERN	OFFSET	GLOSS BLACK PART #	BRONZE PART #
<b>HONDA (CONT)</b>						
Big Red 700 MUV 09-13	Front	12x7	4/110	4+3	<b>0230-1383</b>	<b>0230-1395</b>
	Rear	12x8	4/110	4+4	<b>0230-1386</b>	<b>0230-1398</b>
	Front/Rear	14x7	4/110	5+2	-	<b>0230-1401</b>
Pioneer 500/ 700 14-23	Front	12x7	4/110	4+3	<b>0230-1383</b>	<b>0230-1395</b>
	Rear	12x8	4/110	4+4	<b>0230-1386</b>	<b>0230-1398</b>
	Front/Rear	14x7	4/110	5+2	-	<b>0230-1401</b>
Pioneer 1000 16-23	Front	12x7	4/136	4+3	<b>0230-1382</b>	<b>0230-1394</b>
	Rear	12x8	4/136	4+4	<b>0230-1385</b>	<b>0230-1397</b>
	Rear	14x7	4/136	5+2	-	<b>0230-1400</b>
<b>KAWASAKI</b>						
Brute Force 650l 4x4 06-22 (IRS)	Front	12x7	4/110	4+3	<b>0230-1383</b>	<b>0230-1395</b>
	Rear	12x8	4/110	4+4	<b>0230-1386</b>	<b>0230-1398</b>
	Rear	14x7	4/110	5+2	-	<b>0230-1401</b>
Brute Force 750 4x4 05-23 (IRS)	Front	12x7	4/110	4+3	<b>0230-1383</b>	<b>0230-1395</b>
	Rear	12x8	4/110	4+4	<b>0230-1386</b>	<b>0230-1398</b>
	Rear	14x7	4/110	5+2	-	<b>0230-1401</b>
Teryx 750/ 800 08-23	Front	12x7	4/136	4+3	<b>0230-1382</b>	<b>0230-1394</b>
	Rear	12x8	4/136	4+4	<b>0230-1385</b>	<b>0230-1397</b>
	Front/Rear	14x7	4/136	5+2	-	<b>0230-1400</b>
Mule 2500/ 3000/4010 Series	Front	12x7	4/136	4+3	<b>0230-1382</b>	<b>0230-1394</b>
	Rear	12x8	4/136	4+4	<b>0230-1385</b>	<b>0230-1397</b>
Note: Lift kit needed for 26" or larger tires	Front/Rear	14x7	4/136	5+2	-	<b>0230-1400</b>
Mule Pro FXT 15-23	Front	12x7	4/156	4+3	<b>0230-1381</b>	<b>0230-1393</b>
	Rear	12x8	4/156	4+4	<b>0230-1384</b>	<b>0230-1396</b>
	Front/Rear	14x7	4/156	5+2	-	<b>0230-1399</b>
<b>KYMCO</b>						
MXU 450/500/ 700 08-20	Front	12x7	4/110	4+3	<b>0230-1383</b>	<b>0230-1395</b>
	Rear	12x8	4/110	4+4	<b>0230-1386</b>	<b>0230-1398</b>
UXV 450/500/ 700 08-20	Rear	14x7	4/110	5+2	-	<b>0230-1401</b>

24X WHEELS continued on next page



**24X WHEELS (CONT)**

FITS MODEL	POSITION	SIZE	BOLT PATTERN	OFFSET	GLOSS BLACK PART #	BRONZE PART #
<b>POLARIS</b>						
Sportsman 335 99-06	Front	12x7	4/156	4+3	<b>0230-1381</b>	<b>0230-1393</b>
	Rear	12x8	4/156	4+4	<b>0230-1384</b>	<b>0230-1396</b>
	Rear	14x7	4/156	5+2	-	<b>0230-1399</b>
Sportsman 400/450 01-13	Front	12x7	4/156	4+3	<b>0230-1381</b>	<b>0230-1393</b>
	Rear	12x8	4/156	4+4	<b>0230-1384</b>	<b>0230-1396</b>
	Rear	14x7	4/156	5+2	-	<b>0230-1399</b>
Sportsman 500 96-13	Front	12x7	4/156	4+3	<b>0230-1381</b>	<b>0230-1393</b>
	Rear	12x8	4/156	4+4	<b>0230-1384</b>	<b>0230-1396</b>
	Rear	14x7	4/156	5+2	-	<b>0230-1399</b>
Magnum 500 02-06	Front	12x7	4/156	4+3	<b>0230-1381</b>	<b>0230-1393</b>
	Rear	12x8	4/156	4+4	<b>0230-1384</b>	<b>0230-1396</b>
	Rear	14x7	4/156	5+2	-	<b>0230-1399</b>
Sportsman 570 14-17	Front	12x7	4/156	4+3	<b>0230-1381</b>	<b>0230-1393</b>
	Rear	12x8	4/156	4+4	<b>0230-1384</b>	<b>0230-1396</b>
	Rear	14x7	4/156	5+2	-	<b>0230-1399</b>
Sportsman 600 03-09	Front	12x7	4/156	4+3	<b>0230-1381</b>	<b>0230-1393</b>
	Rear	12x8	4/156	4+4	<b>0230-1384</b>	<b>0230-1396</b>
	Rear	14x7	4/156	5+2	-	<b>0230-1399</b>
Sportsman 700 02-09	Front	12x7	4/156	4+3	<b>0230-1381</b>	<b>0230-1393</b>
	Rear	12x8	4/156	4+4	<b>0230-1384</b>	<b>0230-1396</b>
	Rear	14x7	4/156	5+2	-	<b>0230-1399</b>
Sportsman 800 05-14	Front	12x7	4/156	4+3	<b>0230-1381</b>	<b>0230-1393</b>
	Rear	12x8	4/156	4+4	<b>0230-1384</b>	<b>0230-1396</b>
	Rear	14x7	4/156	5+2	-	<b>0230-1399</b>
Sportsman XP 550/700/800/850/1000 09-22	Front	12x7	4/156	4+3	<b>0230-1381</b>	<b>0230-1393</b>
	Rear	12x8	4/156	4+4	<b>0230-1384</b>	<b>0230-1396</b>
	Rear	14x7	4/156	5+2	-	<b>0230-1399</b>
Note: Sportsman XP 2009 is 5" wider w/ aftermarket wheels						
Sportsman X2 500/550/800 09-18	Front	12x7	4/156	4+3	<b>0230-1381</b>	<b>0230-1393</b>
	Rear	12x8	4/156	4+4	<b>0230-1384</b>	<b>0230-1396</b>
	Rear	14x7	4/156	5+2	-	<b>0230-1399</b>
Sportsman Ace 570/900 14-22	Front	12x7	4/156	4+3	<b>0230-1381</b>	<b>0230-1393</b>
	Rear	12x8	4/156	4+4	<b>0230-1384</b>	<b>0230-1396</b>
	Rear	14x7	4/156	5+2	-	<b>0230-1399</b>
Ranger ETX/570/EV/800 6x6 4x4 03-23	Front	12x7	4/156	4+3	<b>0230-1381</b>	<b>0230-1393</b>
	Rear	12x8	4/156	4+4	<b>0230-1384</b>	<b>0230-1396</b>
	Front/Rear	14x7	4/156	5+2	-	<b>0230-1399</b>
Ranger 570 (FullSize) 14-23	Front	12x7	4/156	4+3	<b>0230-1381</b>	<b>0230-1393</b>
	Rear	12x8	4/156	4+4	<b>0230-1384</b>	<b>0230-1396</b>
	Front/Rear	14x7	4/156	5+2	-	<b>0230-1399</b>
Ranger XP900 & 1000 14-23	Front	12x7	4/156	4+3	<b>0230-1381</b>	<b>0230-1393</b>
	Rear	12x8	4/156	4+4	<b>0230-1384</b>	<b>0230-1396</b>
	Front/Rear	14x7	4/156	5+2	-	<b>0230-1399</b>
RZR 800/900XP 08-14 & RZR 570 14-23	Front	12x7	4/156	4+3	<b>0230-1381</b>	<b>0230-1393</b>
	Rear	12x8	4/156	4+4	<b>0230-1384</b>	<b>0230-1396</b>
	Front/Rear	14x7	4/156	5+2	-	<b>0230-1399</b>

FITS MODEL	POSITION	SIZE	BOLT PATTERN	OFFSET	GLOSS BLACK PART #	BRONZE PART #
<b>POLARIS (CONT)</b>						
RZR 900/900 XC/900 S 15-23	Front	12x7	4/156	4+3	<b>0230-1381</b>	<b>0230-1393</b>
	Rear	12x8	4/156	4+4	<b>0230-1384</b>	<b>0230-1396</b>
	Front/Rear	14x7	4/156	5+2	-	<b>0230-1399</b>
RZR 1000 XP/4 14-17-23	Front	12x7	4/156	4+3	<b>0230-1381</b>	<b>0230-1393</b>
	Rear	12x8	4/156	4+4	<b>0230-1384</b>	<b>0230-1396</b>
	Front/Rear	14x7	4/156	5+2	-	<b>0230-1399</b>
General 17-23	Front	12x7	4/156	4+3	<b>0230-1381</b>	<b>0230-1393</b>
	Rear	12x8	4/156	4+4	<b>0230-1384</b>	<b>0230-1396</b>
	Front/Rear	14x7	4/156	5+2	-	<b>0230-1399</b>
<b>SUZUKI</b>						
King Quad 450/700/750 06-23 (IRS)	Front	12x7	4/110	4+3	<b>0230-1383</b>	<b>0230-1395</b>
	Rear	12x8	4/110	4+4	<b>0230-1386</b>	<b>0230-1398</b>
	Rear	14x7	4/110	5+2	-	<b>0230-1401</b>
<b>YAMAHA</b>						
Grizzly 350 IRS 07-15	Front	12x7	4/110	4+3	<b>0230-1383</b>	<b>0230-1395</b>
	Rear	12x8	4/110	4+4	<b>0230-1386</b>	<b>0230-1398</b>
	Rear	14x7	4/110	5+2	-	<b>0230-1401</b>
Kodiak 400/450 4x4 05-06 (IRS)	Front	12x7	4/110	4+3	<b>0230-1383</b>	<b>0230-1395</b>
	Rear	12x8	4/110	4+4	<b>0230-1386</b>	<b>0230-1398</b>
	Rear	14x7	4/110	5+2	-	<b>0230-1401</b>
Grizzly 400/450/550/700 IRS 4x4 07-23	Front	12x7	4/110	4+3	<b>0230-1383</b>	<b>0230-1395</b>
	Rear	12x8	4/110	4+4	<b>0230-1386</b>	<b>0230-1398</b>
	Rear	14x7	4/110	5+2	-	<b>0230-1401</b>
Big Bear 400 IRS 07-11	Front	12x7	4/110	4+3	<b>0230-1383</b>	<b>0230-1395</b>
	Rear	12x8	4/110	4+4	<b>0230-1386</b>	<b>0230-1398</b>
	Rear	14x7	4/110	5+2	-	<b>0230-1401</b>
Grizzly 660 02-09	Front	12x7	4/110	4+3	<b>0230-1383</b>	<b>0230-1395</b>
	Rear	12x8	4/110	4+4	<b>0230-1386</b>	<b>0230-1398</b>
	Rear	14x7	4/110	5+2	-	<b>0230-1401</b>
Kodiak 700 16-22	Front	12x7	4/110	4+3	<b>0230-1383</b>	<b>0230-1395</b>
	Rear	12x8	4/110	4+4	<b>0230-1386</b>	<b>0230-1398</b>
	Rear	14x7	4/110	5+2	-	<b>0230-1401</b>
Rhino 450/660/700 04-13	Front	12x7	4/110	4+3	<b>0230-1383</b>	<b>0230-1395</b>
	Rear	12x8	4/110	4+4	<b>0230-1386</b>	<b>0230-1398</b>
	Front/Rear	14x7	4/110	5+2	-	<b>0230-1401</b>
Viking 14-23	Front	12x7	4/110	4+3	<b>0230-1383</b>	<b>0230-1395</b>
	Rear	12x8	4/110	4+4	<b>0230-1386</b>	<b>0230-1398</b>
	Front/Rear	14x7	4/110	5+2	-	<b>0230-1401</b>
Wolverine 16-23	Front	12x7	4/110	4+3	<b>0230-1383</b>	<b>0230-1395</b>
	Rear	12x8	4/110	4+4	<b>0230-1386</b>	<b>0230-1398</b>
	Front/Rear	14x7	4/110	5+2	-	<b>0230-1401</b>
YXZ1000R 16-18	Front	12x7	4/110	4+3	<b>0230-1383</b>	<b>0230-1395</b>
	Rear	12x8	4/110	4+4	<b>0230-1386</b>	<b>0230-1398</b>
	Front/Rear	14x7	4/110	5+2	-	<b>0230-1401</b>
YXZ1000 19-23	Front	12x7	4/156	4+3	<b>0230-1381</b>	<b>0230-1393</b>
	Rear	12x8	4/156	4+4	<b>0230-1384</b>	<b>0230-1396</b>
	Front/Rear	14x7	4/156	5+2	-	<b>0230-1399</b>



SLIPPERY

### SURGE NEO VESTS

- Two 38,1 mm (1,5") adjustable belts with buckle closure
- Hidden back belts
- Heavy-duty zipper
- D-ring for clip-style lanyards
- Includes a safety whistle
- Tested and certified according to EN ISO 12402-5 and 12402-6



SIZE	(A) LIME/BLACK	(B) BLACK/CHARCOAL	(C) CHARCOAL/RED
XS	3240-0958	3240-0965	3240-0972
S	3240-0959	3240-0966	3240-0973
M	3240-0960	3240-0967	3240-0974
L	3240-0961	3240-0968	3240-0975

SIZE	(A) LIME/BLACK	(B) BLACK/CHARCOAL	(C) CHARCOAL/RED
XL	3240-0962	3240-0969	3240-0976
2X	3240-0963	3240-0970	3240-0977
3X	3240-0964	3240-0971	3240-0978

### SIZE GUIDE

MEASUREMENT	XS	S	M	L	XL	2X	3X
Chest	71 cm - 81 cm (28" - 32")	81 cm - 91 cm (32" - 36")	91 cm - 102 cm (36" - 40")	102 cm - 112 cm (40" - 44")	112 cm - 122 cm (44" - 48")	122 cm - 132 cm (48" - 52")	132 cm - 142 cm (52" - 56")

### HYDRO NYLON VESTS

- D-ring for clip-style lanyards
- Features four 38 mm (1,5") belts with heavy-duty buckles for support
- Lightweight, nylon construction
- Hinged chest panel for better fit
- Tested and certified according to Standard EN ISO 12402-5 and EN ISO 12402-6



SIZE	(D) BLACK/AQUA	(E) BLACK/CHARCOAL	(F) LIME/BLACK
XS	3240-0979	3240-0983	3240-0987
S/M	3240-0980	3240-0984	3240-0988

SIZE	(D) BLACK/AQUA	(E) BLACK/CHARCOAL	(F) LIME/BLACK
L/XL	3240-0981	3240-0985	3240-0989
2X/3X	3240-0982	3240-0986	3240-0990

### SIZE GUIDE

MEASUREMENT	XS	S/M	L/XL	2X/3X
Chest	71 cm - 81 cm (28" - 32")	81 cm - 101 cm (32" - 40")	101 cm - 127 cm (40" - 50")	127 cm - 152 cm (50" - 60")

### IMPULSE VEST

- D-ring for clip-style lanyards
- Three 25 mm (1") belts with heavy-duty buckles for support
- Lightweight foam and nylon construction
- Includes a safety whistle
- Tested and certified according to Standard EN ISO 12402-5 and EN ISO 12402-6



SIZE	BLACK/LIME
Universal (chest size 76 cm - 132 cm (30"-52"))	3240-0991



### WOMEN'S HYDRO NYLON VEST

- Three 1.5" belts with heavy-duty buckles for support
- Lightweight nylon construction
- Features a D-ring for clip-style lanyards
- Includes a safety whistle
- Tested and certified according to Standard EN ISO 12402-5 and EN ISO 12402-6



SIZE	BLACK/PINK	SIZE	BLACK/PINK	SIZE	BLACK/PINK	SIZE	BLACK/PINK
XS	3241-0143	S	3241-0144	M	3241-0145	L	3241-0146

### WOMEN'S SIZE GUIDE

MEASUREMENT	XS	S	M	L
Chest	71 cm - 81 cm (28"-32")	81 cm - 91 cm (32"-36")	91 cm - 101 cm (36"-40")	101 cm - 111 cm (40"-44")

### HYDRO YOUTH VEST

- Fits riders 22,7 kg - 40,8 kg (50-90 lb) with chest measurements of 66 cm - 73,5 cm (26"-29")
- Three-belt closure system
- D-ring for clip-style lanyards
- Includes a safety whistle
- Tested and certified according to EN ISO 12402-5 and EN ISO 12402-6



DESCRIPTION	LIME/BLACK
Hydro Youth	3242-0075



### MEN'S AIRFORM™ SLABTOWN GLOVES

- Summer-weight Ax® Laredo synthetic chassis and palm overlays
- Perforations within chassis increase airflow and riding comfort
- D30® knuckle impact protectors
- Secure hook-and-loop cuff closures
- Tested and certified according to Standard - EN 13594:2015 Level 1 KP



SIZE	(A) BLACK	(B) WHITE	(C) CHECKER	SIZE	(A) BLACK	(B) WHITE	(C) CHECKER
S	3301-4803	-	-	XL	3301-4806	3301-4812	3301-4818
M	3301-4804	3301-4810	3301-4816	2X	3301-4807	3301-4813	3301-4819
L	3301-4805	3301-4811	3301-4817	3X	3301-4808	3301-4814	3301-4820



### OVERLORD3™ GLOVES

- Breathable Cool Mesh™ chassis provides superior ventilation
- Synthetic palm material is tough and durable without sacrificing dexterity
- Internal comfort foam insert
- Touchscreen compatible fingers
- Hook and look wrist closure
- Available in black
- Tested and certified according to Standard - EN 13594:2015 Level 1 KP



SIZE	PART #	SIZE	PART #	SIZE	PART #	SIZE	PART #	SIZE	PART #
S	3301-4790	M	3301-4791	L	3301-4792	XL	3301-4793	2X	3301-4794