

LeoVince



1810-3084



1810-3085



1810-3086



1810-3087

## FACTORY S EXHAUST SYSTEMS FOR YAMAHA YZF-R7 21-22

- Muffler body is AISI 304 stainless steel with TIG welding
- Tapered design has square lines for elegant style
- Carbon-fiber end cap with asymmetric cut outwards and downwards that adds a custom touch
- Stainless steel, carbon-fiber or titanium muffler sleeve
- Stainless steel muffler sleeve features a laser-carved logo set in a footprint in the muffler body
- Carbon fiber muffler sleeve features a high-temperature die-cut aluminum adhesive logo
- All mufflers use a carbon-fiber mounting clamp with rubber vibration-damping element

HEADER/MUFFLER/END CAP	APPROVALS	PART #	HEADER/MUFFLER/END CAP	APPROVALS	PART #
Stainless/stainless/carbon	-	1810-3084	Stainless/titanium/carbon	-	1810-3086
Stainless/black stainless/carbon	-	1810-3085	Stainless/carbon/carbon	-	1810-3087




1811-4389



1811-4326



### LV ONE EVO SLIP-ONS

- The latest EVOLUTION of the popular LV ONE: Aggressive Sound and Style
- Clean laser-etched Leo Vince logo in an innovative carved design (for the carbon-fiber exhaust: bright aluminum die-cut high-temp resistant Leo Vince adhesive logo)
- Asymmetric design and high-temp resistant full carbon-fiber end cap (as noted)
- Impact-resistant sandblasted oval AISI 304 stainless steel sleeve – titanium look



1811-4284

FITS MODEL	TAILPIPE/MUFFLER/END CAP	APPROVALS	PART #
<b>APRILIA</b>			
SRV850 12-16	Stainless/stainless/carbon	e-approved	<b>1811-4389</b>
<b>CAN AM</b>			
Ryker 600/900 19-22	Stainless/stainless/carbon	-	<b>1811-4325</b>
	Stainless/black stainless/carbon	-	<b>1811-4326</b>
<b>HONDA</b>			
XRV750 Africa Twin 95-05	Stainless/stainless/carbon	e-approved	<b>1811-4418</b>
<b>KTM</b>			
Duke 125 21-22, Duke 390 21-22	Stainless/stainless/carbon	ECE type approval	<b>1811-4282</b>
	Stainless/carbon/carbon	ECE type approval	<b>1811-4284</b>



# LeoVince®



1811-4263

## LV-10 SLIP-ONS\*

- Compact and lightweight design
- Made from AISI 304 stainless steel
- Sandblasted end cap
- High-heat-resistant thermal packing
- Laser-etched logo



1811-4255

FITS MODEL	TAILPIPE/MUFFLER/END CAP	APPROVALS	PART #
<b>BMW</b>			
S1000RR 19-22, S1000R 21-22	Full black stainless/black stainless/black stainless	ECE type approval	<b>1811-4263</b>
<b>KAWASAKI</b>			
Z900 17-22	Full black stainless/black stainless/black stainless	ECE type approval	<b>1811-4255</b>



1812-0550

## LINK PIPE KITS AND HEADPIPES

- Includes a resonator to reduce offensive exhaust tones and a plate for the exhaust valve to eliminate CEL on the dash (where applicable)
- Made of stainless steel AISI 304, TIG-welded
- Rig-tested and manually manufactured
- Can be fitted with the stock exhaust and the Leo Vince slip-on

**NOTE:** When fitting this exhaust system it is advisable to optimize the carburetion by remapping the stock ECU unit or adopting an additional ECU unit.



1812-0497

FITS MODEL	PART #	FITS MODEL	PART #
<b>KAWASAKI</b>		<b>KTM</b>	
Z900 18-22 (complete headpipe)	<b>1812-0571</b>	790 Adventure/R 19-20	<b>1812-0469</b>
ZX-10R Ninja 21-22	<b>1812-0550</b>	790 Duke/Duke L A2 18-20	<b>1812-0497</b>



### VO2 AIR INTAKE

#### FOR YAMAHA XVS950C BOLT/BOLT C-SPEC/BOLT R-SPEC 14-17

- Sleek, dual-port venturi machined from billet aluminum
- Direct bolt-on to the factory throttle body
- Includes washable, high-flow filter element and large inlet backing plate
- Cover not included



#### DESCRIPTION

Air cleaner assembly w/ black backing plate

#### PART #

**1010-1459**



### AIR FILTERS

- DT-1's world-class foam technology delivers maximum airflow while maintaining critical engine protection
- All DT-1 Air Filters are handmade with the highest quality bonded dual, triple and evolution foam available
- DT-1 Air Filters come non-oiled or pre-oiled with the highest quality flame-resistant biodegradable filter oil
- Airpower cage is high-quality, lightweight aluminum cage that doesn't flex like plastic cages and eliminates the need for a backfire screen
- Airpower cage used in combination with oiled DT-1 air filters for exceptional airflow, better throttle response and increased engine protection
- See pages 1564-1569 of the 2022 Parts Europe Offroad catalog for additional DT-1 Racing air filters



1011-4689



1011-4680

FITS MODEL	MX EVO TRIPLE FOAM (NOT-OILED)	MX EVO TRIPLE FOAM (PRE-OILED)	MX STANDARD (NOT-OILED)	MX STANDARD (PRE-OILED)	AIRPOWER CAGE
<b>HONDA</b>					
CRF 250 22-23	<b>1011-4683</b>	<b>1011-4684</b>	-	-	<b>1011-4689</b>
CRF 450 21-23	<b>1011-4683</b>	<b>1011-4684</b>	-	-	<b>1011-4689</b>
<b>HUSQVARNA</b>					
FC-FS-TC 23	<b>1011-4685</b>	<b>1011-4686</b>	<b>1011-4679</b>	<b>1011-4680</b>	-
<b>KTM</b>					
125/150/250/300 XC/XC-W (2-Stroke) 23	<b>1011-4687</b>	<b>1011-4688</b>	<b>1011-4681</b>	<b>1011-4682</b>	-



### DUST AND GRAND-PRIX COVERS

- Fits over the Twin Air filter when riding in severe conditions such as heavy dust and sand
- Coarse foam pre-filter acts as an additional layer of protection and extends the service time between filter cleanings
- Dust cover is a single-stage foam filter
- Grand-Prix cover is a filter sock with nylon



1011-4672



1011-4673

FITS MODEL	DUST COVERS	GRAND-PRIX COVERS
<b>BETA</b>		
RR 125/200/250/300 2T 20-22	-	<b>1011-4672</b>
RR 350/390/430/480 4T 20-21	-	<b>1011-4672</b>
<b>HONDA</b>		
CRF250R/RX 22	<b>1011-4673</b>	<b>1011-4671</b>

FITS MODEL	DUST COVERS	GRAND-PRIX COVERS
<b>HONDA (CONT)</b>		
CRF450R/RWE/RX 21-22	<b>1011-4673</b>	<b>1011-4671</b>
<b>YAMAHA</b>		
Tenere 700 20-21	-	<b>1011-4670</b>



## RADIUSCX CLUTCH KIT

- RadiusCX is a top-of-the-line auto clutch product that brings together all of Rekluse's latest technology into one package
- TorqDrive friction disk technology coupled with EXP and Core technology results in significant advancement in auto performance with exceptional hook-up, lever feel and durability
- Better starts, carry more speed, focus on the line and not on the clutch
- Perfect power delivery every time
- Maintain momentum; use the torque of your motor without worrying about stalling
- Increased power transfer over OEM
- Fully tunable to suit rider and/or terrain
- Optimized pressure plate design provides our best lever feel; consistent control and behavior
- Core components deliver improved oil flow and stability over wide temperature ranges
- TorqDrive friction disks provide longer clutch life with less adjustment over time
- Rekluse sleeves eliminate basket wear and notching



FITS MODEL	PART #
<b>HUSQVARNA</b>	
TC250 23, TX300 23	<b>1130-0679</b>
<b>KTM</b>	
250SX 23, 250XC 23	<b>1130-0679</b>
300SX 23, 300XC 23	<b>1130-0679</b>

## CORE MANUAL TORQDRIVE® CLUTCH KIT


- The Core Manual TorqDrive clutch delivers unprecedented performance, tuning and durability
- TorqDrive provides more disks in less space, allowing up to four additional friction disks over stock
- More frictions = more torque capacity, thus unlocking the full power of your engine without the need to add stiffer pressure plate springs
- Provides more consistent clutch lever feel and behavior
- Can be set up to maintain a stock, or lighter than stock, lever pull depending on engine tuning
- Rekluse sleeves eliminate basket wear and notching
- Proven in racing at the highest levels



FITS MODEL	PART #	FITS MODEL	PART #	FITS MODEL	PART #
<b>HUSQVARNA</b>		<b>KTM</b>		<b>KTM (CONT)</b>	
TC250 23, TX300 23	<b>1130-0678</b>	250SX 23, 250XC 23	<b>1130-0678</b>	300SX 23, 300XC 23	<b>1130-0678</b>

## CLUTCH COVERS

- Rekluse clutch covers are specifically engineered to provide unparalleled durability and performance in a single, stylish component
- Covers are ready to ride whenever you are, standing up against rocks, logs, boots and whatever else you may encounter in your adventures
- Billet aluminum construction provides incredible strength
- Clutch covers are double hard anodized to further enhance durability and wear resistance
- Rekluse covers have a greater depth than OEM designs, allowing increased oil capacity



FITS MODEL	PART #	FITS MODEL	PART #	FITS MODEL	PART #
<b>HONDA</b>		<b>HUSQVARNA</b>		<b>KTM</b>	
CRF250R 18-22, CRF250RX 19-22	<b>0940-2103</b>	TC250 23, TX300 23, TX300i 23	<b>0940-2102</b>	SX250 23, XC250 23	<b>0940-2102</b>





## PODIUM SE HANDLEBAR

- Each handlebar shot-peened and hard anodized for improved durability
- Lightly knurled left slide helps grip bar adhesion, without interfering with Lock-On Grips

COLOR	PART #	WIDTH (MM)	HEIGHT (MM)	RISE (MM)	CLAMP (MM)	SWEEP (MM)	CONTROL LENGTH (MM)
Black	<b>0601-5883</b>	805	95	70	161	62	205



0601-5888



0601-5889

## PODIUM FLIGHT MX HANDLEBARS

- Constructed of high-strength seamless double-butt 2014-T6 alloy
- Handlebar has been shot-peened and hard anodized for improved durability
- Oversized 1 1/8" clamp diameter improves bar/clamp grip; requires "oversized" triple clamps or bar mounts
- Lightly-knurled left slide helps with grip bar adhesion, without interfering with Lock-On Grips
- Stealth Podium FLIGHT two-toned graphics
- Includes injection-molded high-density ODI foam bar pad
- RC4 signature series (PART #0601-4835) designed and developed by Ricky Carmichael features exclusive bend and signature edition crossbar pad and graphics

ODI BEND	COLOR	PART #	WIDTH (MM)	HEIGHT (MM)	RISE (MM)	CLAMP (MM)	SWEEP (MM)	CONTROL LENGTH (MM)
Honda / Kawasaki OE	Black	<b>0601-5886</b>	802	99	65	165	54	210
McGrath	Graphite	<b>0601-5887</b>	805	77	40	171	55	200
Champ	Graphite	<b>0601-5888</b>	805	78	45	172	54	200
KTM Super Mini	Black	<b>0601-5889</b>	780	92	64	126	49	200
KTM 16-18	Graphite	<b>0601-5890</b>	805	87	57	137	48	200
CR High	Graphite	<b>0601-5891</b>	805	95	70	161	62	205
YZ OE	Graphite	<b>0601-5892</b>	802	90	62	125	52	200
85	Black	<b>0601-5893</b>	760	105	68	126	52	205
Schoolboy	Graphite	<b>0601-5894</b>	779	88	53	140	50	200

## PEEWEE MX HANDLEBARS

- Built for PeeWee 50 models with 3/4" (19 mm) diameter handlebars
- Specifically designed for riders looking for a taller more aggressive bar with less sweep for racing
- 3/4" (19 mm) Diameter to match OEM sizing
- Constructed of durable 7075 heat treated alloy
- Solid ODI crossbar for improved strength
- Knurled left slide improves grip-to-bar adhesion
- Laser etched ODI graphics
- Kit Includes billet aluminum bar mounts, billet rear brake perch with rotational clamp and SX8 EVA high-density handlebar pad



0601-5885

### DESCRIPTION

DESCRIPTION	PART #
PeeWee handlebars (ea.)	<b>0601-5884</b>
PeeWee handlebar kit	<b>0601-5885</b>



### PEEWEE RISER KIT

- For use with  $\frac{3}{4}$ " (19 mm) PeeWee 50 handlebars
- Constructed of durable 7075 heat treated alloy

DESCRIPTION	RISE	PART #
$\frac{3}{4}$ " clamping area diameter	1 $\frac{1}{2}$ "	<b>0603-1083</b>



### PEEWEE MX BAR MOUNTS

- Billet aluminum bar mounts
- Built for PeeWee 50 models with  $\frac{3}{4}$ " (19 mm) diameter handlebars
- Specifically designed for riders looking for a taller, more aggressive bar with less sweep for racing

DESCRIPTION	PART #
$\frac{3}{4}$ " clamping area diameter	<b>0603-1081</b>



### MX HANDLEBAR MOUNTS

- Designed to replace your stock handlebar mounts in the case of a crash or failure
- Made from sturdy 6061 grade alloy for improved strength and durability
- Designed to fit both standard and rubber mounted triple-clamps
- Chamfered clamp surface reduces handlebar stress on impact
- Can be used for standard or "rubber mounted" triple clamps found on Honda and Kawasaki motocross and off-road motorcycles
- Includes the following mounting hardware: 2 M12-70 mm chromoly hex-head bolts, 2 M12-50 mm chromoly hex-head bolts and 2 lock washers & nylon lock nuts

- Please refer to your owner's manual for specifications regarding OE torque settings; should your rubber mounted cones show signs of wear or deterioration, replace them prior to installation; always be sure all bolts are secure and checked for proper tension and alignment

DESCRIPTION	PART #
1 $\frac{1}{8}$ " clamping area diameter	<b>0603-1084</b>
$\frac{7}{8}$ " clamping area diameter	<b>0603-1078</b>



### BILLET REAR BRAKE PERCH

- Built for PeeWee 50 models with  $\frac{3}{4}$ " diameter handlebar
- Billet rear brake perch with rotator
- Designed for use with OEM Lever

DESCRIPTION	PART #
$\frac{3}{4}$ " clamping area diameter	<b>0603-1082</b>



### HANDLEBAR CLAMP BOLT KIT

- Long chromoly hex-head bolts

DESCRIPTION	PART #	DESCRIPTION	PART #
50 mm bolt kit	<b>0603-1079</b>	70 mm bolt kit	<b>0603-1080</b>



0601-5908



0601-5909



0601-5910



0601-5911



0601-5912



0601-5913

### SX8 HANDLEBAR PADS

- Slightly oversized 50 mm for improved visibility and increased impact padding
- Octagon (8-sided) end caps provide a distinct ODI factory look
- Lightweight EVA padding delivers a solid feel with greater impact resistance

PAD COLOR	PART #
Stars and Bars	<b>0601-5908</b>
White and Black Splatter	<b>0601-5909</b>

PAD COLOR	PART #
Orange and Black Splatter	<b>0601-5910</b>
Green and Black Splatter	<b>0601-5911</b>

PAD COLOR	PART #
Blue and Black Splatter	<b>0601-5912</b>
Red and Black Splatter	<b>0601-5913</b>



0601-5902



0601-5903



0601-5904



0601-5905



0601-5906



0601-5907

### OVERSIZED HANDLEBAR PADS

- Molded high-density foamed bar pad
- Closed-cell foam for improved life
- Comes with black cover
- Measures 8" x 4" x 2"

PAD COLOR	PART #
Stars and Bars	<b>0601-5902</b>
White and Black Splatter	<b>0601-5903</b>

PAD COLOR	PART #
Orange and Black Splatter	<b>0601-5904</b>
Green and Black Splatter	<b>0601-5905</b>

PAD COLOR	PART #
Blue and Black Splatter	<b>0601-5906</b>
Red and Black Splatter	<b>0601-5907</b>





## RUFFIAN ATV/PWC GRIPS

- Low-profile grip delivering exceptional control designed specifically for racing
- Full diamondized pattern provides slim profile and excellent traction
- Exclusive  $\frac{3}{4}$  flange design protect hands and allows access to thumb-throttle
- Molded inner 1st pass for easy, knock-out-ends for full-wrap handguards
- Preinstalled ODI V2.1 Lock-Jaw Clamps with screws
- Patented Lock-On Grip System™ design delivers easy installation and ensures 100% slip free performance



COLOR	PART #	COLOR	PART #
Black/Blue	0630-2876	Black/Silver	0630-2878
Black/Red	0630-2877	Black	0630-2917

## ROGUE ATV/PWC GRIPS

- Chunky, oversized grip provides extra shock absorption and improved control
- Larger grip diameter delivers extra padding, rugged surface pattern for better traction
- Extra-large raised pads provide shock absorption with deep grooves to channel away dirt and debris
- Molded inner 1st pass for easy, knock-out-ends for full-wrap handguards
- Preinstalled ODI V2.1 Lock-Jaw Clamps with screws
- Patented Lock-On Grip System™ design delivers easy installation and ensures 100% slip free performance



DESCRIPTION	COLOR	PART #	DESCRIPTION	COLOR	PART #
For 22 mm handlebar diameter	Black/Black	0630-2879	For 22 mm handlebar diameter (CONT)	Black/Red	0630-2881
	Black/Blue	0630-2880		Black/Silver	0630-2882

## DIRTCONTROL V2 LOCK-ON GRIPS

- Made with ODI's V2 Lock-On System, the DirtControl V2 Lock-On Grips come complete with 6 snap-cams to fit most modern full-size MX bikes
- Web pattern provides an ergonomic feel with excellent fingertip traction
- Constructed of a durable medium density compound
- Reverse knurling delivers traction to deliver security in wet or dry conditions



COLOR	PART #	COLOR	PART #
Black	0630-2872	Gray	0630-2873

## BILLET FUEL TANK BOLT WASHER

- Designed specifically for Honda, Kawasaki, Yamaha and Suzuki motocross bikes
- The washer mounts just under the front fuel tank bolt to give that factory look
- Allows for M6 thread/8 mm hex bolt to recess into



COLOR	PART #	COLOR	PART #	COLOR	PART #
Black	0704-0117	Silver	0704-0118	Bronze	0704-0119



## CLUTCH CABLES

- Exact replica cables ensure as good or better than OEM performance
- Restores smooth clutch pull and operation

FITS MODEL	PART #
<b>HONDA</b>	
CR125 74-75	<b>0652-2805</b>
CR125 76-78	<b>0652-2811</b>
CR125 79-80	<b>0652-2806</b>
MT125 74-76	<b>0652-2805</b>
MR175 75-76	<b>0652-2805</b>
CR250 78-80	<b>0652-2807</b>
<b>KAWASAKI</b>	
KX125 78-79	<b>0652-2817</b>
KDX250 81	<b>0652-2814</b>
KX250 78-79	<b>0652-2817</b>
KX250 80-81	<b>0652-2814</b>

FITS MODEL	PART #
<b>SUZUKI</b>	
RM100 76	<b>0652-2810</b>
RM100 77-80	<b>0652-2808</b>
TM100 74-75	<b>0652-2810</b>
RM125 75	<b>0652-2810</b>
RM125 76-80	<b>0652-2808</b>
TC125 73-77	<b>0652-2810</b>
TM125 73-75	<b>0652-2810</b>
TS125 73-77	<b>0652-2810</b>
RS175 80-81	<b>0652-2808</b>
TS185 73-76	<b>0652-2810</b>
RM250 76-78	<b>0652-2808</b>



0652-2808

FITS MODEL	PART #
<b>SUZUKI (CONT)</b>	
RM250 79-80	<b>0652-2809</b>
RS250 80-81	<b>0652-2809</b>
RM370 76-77	<b>0652-2808</b>
RM400 78	<b>0652-2808</b>
RM400 79-80	<b>0652-2820</b>
<b>YAMAHA</b>	
YZ100 78-79	<b>0652-2816</b>
YZ125 78-79	<b>0652-2816</b>
YZ125 80	<b>0652-2815</b>
YZ125 81	<b>0652-2819</b>
IT175 80-81	<b>0652-2815</b>

FITS MODEL	PART #
<b>YAMAHA (CONT)</b>	
IT200 77-78	<b>0652-2812</b>
IT250 79-80	<b>0652-2813</b>
YZ250 77	<b>0652-2812</b>
YZ250 78-79	<b>0652-2813</b>
YZ250 80	<b>0652-2818</b>
IT400 77-78	<b>0652-2812</b>
IT400 79	<b>0652-2813</b>
YZ400 77-78	<b>0652-2812</b>
YZ400 79	<b>0652-2813</b>
IT425 80	<b>0652-2813</b>
YZ465	<b>0652-2818</b>

## FRONT BRAKE CABLES

- Exact replica cables ensure as good or better than OEM performance
- Restores smooth brake lever action and braking performance

FITS MODEL	PART #
<b>HONDA</b>	
CR125 75	<b>0653-0105</b>
CR125 79	<b>0653-0102</b>
CR125 81	<b>0653-0109</b>
MT125 74-75	<b>0653-0105</b>
XL125 74-76	<b>0653-0105</b>
CR250 78-80	<b>0653-0102</b>
CR250 81	<b>0653-0106</b>
CR450 81	<b>0653-0106</b>

FITS MODEL	PART #
<b>SUZUKI</b>	
RM125 77-80	<b>0653-0108</b>
RS175 80-81	<b>0653-0108</b>
RM250 76-77	<b>0653-0107</b>
RM250 78-80	<b>0653-0108</b>
RS250 80-81	<b>0653-0108</b>
RM370 76-77	<b>0653-0107</b>
DR400 80	<b>0653-0108</b>
RM400 78-80	<b>0653-0108</b>

FITS MODEL	PART #
<b>SUZUKI (CONT)</b>	
SP500 81	<b>0653-0108</b>
<b>YAMAHA</b>	
YZ125 78-79	<b>0653-0110</b>
YZ125 80	<b>0653-0104</b>
YZ125 81	<b>0653-0103</b>
IT175 77-79	<b>0653-0110</b>
IT250 77-79	<b>0653-0104</b>
IT250 80	<b>0653-0103</b>

FITS MODEL	PART #
<b>YAMAHA (CONT)</b>	
YZ250 78-79	<b>0653-0104</b>
YZ250 80-81	<b>0653-0103</b>
IT400 78-79	<b>0653-0104</b>
YZ400 78-79	<b>0653-0104</b>
IT425 80	<b>0653-0103</b>
YZ465 80-81	<b>0653-0103</b>
TT500 79-81	<b>0653-0110</b>



0653-0102

## REAR BRAKE CABLES

- Exact replica cables ensure as good or better than OEM performance
- Restores smooth brake pedal action and braking performance

FITS MODEL	PART #
<b>HONDA</b>	
CR125 74	<b>0653-0115</b>
CR125 75-78	<b>0653-0111</b>
MT125 74-78	<b>0653-0111</b>
MR175 75-77	<b>0653-0111</b>
CR250 73-74	<b>0653-0114</b>
CR250 75-76	<b>0653-0113</b>

FITS MODEL	PART #
<b>HONDA (CONT)</b>	
MR250 76	<b>0653-0113</b>
<b>SUZUKI</b>	
RM100 76	<b>0653-0117</b>
TM100 74-75	<b>0653-0117</b>
RM125 75	<b>0653-0117</b>
TC125 73-77	<b>0653-0117</b>

FITS MODEL	PART #
<b>SUZUKI (CONT)</b>	
TM125 73-75	<b>0653-0117</b>
TS125 71-77	<b>0653-0117</b>
RM250 76-77	<b>0653-0112</b>
RM250 78	<b>0653-0116</b>
RM370 76-77	<b>0653-0112</b>
RM400 78	<b>0653-0116</b>



0653-0111



1621-1062



1621-1068



1621-1108



1621-1083



1621-1091

## TRACTION MAT

- Floorboard mats are sold in sets
- Self-adhesive or non-adhesive backing

FITS MODEL	PART #
<b>HONDA</b>	
AquaTrax F-12 02-07	<b>1621-1062</b>
<b>KAWASAKI</b>	
JH 750 C Zxi/JH 900 A Zxi 95-97	<b>1621-1073</b>
JH 1100 A Zxi 96-03	<b>1621-1073</b>
JH 750 G Xi Sport 98-99	<b>1621-1063</b>
JH 750 XiR 94	<b>1621-1063</b>
JH 750 Super Sport Xi 93-97	<b>1621-1063</b>
JH 750 Super Sport 92-97	<b>1621-1063</b>
JS 300 B 86-88	<b>1621-1068</b>
JS 440 A 80-88	<b>1621-1068</b>
JS 550 A 82-89	<b>1621-1068</b>
JS 650 SX 87-93	<b>1621-1070</b>
JS 750 Sxi Pro 98-02	<b>1621-1064</b>
JS 750 Sxi 95-96	<b>1621-1064</b>
JS 750 A SX 92-95	<b>1621-1064</b>
JS 800 A SX-R 03-11	<b>1621-1065</b>
	<b>1621-1066</b>
JT 900 STX 01-06	<b>1621-1067</b>
	<b>1621-1069</b>
JT 1100 STX DI 00-02	<b>1621-1067</b>
JT 1100 STX DI 00-03	<b>1621-1069</b>
JT 1200 STX-12F 03-07	<b>1621-1067</b>
	<b>1621-1069</b>
JT 1200 STX-R 02-05	<b>1621-1069</b>
JT 1500 D STX 09-10	<b>1621-1067</b>
	<b>1621-1069</b>
JT 1500 STX-15F 04-18	<b>1621-1069</b>
JT 1500 STX-16F 04-19	<b>1621-1067</b>
JS 1500 SX-R 17-21	<b>1621-1071</b>
JT 1500 E Ultra 260X/ JT 1500 F Ultra 260LX 09-10	<b>1621-1072</b>
JT 1500 B Ultra 250X 08	<b>1621-1072</b>
Ultra 300X/Ultra 300LX 11-13	<b>1621-1072</b>
<b>POLARIS</b>	
Genesis 1200 99-04	<b>1621-1109</b>
SL 650 92-95	<b>1621-1108</b>
SL 700/SL 780/ SL 900 96-97	<b>1621-1108</b>
SL 750 93-95	<b>1621-1108</b>
SL 1050 97	<b>1621-1108</b>
SLX Pro 785 96-00	<b>1621-1108</b>

FITS MODEL	PART #
<b>SEA DOO</b>	
GS 720 97-01	<b>1621-1074</b>
Gsi 720 97	<b>1621-1074</b>
GSX 800 96-97	<b>1621-1074</b>
GT 580 90-91	<b>1621-1105</b>
GTi 130 (1503) 11-16	<b>1621-1075</b>
GTi 720 01-03	<b>1621-1076</b>
GTi 720 96-00	<b>1621-1105</b>
GTi 720 97-00	<b>1621-1077</b>
GTi RFI 800 04-05	<b>1621-1076</b>
GTi 720 LE 02-04	<b>1621-1076</b>
GTi 1500 15	<b>1621-1075</b>
GTi 1500 SE 130 HP 07-10	<b>1621-1104</b>
GTi 1500 SE 130 HP 11-12	<b>1621-1075</b>
GTi 1500 SE 155 HP 06-10	<b>1621-1104</b>
GTi 1500 SE 155 HP/ Wake 1500 155 HP 11-13	<b>1621-1075</b>
GTR-X 230 17-18	<b>1621-1082</b>
GTS 580 96	<b>1621-1105</b>
GTS 720 01	<b>1621-1076</b>
GTX 155-S 16	<b>1621-1082</b>
GTX 580 92-93	<b>1621-1105</b>
GTX 650 94-95	<b>1621-1105</b>
GTX 800 96-97	<b>1621-1077</b>
GTX 951 00-02	<b>1621-1077</b>
GTX 951 DI 00-03	<b>1621-1077</b>
	<b>1621-1078</b>
GTX Limited 230 17	<b>1621-1082</b>
GTX 300 Limited 16-17	<b>1621-1082</b>
GTX 1500 Limited Supercharged 215 HP 10-11	<b>1621-1106</b>
GTX Limited 951 98-99	<b>1621-1077</b>
GTX RFI 800 98-02	<b>1621-1077</b>
GTX 1500 Supercharged 215 HP 12	<b>1621-1107</b>
GTX 1500 Supercharged 215 HP 10-11	<b>1621-1104</b>
RX DI 951 03	<b>1621-1078</b>
RXP-X 255 08-09	<b>1621-1081</b>
RXP-X260 12	<b>1621-1079</b>
RXP-X260 12-15	<b>1621-1082</b>
RXP-X 300 18	<b>1621-1084</b>
RXP 1500 06	<b>1621-1081</b>

FITS MODEL	PART #
<b>SEA DOO (CONT)</b>	
RXP 1500 Supercharged 215 HP 05	<b>1621-1080</b>
RXP 1500 Supercharged 215 HP 09-12	<b>1621-1107</b>
RXT 230 18	<b>1621-1083</b>
RXT 255 IS 09	<b>1621-1077</b>
	<b>1621-1078</b>
RXT-X 255 08-09	<b>1621-1077</b>
RXT 260 IS/RXT 260 X 10-12	<b>1621-1106</b>
	<b>1621-1078</b>
RXT 260 16	<b>1621-1082</b>
RXT-X 300 18	<b>1621-1084</b>
RXT-X 1500 260 HP 10-12	<b>1621-1107</b>
RXT 1500 SE 255 HP 09	<b>1621-1104</b>
RXT 1500 IS 260 HP 10-12	<b>1621-1104</b>
SP 580/Spi 580 94-96	<b>1621-1085</b>
SP 720/SPX 800 97	<b>1621-1085</b>
SPX 580 93	<b>1621-1085</b>
SPX 650/XP 650 94-95	<b>1621-1085</b>
Spark 14-19	<b>1621-1086</b>
Spark Trixx 2up/Spark Trixx 3up 17-19	<b>1621-1086</b>
Wake Pro 215 16	<b>1621-1082</b>
Wake Pro 230 17	<b>1621-1082</b>
Wake Pro 230 18	<b>1621-1083</b>
Wake Pro 1500 Supercharged 215 HP 09-12	<b>1621-1107</b>
Wake 1500 155 HP 09-10	<b>1621-1104</b>
XP 720 95	<b>1621-1085</b>
XP 800 97	<b>1621-1087</b>
XP 951 00-02	<b>1621-1087</b>
XP 951 DI 03-04	<b>1621-1087</b>
XP Limited 951 98-99	<b>1621-1087</b>

<b>YAMAHA</b>	
EX 1049/EX 1049 Deluxe/ EX 1049 Sport 17-21	<b>1621-1096</b>
FX 1000 WaveRunner 140 02-08	<b>1621-1091</b>
FX 1000 A WaveRunner 140 Cruiser 03-08	<b>1621-1091</b>
FX 1100 WaveRunner High Output 04-08	<b>1621-1091</b>
FX 1800 WaveRunner SHO 08	<b>1621-1091</b>
FX 1800 WaveRunner SHO/FY 1800 WaveRunner FX HO 12-14	<b>1621-1097</b>

FITS MODEL	PART #
<b>YAMAHA (CONT)</b>	
FX 1800 WaveRunner SHO/ FY 1800 WaveRunner FX HO 09-11	<b>1621-1101</b>
GP 760 WaveRunner 97-00	<b>1621-1100</b>
GP 800 A WaveRunner R 01-05	<b>1621-1092</b>
GP 800 WaveRunner 99-00	<b>1621-1100</b>
GP 800 WaveRunner Limited Edition 98	<b>1621-1100</b>
GP 1200 A WaveRunner R 00-02	<b>1621-1092</b>
GP 1300 WaveRunner R 03-08	<b>1621-1092</b>
GP 1800 WaveRunner 17-18	<b>1621-1099</b>
GX 1800 WaveRunner FZR SHO/GX 1800 WaveRunner FZS SHO 09-12	<b>1621-1101</b>
SJ 650 Super Jet 90-93	<b>1621-1089</b>
SJ 700 WaveRunner Super Jet 96-13	<b>1621-1103</b>
SJ 700 WaveRunner Super Jet 96-17	<b>1621-1088</b>
WaveRaider 700 94-97	<b>1621-1093</b>
WaveRaider 760 96	<b>1621-1093</b>
WaveRaider 1100 95-96	<b>1621-1093</b>
WaveRunner EXR 19-21	<b>1621-1096</b>
WaveRunner 1200 Ltd. 99-00	<b>1621-1095</b>
WaveRunner XL 1200 98	<b>1621-1094</b>
WaveRunner XL 1200 01	<b>1621-1095</b>
WB 700 WaveBlaster 93-96	<b>1621-1090</b>
WVT 700 WaveVenture 95-96, 98	<b>1621-1094</b>
WVT 760 WaveVenture 97	<b>1621-1094</b>
WVT 1100 WaveVenture 96-97	<b>1621-1094</b>
VX-C WaveRunner 19-20	<b>1621-1099</b>
VX Cruiser HO WaveRunner/ VX Limited WaveRunner/VX WaveRunner 16-20	<b>1621-1099</b>
VX Cruiser WaveRunner/VX Deluxe WaveRunner 15-20	<b>1621-1099</b>
VX Deluxe WaveRunner 12-13	<b>1621-1098</b>
VX 1100 WaveRunner Sport 05-09	<b>1621-1102</b>
VX 1100 WaveRunner Sport 10-14	<b>1621-1098</b>
VX 1800 WaveRunner VXS/VX 1800 WaveRunner VXR 11-14	<b>1621-1098</b>
VX 1800 WaveRunner VXS 15-16	<b>1621-1099</b>
XA 800 WaveRunner XL 00-01	<b>1621-1094</b>
	<b>1621-1095</b>
XA 800 A WaveRunner XLT/XA 1200 A WaveRunner XLT 02-04	<b>1621-1095</b>





### 361X WHEELS

- Center caps included
- 12x7 handle load capacities up to 675 lb., 12x8 up to 1,150 lb., 14x7 up to 700 lb. and 14x8 up to 1,300 lb.
- 100% X-rayed on the production line to ensure the highest
- Not certified for use on public roads (NHS)

POSITION	BOLT PATTERN	SIZE	OFFSET	PART #
Front	4/156	12x7	4+3	<b>0230-1191</b>
Front	4/136	12x7	4+3	<b>0230-1192</b>
Front	4/110	12x7	4+3	<b>0230-1193</b>
Front/rear	4/156	12x8	4+3	<b>0230-1194</b>
Rear	4/136	12x8	4+3	<b>0230-1195</b>
Rear	4/110	12x8	4+3	<b>0230-1196</b>
Front/rear	4/156	14x7	4+3	<b>0230-1197</b>
Front/rear	4/136	14x7	4+3	<b>0230-1198</b>

POSITION	BOLT PATTERN	SIZE	OFFSET	PART #
Front/rear	4/110	14x7	4+3	<b>0230-1199</b>
Front/rear	4/156	14x7	5+2	<b>0230-1200</b>
Front/rear	4/136	14x7	5+2	<b>0230-1201</b>
Front/rear	4/110	14x7	5+2	<b>0230-1202</b>
Front/rear	4/156	15x7	5+2	<b>0230-1203</b>
Front/rear	4/136	15x7	5+2	<b>0230-1204</b>
Front/rear	4/110	15x7	5+2	<b>0230-1205</b>


### 415X WHEELS

- 100% X-rayed on the production line to ensure the highest quality and reliability
- Designed to take on woods, deep mud and sand
- Center caps included
- Not certified for use on public roads (NHS)

POSITION	BOLT PATTERN	SIZE	OFFSET	PART #
Front	4/156	12x7	4+3	<b>0230-1206</b>
Front	4/136	12x7	4+3	<b>0230-1207</b>
Front	4/110	12x7	4+3	<b>0230-1208</b>
Rear	4/156	12x8	4+4	<b>0230-1209</b>
Rear	4/136	12x8	4+4	<b>0230-1210</b>
Rear	4/110	12x8	4+4	<b>0230-1211</b>
Front/rear	4/156	14x7	4+3	<b>0230-1212</b>
Front/rear	4/136	14x7	4+3	<b>0230-1213</b>



POSITION	BOLT PATTERN	SIZE	OFFSET	PART #
Front/rear	4/110	14x7	4+3	<b>0230-1214</b>
Front/rear	4/156	14x7	5+2	<b>0230-1215</b>
Front/rear	4/136	14x7	5+2	<b>0230-1216</b>
Front/rear	4/110	14x7	5+2	<b>0230-1217</b>
Front/rear	4/110	14x7	5+2	<b>0230-1218</b>
Front/rear	4/136	14x7	5+2	<b>0230-1219</b>
Front/rear	4/110	14x7	5+2	<b>0230-1220</b>



## COATED STEEL SPOKES

- Chrome-plated steel spokes are interchangeable with Moose and stock rims and hubs
- #45 grade steel meets or exceeds OEM standards
- Consistent diameter design offers superior strength over stock
- Spokes come with matching nipples
- Sold in sets or individually

FITS MODEL	SIZE	SET PART #	INDIVIDUAL SPOKES LOCATION	INDIVIDUAL SPOKES PART #	INDIVIDUAL SPOKES LOCATION	INDIVIDUAL SPOKES PART #
<b>BETA</b>						
125-501 all enduro models 15-22	18"	<b>0211-0065</b>	All (36)	<b>0211-0084</b>	-	-
125-501 all enduro models 15-22	21"	<b>0211-0067</b>	All (36)	<b>0211-0086</b>	-	-
<b>GASGAS</b>						
All models 125-450 21-22	18"	<b>0211-0065</b>	All (36)	<b>0211-0084</b>	-	-
All models 125-450 21-22	19"	<b>0211-0066</b>	All (36)	<b>0211-0085</b>	-	-
All models 125-450 21-22	21"	<b>0211-0067</b>	All (36)	<b>0211-0086</b>	-	-
<b>HONDA</b>						
CR125/250R, CRF250/450/R/RWE/R-S <sup>1</sup>	18"	<b>0211-0107</b>	Inner (16)	<b>0211-0111</b>	Outer (16)	<b>0211-0115</b>
CRF250RX 22	18"	<b>0211-0107</b>	Inner (16)	<b>0211-0111</b>	Outer (16)	<b>0211-0115</b>
CRF450/RX/RL/L/X 19-22	18"	<b>0211-0107</b>	Inner (16)	<b>0211-0111</b>	Outer (16)	<b>0211-0115</b>
CR125/250R, CRF250/450/R/RWE/R-S	19"	<b>0211-0059</b>	Inner (16)	<b>0211-0078</b>	Outer (16)	<b>0211-0097</b>
CR125/250R, CRF450RX 95-22	21"	<b>0211-0060</b>	All (36)	<b>0211-0079</b>	-	-
CRF250RX 22	21"	<b>0211-0060</b>	All (36)	<b>0211-0079</b>	-	-
XR250/400/600/650R/650L 91-22	18"	<b>0211-0058</b>	Right (18)	<b>0211-0077</b>	Left (18)	<b>0211-0096</b>
XR250/400/600/650R 96-22	21"	<b>0211-0108</b>	All (36)	<b>0211-0112</b>	-	-
<b>HUSQVARNA</b>						
125-501FE/FR 15-22	18"	<b>0211-0065</b>	All (36)	<b>0211-0084</b>	-	-
125-501FS/FC 15-22	19"	<b>0211-0066</b>	All (36)	<b>0211-0085</b>	-	-
All models 15-22	21"	<b>0211-0067</b>	All (36)	<b>0211-0086</b>	-	-
<b>KAWASAKI</b>						
KX250/450X 22	18"	<b>0211-0061</b>	Outer (27)	<b>0211-0080</b>	Inner (9)	<b>0211-0098</b>
KX125/250F/250/450F <sup>1</sup>	18"	<b>0211-0061</b>	Outer (27)	<b>0211-0080</b>	Inner (9)	<b>0211-0098</b>
KX125/250F/250/450F 03-22	19"	<b>0211-0062</b>	Outer (27)	<b>0211-0081</b>	Inner (9)	<b>0211-0099</b>
KX125/250 06-08	21"	<b>0211-0063</b>	All (36)	<b>0211-0082</b>	-	-
KX250F 04-05	21"	<b>0211-0063</b>	All (36)	<b>0211-0082</b>	-	-
KX250/450/F/X, KLX450X 06-22	21"	<b>0211-0064</b>	All (36)	<b>0211-0083</b>	-	-
KLX450F 99-14	18"	<b>0211-0061</b>	Outer (27)	<b>0211-0080</b>	Inner (9)	<b>0211-0098</b>
<b>KTM</b>						
All EXC/MXC/XC/SX 1 98-22	18"	<b>0211-0065</b>	All (36)	<b>0211-0084</b>	-	-
All SX 98-22	19"	<b>0211-0066</b>	All (36)	<b>0211-0085</b>	-	-
All EXC/MXC/XC/SX 98-22	21"	<b>0211-0067</b>	All (36)	<b>0211-0086</b>	-	-
<b>SUZUKI</b>						
RM125/250 Rear <sup>1</sup>	18"	<b>0211-0068</b>	All (36)	<b>0211-0087</b>	-	-
RM125/250 Rear 88-09	19"	<b>0211-0069</b>	All (36)	<b>0211-0088</b>	-	-
RM125/250 Front 01-09	21"	<b>0211-0070</b>	All (36)	<b>0211-0089</b>	-	-
RMZ250 Rear <sup>1</sup>	18"	<b>0211-0061</b>	Outer (27)	<b>0211-0080</b>	Inner (9)	<b>0211-0098</b>
RMZ250 Rear 04-06	19"	<b>0211-0062</b>	Outer (27)	<b>0211-0081</b>	Inner (9)	<b>0211-0099</b>
RMZ250/450 Rear 07-22	19"	<b>0211-0072</b>	Inner (18)	<b>0211-0091</b>	Outer (18)	<b>0211-0101</b>
RMZ250 Front 04-06	21"	<b>0211-0063</b>	All (36)	<b>0211-0082</b>	-	-
RMZ250 Front 07-22	21"	<b>0211-0073</b>	All (36)	<b>0211-0092</b>	-	-
RMZ450 Front 05-22	21"	<b>0211-0073</b>	All (36)	<b>0211-0092</b>	-	-
<b>YAMAHA</b>						
WRF/YZF/YZ Rear 99-22	18"	<b>0211-0074</b>	Inner (18)	<b>0211-0102</b>	Outer (18)	<b>0211-0093</b>
All YZ/YZF/YZX/YZFX Rear 99-22	19"	<b>0211-0075</b>	Inner (18)	<b>0211-0116</b>	Outer (18)	<b>0211-0094</b>
All YZ/YZF/YZF/YZFX/WRF not for WR-R models Front 02-22	21"	<b>0211-0063</b>	All (36)	<b>0211-0082</b>	-	-

<sup>1</sup> Stock 19" rim will need to be replaced with corresponding 18" Moose rim.

## STAINLESS STEEL SPOKES

- Stainless steel spokes are interchangeable with Moose Racing and stock rims and hubs
- 304 grade stainless steel meets or exceeds OEM standards
- Consistent diameter design offers superior strength over stock
- Spokes come with matching nipples
- Sold in sets

FITS MODEL	RIM SIZE	PART #	FITS MODEL	RIM SIZE	PART #
<b>BETA</b>					
All models 15-21	18"	<b>0211-0046</b>	<b>GASGAS</b>		
All models 15-21	21"	<b>0211-0048</b>	All models 125-450 21	18"	<b>0211-0046</b>
			All models 125-450 21	19"	<b>0211-0047</b>
			All models 125-450 21	21"	<b>0211-0048</b>



STAINLESS STEEL SPOKES continued on next page




## STAINLESS STEEL SPOKES (CONT)

FITS MODEL	RIM SIZE	PART #	FITS MODEL	RIM SIZE	PART #
<b>HONDA</b>			<b>KTM</b>		
CR125/250R, CRF250R/450R 03-21 <sup>1</sup>	18"	<b>0211-0103</b>	All EXC/MXC/XC/SX 98-21 <sup>1</sup>	18"	<b>0211-0046</b>
CR125/250R, CRF250R/450R 03-21	19"	<b>0211-0040</b>	All SX 98-21	19"	<b>0211-0047</b>
CR125/250R, CRF250R/450R 03-21	21"	<b>0211-0041</b>	All SX/EXC/MXC/XC 98-21	21"	<b>0211-0048</b>
CRF250X/450X 04-21	18"	<b>0211-0103</b>	<b>SUZUKI</b>		
XR250/400/600/650R 96-07	21"	<b>0211-0104</b>	RM125/250 Rear 88-09	19"	<b>0211-0050</b>
XR250/400/600/650R/650I 91-21	18"	<b>0211-0039</b>	RM125/250 Front 01-09	21"	<b>0211-0051</b>
<b>HUSQVARNA</b>			RMZ250 Rear 04-06 <sup>1</sup>	18"	<b>0211-0042</b>
125-501FE/FR 15-21	18"	<b>0211-0046</b>	RMZ250 Rear 04-06	19"	<b>0211-0043</b>
125-501FS/FC 15-21	19"	<b>0211-0047</b>	RMZ250/450 Rear 07-21	19"	<b>0211-0053</b>
All models 15-21	21"	<b>0211-0048</b>	RMZ250 Front 04-06	21"	<b>0211-0044</b>
<b>KAWASAKI</b>			RMZ250 Front 07-21	21"	<b>0211-0054</b>
KX125/250F/250/450F 03-21 <sup>1</sup>	18"	<b>0211-0042</b>	RMZ450 Front 05-21	21"	<b>0211-0054</b>
KX125/250F/250/450F 03-21	19"	<b>0211-0043</b>	<b>YAMAHA</b>		
KX125/250 06-08	21"	<b>0211-0044</b>	WR/YZ Rear 99-21 <sup>1</sup>	18"	<b>0211-0055</b>
KX250F 04-05	21"	<b>0211-0044</b>	All YZ/YZF Rear 99-21	19"	<b>0211-0056</b>
KX250F/450F, KLX450X 06-21	21"	<b>0211-0045</b>	All YZ/YZF/WR Front 02-21 (except WR250R/X)	21"	<b>0211-0044</b>
KLX450R 08-09	18"	<b>0211-0042</b>			

<sup>1</sup> On machines with a stock 19" rim, the rim will need to be replaced with a corresponding 18" Moose rim.


## MX1 STAINLESS STEEL SPOKES

- Strong T302H stainless steel for maximum tensile strength
- Spokes are polished to maintain surface strength
- Interchangeable with Moose Racing and stock rims and hubs
- Must use with MX1 Spoke Nipples (sold separately)
- Precision threads match perfectly with MX1 Spoke Nipples (sold separately)
- Includes all spokes necessary to assemble one wheel



FITS MODEL	SIZE	GAUGE	SET PART #	INDIVIDUAL SPOKES LOCATION	INDIVIDUAL SPOKES PART #	FITS MODEL	SIZE	GAUGE	SET PART #	INDIVIDUAL SPOKES LOCATION	INDIVIDUAL SPOKES PART #
<b>BETA</b>						<b>HUSQVARNA (CONT)</b>					
125-501 all models 15-22	18"	8	<b>0211-0181</b>	-	-	All models 15-23	21"	8	<b>0211-0180</b>	-	-
All models 15-22	21"	8	<b>0211-0180</b>	-	-	125-501FS/FC 15-23	19"	8	<b>0211-0235<sup>1</sup></b>	-	-
<b>GASGAS</b>						All models 15-23	21"	8	<b>0211-0236<sup>1</sup></b>	-	-
All models 125-450 21-23	18"	8	<b>0211-0181</b>	-	-	<b>KAWASAKI</b>					
All models 125-450 21-23	19"	8	<b>0211-0182</b>	-	-	KX125/250F/250/450F 03-23	19"	8	<b>0211-0178</b>	-	-
All models 125-450 21-23	21"	8	<b>0211-0180</b>	-	-	<b>KTM</b>					
All models 125-450 21-23	19"	8	<b>0211-0235<sup>1</sup></b>	-	-	All EXC/MXC/XC/SX 98-23	18"	8	<b>0211-0181</b>	-	-
All models 125-450 21-23	21"	8	<b>0211-0236<sup>1</sup></b>	-	-	All SX 98-23	19"	8	<b>0211-0182</b>	-	-
<b>HONDA</b>						All EXC/MXC/XC/SX 98-23	21"	8	<b>0211-0180</b>	-	-
CR125/250R, CRF250/450R 03-23	19"	8	<b>0211-0175</b>	Outer (16)	<b>0211-0207</b>	All SX 98-23	19"	8	<b>0211-0235<sup>1</sup></b>	-	-
CR125/250R, CRF250/450R/X 95-23	21"	9	<b>0211-0174</b>	-	-	All EXC/MXC/XC/SX 98-23	21"	8	<b>0211-0236<sup>1</sup></b>	-	-
<b>HUSQVARNA</b>						<b>YAMAHA</b>					
125-501FE/FR 15-23	18"	8	<b>0211-0181</b>	-	-	WRF/YZF/YZ Rear 99-23	18"	8	<b>0211-0185</b>	-	-
125-501FS/FC 15-23	19"	8	<b>0211-0182</b>	-	-	All YZ/YZF Rear 99-23	19"	8	<b>0211-0186</b>	-	-

<sup>1</sup> Black finish.



## MX1 BILLET SPOKE NIPPLES

- CNC-machined 7075-T351 aircraft quality aluminum
- Polished, then anodized for a perfect finish
- Precision threads match perfectly with MX1 Stainless Steel Spokes (sold separately)
- Must use with MX1 Stainless Steel spokes (sold separately)
- Sets include 36 nipples – enough for all modern dirt bikes
- Available in 8 gauge or 9 gauge
- Available in nine colors: black, blue, green, gold, lake blue, orange, red, silver and ti-gray

GAUGE	SILVER	BLACK	BLUE	LAKE BLUE	RED	ORANGE	GREEN	GOLD	TI-GRAY
8	<b>0211-0187</b>	<b>0211-0188</b>	<b>0211-0189</b>	<b>0211-0194</b>	<b>0211-0190</b>	<b>0211-0192</b>	-	<b>0211-0195</b>	-
9	<b>0211-0196</b>	<b>0211-0197</b>	<b>0211-0198</b>	-	<b>0211-0199</b>	-	<b>0211-0202</b>	<b>0211-0204</b>	<b>0211-0200</b>






### MEN'S OVERLORD VENTED CE BOOTS

- Durable engineered textile uppers
- Mesh chassis provide airflow for hot weather riding
- Quick on/off with BOA® lacing system
- D3O® ankle inserts and reinforced shifter overlays
- Oil-resistant and slip-resistant outsoles
- Tested and certified according to Standard EN 13634:2017 level 1 1 1 1 SRA

SIZE	(A) BLACK	(B) GRAY
7	3403-1256	3403-1268
8	3403-1257	3403-1269
8.5	3403-1258	3403-1270
9	3403-1259	3403-1271



SIZE	(A) BLACK	(B) GRAY
9.5	3403-1260	3403-1272
10	3403-1261	3403-1273
10.5	3403-1262	3403-1274
11	3403-1263	3403-1275

SIZE	(A) BLACK	(B) GRAY
11.5	3403-1264	3403-1276
12	3403-1265	3403-1277
13	3403-1266	3403-1278
14	3403-1267	3403-1279



### MEN'S PATROL 3 WATERPROOF CE BOOTS

- Tough engineered textile/1000D polyester uppers with high-rebound EVA foam insoles
- Fast on/off with BOA® lacing system
- Waterproof and breathable boot linings for when the weather turns sour
- D3O® ankle inserts
- Oil-resistant and slip-resistant outsoles
- Tested and certified according to Standard EN 13634:2017 level 1 1 1 1 WR SRA

SIZE	(C) BLACK	(D) GRAY
7	3403-1280	3403-1292
8	3403-1281	3403-1293
8.5	3403-1282	3403-1294
9	3403-1283	3403-1295



SIZE	(C) BLACK	(D) GRAY
9.5	3403-1284	3403-1296
10	3403-1285	3403-1297
10.5	3403-1286	3403-1298
11	3403-1287	3403-1299

SIZE	(C) BLACK	(D) GRAY
11.5	3403-1288	3403-1300
12	3403-1289	3403-1301
13	3403-1290	3403-1302
14	3403-1291	3403-1303



## TECH 10 SUPERVENTED BOOTS

- Construction uses a highly breathable, perforated microfiber
- TPU feature is combined with ventilation zones and a new airflow system sole for breathability and superior ventilation
- Two large inlet ports on front of boot with exhausts at back for optimized levels of airflow and heat exchange
- Co-injected for strength and structure, the exclusive TPU and rubber compound panels provide superb levels of grip contact, durability and heat-resistance
- The contoured calf protector ergonomically wraps around the rear leg and is constructed from a dual density compound rear blade system to offer progressive dampening of excessive torsional forces
- Shin plate features a new anatomic design for reduced surface area and weight-saving
- Completely re-designed sole with proprietary grip sculpturing to improve footpeg performance, grip and mud and water run-off
- Exclusive dual compound sole is seamlessly integrated to the multi-density foot base structure with built-in support
- The sole offers superior durability, grip and feel while riding, and improved performance on the shifter
- Innovative, lightweight upper combines advanced lightweight microfiber with an impact and abrasion resistant TPU shell
- The foot shell features five different compounds in a single lightweight piece to offer strength while maintaining flexibility and structural integrity
- The foot shell incorporates heel and toe protection and is highly resistant against abrasion and impact while adding to the boot's overall durability
- The foot shell also includes an integrated shank for support and structural integrity
- Frontal protection features a dual closure system with an internal microfiber flap, plus hook-and-loop fasteners for a precise fit closure attached securely with a micro-adjustable, easy to operate, lightweight buckle
- The shin incorporates a unique TPU blade system engineered to prevent frontal hyperextension and offer greater flex control
- Soft microfiber gaiter helps seal out excessive water and dirt entry, while the 3D mesh lining ensures improved air circulation and comfort 3D mesh lining incorporates anti-sliding suede on heel area to keep the foot located inside the boot
- Highly ventilated perforated padding for optimized ventilation and airflow
- Perforated footbed for additional cooling
- The central sole insert features a micro grip and side hooking grip design
- It is easily replaceable and Alpinestars offers a full sole replacement and boot repair service
- Inner boot has a mesh construction for optimal levels of airflow
- Anatomically optimized for weight-saving and ergonomics, the new mechanical buckle closure system features a nylon and fiberglass compound for improved durability and strength
- The new slim-line buckle closure system includes high-impact bridge closures which are cold forged for precision and strength
- The buckle closure system features a memory and a quick-release/locking system with self-aligning design for easy, precise closure and improved riding performance and security
- All buckles are easily replaceable
- Air vents on the PU lateral calf plus breathable mesh insert improve comfort and reduce fatigue on short and long rides
- Alpinestars Dynamic Heel Compression Protector (DHCP), an innovative safety feature which includes a fully integrated collapsible heel area with expanded polyfoam to absorb high impact energies during a crash
- New performance double pivot motion control system feature
- Medial and lateral double pivot system for improved levels of flexibility and precision control
- Engineered bi-density front flexion control is strategically positioned over the mesh area, combined with a dual front blade system and shock absorber insert to offer mechanical progressive force release to dampen and absorb impact energies
- Re-designed dual density TPU rear blade system is engineered to prevent hyperextension while offering improved flex control and impact resistance
- Evolutionary new shin plate design with ventilation windows strategically positioned to allow more ventilation without compromising the impact protection
- 3D higher spring insole creates an effective cooling system using air channels within the sole for optimal levels of ventilation, while also creating a cushioning effect for enhanced levels of comfort
- The following standards apply to this product: EN 13634: 2017
- Please see pages 558-559 of the 2022 Parts Europe Helmet & Apparel catalog for Alpinestars' full line of Tech 10 Supervented boots



SIZE	(A) B/B/B/P	(B) WHITE/RED
7	3410-2783	3410-2791
8	3410-2784	3410-2792
9	3410-2785	3410-2793

SIZE	(A) B/B/B/P	(B) WHITE/RED
10	3410-2786	3410-2794
11	3410-2787	3410-2795
12	3410-2788	3410-2796

SIZE	(A) B/B/B/P	(B) WHITE/RED
13	3410-2789	3410-2797
14	3410-2790	3410-2798





A



B



C

## TECH 10 BOOTS

- Combine dual front and rear blade connectors
- Provide a complete and seamless flexion control system, from the foot shell all the way up to the shin plate
- Engineered to 'float' freely between the lower and upper boot construction
- Asymmetrical, dual pivot arms on boot frame
- A unique feature is the ankle control system developed in the outer shell construction, allowing natural ankle movement, vertical compression control and improved impact protection
- Asymmetrical medial and lateral double pivot system for improved levels of flexibility and precision for both independent and synchronized movement
- Redesigned dual-density TPU rear blade system engineered to prevent hyperextension while offering improved flex control and impact resistance
- Dynamic Heel Compression Protector (DHCP), an innovative safety feature which includes a fully integrated collapsible heel area with expanded poly-foam to absorb high impact energies during a crash
- Features lighter, anatomically redesigned medial and lateral torsion arms
- Double pivot system allows the Tech 10 to retain its integrity while flexing
- Low-profile, pull-on design for reduce material build, less weight and to facilitate easier and quicker wearing
- Innovative flexion inserts work seamlessly with a flex support system for ultimate in performance
- TPU protection and shock absorbing padding on the heel and ankles
- Constructed from a dual-density compound and combined with the rear blade system
- Energy dissipating shin plate features an anatomic design for reduced surface area and weight-saving

- Completely redesigned sole with proprietary grip sculpturing to improve footpeg performance, grip and mud and water run-off
- Exclusive dual-compound sole is seamlessly integrated to the multi-density foot base structure with built-in support
- Slim-line buckles include high-impact bridge closures which are cold forged for precision and strength
- Closure system features contra-closure, doubling closure security and a quick release/locking system with self-aligning, memory design for easy, precise closure and improved riding performance and security
- Soles and buckles are easily replaceable
- Chassis combines advanced lightweight microfiber and impact and abrasion resistant TPU shell
- Foot shell features five different compounds in a single lightweight piece to offer strength while maintaining flexibility and structural integrity
- Soft microfiber gaiter helps seal out excessive water and dirt entry
- Poly-fabric lining with 3D open cell foam incorporates anti-slip suede in heel area, keeping the foot located inside the boot
- The following standards apply to this product: EN 13634:2017
- Please see pages 560-561 of the 2022 Parts Europe Helmet & Apparel catalog for Alpinestars' full line of Tech 10 boots

SIZE	(A) BLACK/FL. RED	(B) BLACK/RED/ ORANGE/WHITE	(C) BLUE/BLACK
7	3410-2759	3410-2767	3410-2775
8	3410-2760	3410-2768	3410-2776
9	3410-2761	3410-2769	3410-2777
10	3410-2762	3410-2770	3410-2778

SIZE	(A) BLACK/FL. RED	(B) BLACK/RED/ ORANGE/WHITE	(C) BLUE/BLACK
11	3410-2763	3410-2771	3410-2779
12	3410-2764	3410-2772	3410-2780
13	3410-2765	3410-2773	3410-2781
14	3410-2766	3410-2774	3410-2782





## TECH 7 BOOTS



- Upper is constructed from a light microfiber that provides flexibility and abrasion resistance
- TPU shin-plate construction and a reinforced hook-and-loop closure offers for comfortable, highly customized fits
- TPU blade system provides flexibility while helping prevent frontal hyperextension
- Wide entry aperture and a hook-and-loop upper closure TPR flap allows for a broad range of calf-fit adjustments for comfort and support
- Single-piece TPU panel with honeycomb sculpturing for maximum grip contact with bike and improved heat and abrasion resistance on the medial facing area
- Top rear flexion of the boot is supported around the calf by an innovative TPU sliding blade system helps to dissipate friction
- Ergonomic buckle system offers secure and highly personalized fit
- Innovative TPU lateral ankle protection provides biomechanical link between the middle lateral and the bottom lateral of the boot
- Instep and Achilles accordion flex zones for superior support and control
- Toes protected by metal shank-reinforced TPU shell
- Microfiber gaiter helps keep out water and dirt
- Polymer buckles with aluminum frames provide self-aligning, quick-release closures for personalized fits

SIZE	(A) BLACK/BLUE/RED/WHITE	(B) BLACK/BLUE/YELLOW
7	3410-2799	3410-2807
8	3410-2800	3410-2808
9	3410-2801	3410-2809
10	3410-2802	3410-2810



- Breathable mesh 3D liner with anti-sliding microfiber suede reinforcement in the heel
- Shock absorbing soft poly-foam surrounds around ankles and collar
- Removable anatomic footbed
- High-grip, double-density rubber outer sole
- Replaceable sole
- The following standards apply to this product: EN 13634:2017
- Please see pages 562-563 of the 2022 Parts Europe Helmet & Apparel catalog for Alpinestars' full line of Tech 7 boots

SIZE	(A) BLACK/BLUE/RED/WHITE	(B) BLACK/BLUE/YELLOW
11	3410-2803	3410-2811
12	3410-2804	3410-2812
13	3410-2805	3410-2813
14	3410-2806	3410-2814

## TECH 7 ENDURO BOOTS



- Upper is constructed from light, innovative microfiber that is flexible and abrasion resistant
- Innovative, evolutionary TPU shin plate construction for a greater range of fitment
- Shin plate features a reinforced hook-and-loop closure for a comfortable, customized fit
- Shin zone incorporates a TPU blade system engineered to prevent frontal hyperextension and offer greater flex control
- Specially designed sole provides enduro riders with superior grip, durability, feel and a high level of structural rigidity
- Wide entry aperture for convenience with a hook-and-loop upper closure with TPU flap to allow a wide range of calf fitment adjustment and support
- Medial-facing area is constructed from one-piece TPU panel with a honeycomb structure for maximum grip contact with the bike and improved heat- and abrasion-resistance
- Top rear flexion of the boot is supported around the calf by an innovative TPU sliding blade system which dissipates the friction
- Ergonomic buckle system offers a secure and highly personalized fit
- Innovative TPU lateral ankle protection provides a biomechanical link between the middle lateral and the bottom lateral of the boot
- Instep and Achilles accordion flex zones constructed for superior control and support
- TPU lower shell is reinforced with a metal shank and includes toe reinforcement for impact and abrasion resistance

SIZE	BLACK/RED
7	3410-2863
8	3410-2864
9	3410-2865

SIZE	BLACK/RED
10	3410-2866
11	3410-2867
12	3410-2868

- Extended microfiber gaiter helps seal out water and dirt
- Closure system includes polymer buckles plus an aluminum frame with innovative, self-aligning quick-release closures for a custom, secure fit
- All buckles are replaceable
- Breathable mesh 3D liner with anti-sliding microfiber suede reinforcement on the heel area
- Soft poly-foam surrounds the ankles and collar to offer comfort and shock-absorbing performance
- Removable anatomic footbed
- Exclusive high-grip rubber dual-density compound outer sole
- Sole is replaceable
- Please see page 564 of the 2022 Parts Europe Helmet & Apparel catalog for Alpinestars' full line of Tech 7 Enduro boots

SIZE	BLACK/RED
13	3410-2869
14	3410-2870





A



B

### TECH 7 ENDURO DRYSTAR® BOOTS

- Upper constructed from light, innovative microfiber that is flexible and abrasion resistant
- Innovative, evolutionary TPU shin-plate construction for greater range of fitment features a reinforced hook-and-loop closure for a comfortable, highly customized closure
- Specifically designed sole provides Enduro riders with superior durability, grip, feel and a high level of structural rigidity
- Wide entry aperture for convenience with hook-and-loop upper closure TPR flap to allow a broad range of calf fit adjustment and support
- Medial-facing area constructed from one-piece TPU panel with honeycomb sculpturing for maximum grip and contact with bike and improved heat and abrasion resistance
- Top rear flexion of the boot is supported around the calf by an innovative TPU sliding blade system which dissipates friction
- Ergonomic buckle system offers a secure and highly personalized closure
- Innovative TPU lateral ankle protection provides biomechanical link between the middle lateral and the bottom lateral of the boot
- The instep and Achilles accordion flex zones are constructed for superior control and support
- TPU lower shell is reinforced with a metal shank and includes toe reinforcement for impact and abrasion resistance
- Extended microfiber gaiter helps seal out excessive water and dirt
- New closure system includes polymer buckles plus an aluminum frame with innovative self-aligning, quick-release closures for a customized secure fitment
- All buckles are easily replaceable
- Drystar® membrane subtly incorporated into chassis for 100% performance against wet penetration
- Soft polyfoam surrounds the ankles and collar to offer comfort and shock absorbing performance
- Removable anatomic footbed
- Exclusive high grip rubber double density compound outer sole
- Sole and footbeds are replaceable
- The following standards apply to this product: EN 13634: 2017
- Please see page 565 of the 2022 Parts Europe Helmet & Apparel catalog for Alpinestars' full line of Tech 7 Enduro Drystar boots

SIZE	(A) GRAY/SD	(B) BLACK/WHITE
7	3410-2847	3410-2855
8	3410-2848	3410-2856
9	3410-2849	3410-2857
10	3410-2850	3410-2858

SIZE	(A) GRAY/SD	(B) BLACK/WHITE
11	3410-2851	3410-2859
12	3410-2852	3410-2860
13	3410-2853	3410-2861
14	3410-2854	3410-2862



## TECH 5 BOOTS

- Upper constructed from innovative and lightweight microfiber material with action leather on toe box
- Redesigned instep and Achilles accordion flex zones
- Contoured TPU calf protector plate, TPU higher medial protector and TPU outer lateral ankle
- Injected TPU shin plate connected with the TPU medial protector panel
- Hook-and-loop upper closure and TPR flap for broad-ranging calf fit adjustment and support
- TPU higher medial protector is designed with technical texture for improved grip
- Biomechanical pivot
- Ergonomic TPU triple buckle straps
- Incorporates innovative one-piece TPU injected dual-compound foot shell, reinforced by a metal shank inside and co-injected toe reinforcement
- TPU heel patch connected with shell and lateral/medial TPU sections
- Extended PU synthetic gaiter helps seal out excessive water and dirt entry
- Soft poly foam surrounds the ankles and collar



SIZE	(A) FLUO ORANGE/BLUE/FLUO YELLOW	(B) BLUE/WHITE
7	3410-2815	3410-2823
8	3410-2816	3410-2824
9	3410-2817	3410-2825
10	3410-2818	3410-2826



- Full inner textile lining
- Closure system includes four polymer buckles with an innovative closure system that includes a ratchet with memory and a quick-release/locking system with self-aligning design for precise closure; all buckles are replaceable
- Replaceable anatomic EVA footbed with textile lining on top
- Exclusive high-grip rubber compound outsole
- Sole is replaceable
- The following standards apply to this product: EN 13634:2017
- Please see page 566 of the 2022 Parts Europe Helmet & Apparel catalog for Alpinestars' full line of Tech 5 boots

SIZE	(A) FLUO ORANGE/BLUE/FLUO YELLOW	(B) BLUE/WHITE
11	3410-2819	3410-2827
12	3410-2820	3410-2828
13	3410-2821	3410-2829
14	3410-2822	3410-2830

## TECH 3 BOOTS

- Upper boot is made from innovative, lightweight microfiber material that is flexible and lightweight
- Light microfiber on front and rear bellows for more comfort in flexible areas
- Toe box is made of synthetic material for high abrasion resistance
- Extended PU synthetic gaiter helps seal out water and dirt
- Contoured TPU calf plate, TPU higher medial plate, TPU outer lateral ankle guard and TPU heel counter provide support and resistance to impacts
- Rear TPU gaiter patch applied on the top of the TPU calf protector for added impact resistance and comfort on the rear flex zone
- Injected TPU shin plate connected to the TPU medial panel
- Hook-and-loop upper boot closure with TPR flap for a custom fit and support
- TPU higher medial guard is designed with a technical texture for improved grip
- Biomechanical medial blade system allows a good front/rear flex to provide support and impact resistance to the ankle
- Ergonomic TPU triple buckle straps wrap harmoniously from the front flex medial protector to the lateral side without compromising the flex of the boot
- Closure system includes three polymer buckles with ratchet memory and a quick-release/locking system with self-aligning design for easy, precise closure; buckles are replaceable



SIZE	(C) WHITE/RED/BLUE	(D) RED/BLUE/YELLOW
7	3410-2831	3410-2839
8	3410-2832	3410-2840
9	3410-2833	3410-2841
10	3410-2834	3410-2842



- Innovative one-piece TPU injected dual-compound foot shell is reinforced with a metal shank inside an injected toe reinforcement
- Soft foam surrounds the ankle and boot collar for comfort and shock-absorbing performance
- Boot lining is textile for added comfort
- Replaceable EVA footbed with a textile lining on top
- Exclusive high-grip rubber sole compound replaceable outsole
- The following standards apply to this product: EN 13634:2017
- Please see page 567 of the 2022 Parts Europe Helmet & Apparel catalog for Alpinestars' full line of Tech 3 boots

SIZE	(C) WHITE/RED/BLUE	(D) RED/BLUE/YELLOW
11	3410-2835	3410-2843
12	3410-2836	3410-2844
13	3410-2837	3410-2845
14	3410-2838	3410-2846





## TECH T BOOTS

- Upper constructed from a combination of full-grain leather and innovative microfiber for durability and abrasion resistance
- Extended front and rear accordion stretch zones for improved flex, control and support
- Double-density TPU ankle protector disks are layered under the upper and backed by polyfoam padding
- Ergonomically contoured shin plate is injected with high-modulus TPU for high-level impact and abrasion resistance
- Wide entry aperture for convenience with hook-and-loop upper closure TPR flap to allow broad-ranging calf fit adjustment and support
- 3D mesh textile with open cell foam for improved air circulation and comfort
- Extended PU synthetic gaiter helps seal out excessive water and dirt entry
- Soft polyfoam reinforcement on ankles and collar for long-lasting comfort and shock absorption
- Three-buckle closure system with memory, featuring an integrated quick-release/locking system closure
- Buckles are injected with high-impact-resistant techno polymer
- Internal toe box and heel counter protection is layered under the upper for durability



- Leather shift pad for abrasion resistance and structural protection
- Polymer insole with integrated steel shank reinforcement for structure and support to the arch area
- Exclusive compound rubber sole with high grip, rough terrain design
- Outsole is replaceable
- Replaceable anatomic footbed for comfort and support ensures even weight distribution
- Please see page 569 of the 2022 Parts Europe Helmet & Apparel catalog for Alpinestars' full line of Tech-T boots

SIZE	RED/BLACK/WHITE
7	3410-2871
8	3410-2872

SIZE	RED/BLACK/WHITE
9	3410-2873
10	3410-2874

SIZE	RED/BLACK/WHITE
11	3410-2875
12	3410-2876

## TECH 7S BOOTS

- Specifically designed and sized for junior and/or smaller framed riders
- PU-reinforced microfiber upper for flexibility, abrasion-resistance, water-resistance and weight-saving
- Material ensures consistent fit and is easy to maintain and clean
- Contoured shin plate is injected with high-modulus TPU for excellent levels of impact- and abrasion-resistance
- Medial facing side incorporates TPU panel with specially designed sculpturing for maximum grip contact with bike and improved heat- and abrasion-resistance
- One-piece injected dual compound foot shell with co-injected hard toe protector and integrated steel shank
- Shell is highly resistant to abrasion and impact, adds to the boot's overall durability and improves boot's streamlining
- Excellent flexion provided by low-profile medial and lateral pivot system to offer movement and support
- Instep and Achilles accordion flex zones constructed for superior control and support
- Extended microfiber gaiter helps seal out excessive water and dirt entry
- Compound sole is seamlessly integrated into the base structure for superior durability, high-performing rubber grip patterning, and feel
- Sole is replaceable
- Soft poly foam reinforcement on ankles and collar for long-lasting comfort and shock absorption
- Removable anatomic footbed for comfort and support ensures even weight distribution



- 3D mesh textile with open cell foam for improved air circulation and comfort
- Buckle closure system incorporates polymer and fiberglass buckle arms and high-impact aluminum bridge closures for durability and weight-saving
- Buckle system features memory and a quick release/locking system with self-aligning design for easy, precise closure and improved riding performance and security
- All buckles are easily replaceable
- The following standards apply to this product: EN 13634:2017
- Please see pages 580-581 of the 2022 Parts Europe Helmet & Apparel catalog for Alpinestars' full line of Tech 7S boots

SIZE	BLACK/BLUE/YELLOW
2	3411-0620
3	3411-0621

SIZE	BLACK/BLUE/YELLOW
4	3411-0622
5	3411-0623

SIZE	BLACK/BLUE/YELLOW
6	3411-0624
7	3411-0625

SIZE	BLACK/BLUE/YELLOW
8	3411-0626