



## POWER VISION 3

- Flash ECU via vehicle diagnostic connector; no need to open or remove ECU from vehicle
- Read original tune via diagnostic connector - allows you to restore ECU at anytime
- Display and/or log vehicle data channels in real-time
- Hindsight feature captures the last two minutes of data with the touch of a button
- Weather resistant for use in all conditions
- Support for popular aftermarket performance parts
- Fueling revised for maximum power and torque
- Spark timing optimized for pump or race gas
- Rev and speed limits raised
- Torque limiting functions reduced or eliminated
- Revised drive-by-wire throttle profiles



FITS MODEL	PART #
<b>CAN-AM</b>	
Maverick X3 17-19	<b>1020-3138</b>
Maverick Sport 19	<b>1020-3140</b>
Maverick Turbo 15-17	<b>1020-3139</b>
Commander 800 11-19	<b>1020-3141</b>
Maverick Trail 800 19	<b>1020-3140</b>
Commander 1000 11-19	<b>1020-3141</b>
Defender 18-19	<b>1020-3142</b>
Maverick Trail 1000 18-19	<b>1020-3140</b>

FITS MODEL	PART #
<b>POLARIS</b>	
Ranger 150/500/570 17-18	<b>1020-3157</b>
Sportsman 450/570/850/1000 17-18	<b>1020-3154</b>
RZR900 15-18	<b>1020-3148</b>
RS1 18-19	<b>1020-3158</b>
General 1000 16-19	<b>1020-3151</b>
Ranger XP1000 17-19	<b>1020-3152</b>
RZRS1000 16-18	<b>1020-3153</b>
XP1000 14-18	<b>1020-3149</b>



## POWER COMMANDER V FOR HONDA

- Reduced size from PCIII USB (less than half the size of PCIII)
- USB powered from computer (9V adapter is no longer needed for programming)
- Two-position map-switching function built in (map switch not included)
- Gear/speed input (allows for map adjustment based on gear and speed)
- Analog input (allows user to install any 0-5V sensor and build an adjustment table based on its input such as boost or temperature)
- With gear-position input connected, the PCV is capable of allowing each cylinder to be mapped individually and for each gear
- Unit has a -100/+250% fuel change range (up from -100/+100%), which allows more adjustment
- Ten throttle position columns (up from nine on PCIII USB)
- Enhanced "accel pump" utility (increased adjustment and ranges)



FITS MODEL	PART #	FITS MODEL	PART #
CRF125F 19	<b>1020-3174<sup>1</sup></b>	CRF450L/X 19	<b>1020-3173<sup>2</sup></b>
CRF250F 19	<b>1020-3175<sup>1</sup></b>		

<sup>1</sup> Fuel and ignition.  
<sup>2</sup> Fuel only.

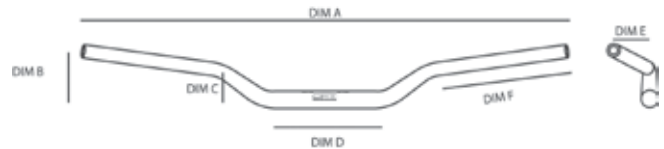


## CFT PODIUM MX HANDLEBARS

- Utilizing our patent pending Controlled Flex Technology, the CFT crossbar allows the handlebar to naturally flex at a controlled rate
- The results provide reduced vibration and rider fatigue
- Controlled Flex Technology crossbar with built-in elastomer for lower vibration
- Constructed of high-strength seamless double-buttet 2014-T6 alloy
- Each handlebar shot-peened and hard anodized for improved durability
- Oversized 28,6 mm (1<sup>1</sup>/<sub>8</sub>" ) clamp diameter improves bar/clamp grip (requires "oversized" bar mounts)
- Ti-colored clamps, crossbar connector and matching ODI graphics
- Lightly knurled left slide helps grip bar adhesion, without interfering with Lock-On Grips
- Includes injection-molded high-density ODI crossbar pad
- Other color options available separately



0601-2534



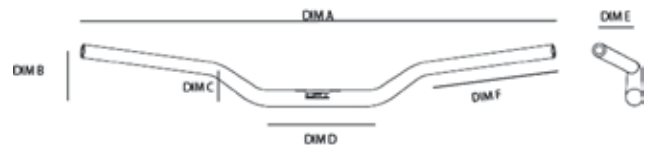
DESCRIPTION	PART #	A - WIDTH (MM)	B - HEIGHT (MM)	C - RISE (MM)	D - BASE (MM)	F - CONTROL LENGTH (MM)
Honda/Kawasaki OE bend (901)	<b>0601-2533</b>	802	99	65	200	54
McGrath bend (902)	<b>0601-2534</b>	805	83	40	205	55
Champ bend (907)	<b>0601-2535</b>	805	93	50	205	55
Country Boy bend (914)	<b>0601-2536</b>	803	92	56	210	57
Shorty bend (929)	<b>0601-2537</b>	802	80	49	205	60
CR Hi bend (930)	<b>0601-2538</b>	795	95	70	205	62

## PODIUM 22 MM (7/8") OE REPLACEMENT HANDLEBARS

- Solid crossbar
- 22 mm (7/8") diameter to work on many OEM, mini and ATV clamp diameter
- Laser Etched ODI graphics
- Knurled left slide helps with grip bar adhesion
- Constructed of 7075 alloy for added strength
- Includes black crossbar pad



0601-2531




### ATV

DESCRIPTION	PART #	A - WIDTH (MM)	B - HEIGHT (MM)	C - RISE (MM)	D - BASE (MM)	E - SWEEP (MM)
ATV Race (781) gray	<b>0601-2531</b>	806	150	95	125	75
ATV Race (781) black	<b>0601-4137</b>	806	150	95	125	75

### DIRT BIKES

DESCRIPTION	PART #	A - WIDTH (MM)	B - HEIGHT (MM)	C - RISE (MM)	D - BASE (MM)	F - CONTROL LENGTH (MM)
Honda/Kawasaki OE bend (701)	<b>0601-2529</b>	802	99	65	200	54
Henry/Reed (766)	<b>0601-2530</b>	803	92	56	210	57
McGrath (702)	<b>0601-4136</b>	805	83	40	205	55
<b>MINI MX</b>						
KX Mini (780)	<b>0601-3070</b>	730	100	85	95	63
KX Super Mini	<b>0601-4138</b>	740	118	83	95	42
KTM 65SX (723)	<b>0601-3071</b>	744	80	72	110	49
KTM 65SX (723) (black)	<b>0601-4157</b>	744	80	72	110	49
KTM 50SX (725)	<b>0601-3072</b>	668	84	65	90	48



### PODIUM FLIGHT MX HANDLEBARS

- Constructed of high-strength seamless double-buttet 2014-T6 alloy
- Each handlebar has been shot-peened and hard anodized for improved durability
- Oversized 28,6 mm (1<sup>1</sup>/<sub>8</sub>" ) Clamp Diameter improves Bar/Clamp Grip (requires "oversized" bar mounts)
- Lightly Knurled left slide helps with grip bar adhesion, without interfering with Lock-On Grips
- Stealth Podium FLIGHT 2-Toned graphics
- Includes injection-molded high-density ODI foam bar pad

DESCRIPTION	COLOR	PART #	A - WIDTH (MM)	B - HEIGHT (MM)	C - RISE (MM)	D - BASE (MM)	F - CONTROL LENGTH (MM)
Hon/Kaw OE (601)	Black	<b>0601-3073</b>	802	99	65	200	54
	Silver	<b>0601-3074</b>	802	99	65	200	55
	Red	<b>0601-3075</b>	802	99	65	200	56
McGrath (602)	Black	<b>0601-3076</b>	805	83	40	205	55
	Red	<b>0601-3077</b>	805	83	40	205	56
	Blue	<b>0601-3078</b>	805	83	40	205	57
Champ (607)	Black	<b>0601-3079</b>	805	93	50	205	55
	Red	<b>0601-3080</b>	805	93	50	205	56
	Blue	<b>0601-3081</b>	805	93	50	205	57
Country Boy (614)	Black	<b>0601-3082</b>	803	92	56	210	57
	Blue	<b>0601-3083</b>	803	92	56	210	58
	Silver	<b>0601-3084</b>	803	92	56	210	59
Shorty (629)	Black	<b>0601-3085</b>	802	80	49	205	60
	Orange	<b>0601-3086</b>	802	80	49	205	61
CR High (630)	Black	<b>0601-3087</b>	795	95	70	205	62
	Red	<b>0601-3088</b>	795	95	70	205	63
KTM (626)	Black	<b>0601-3089</b>	805	95	68	130	42
	Orange	<b>0601-3090</b>	805	95	68	130	42



## MAGURA

### HYMEC HYDRAULIC CLUTCH SYSTEM FOR HONDA CRF1000L AFRICA TWIN 16-18

- 167 Black Master cylinder
- Up to 25% less clutch pull
- No maintenance and self adjusting
- Smooth hydraulic feel with clear and consistent pressure point
- Operates on mineral oil which doesn't draw moisture and won't harm paint or finish
- Forged break-away lever blade with reach adjust is ready to mount
- Clutch safety switch included



DESCRIPTION	PART #
Hymec hydraulic clutch system	<b>0612-0460</b>



### UTV LED LIGHTED MIRRORS

- 6063 die-cast billet aluminum housing with a fully adjustable glass mirror
- Fully adjustable 44,5 mm-51 mm (1,75"-2,00") tube mount included
- Integrated LEDs for use as running lights
- Complete with plug-n-play wiring harness and lighted rocker switch
- Sold as a pair



DESCRIPTION	PART #
LED lighted mirrors	<b>0640-1381</b>



### CARRIER BEARING FOR POLARIS

- Factory Polaris carrier bearing is notorious for premature wear, leaving you with vibration that will lead to other drivetrain parts failures down the road

FITS MODEL	PART #
General 1000 16-19 (all)	<b>1205-0328</b>
RZR 900 15-19 (all)	<b>1205-0328</b>
RZR 1000 XP 14-19 (all)	<b>1205-0328</b>
RZR Turbo 16-17 (all)	<b>1205-0328</b>







## PISTON KITS (CONT)

### OFFROAD APPLICATIONS (CONT)

FITS MODEL	SIZE (MM)	PISTON KIT PART #
<b>SUZUKI (CONT)</b>		
RM80 86-87	47,45	<b>0910-4886</b>
RM85 02-19	47,95	<b>0910-4829</b>
	47,96	<b>0910-4830</b>
	47,97	<b>0910-4831</b>
	52,45	<b>0910-4898</b>
RM100 03-05	52,45	<b>0910-4898</b>
RM125 81-84	53,94	<b>0910-5541</b>
RM125 89-99	53,95	<b>0910-4763</b>
	53,96	<b>0910-4764</b>
	53,97	<b>0910-4765</b>
RM125 00-03	53,95	<b>0910-4770</b>
	53,96	<b>0910-4771</b>
	53,97	<b>0910-4772</b>
RM125 04-12	53,95	<b>0910-4823</b>
	53,96	<b>0910-4824</b>
	53,97	<b>0910-4825</b>
	66,94	<b>0910-4731</b>
RM250 89-95	66,95	<b>0910-4732</b>
	66,96	<b>0910-4733</b>
	66,34	<b>0910-4769</b>
RM250 00-02	66,35	<b>0910-5496</b>
	66,36	<b>0910-5497</b>
	66,34	<b>0910-4806</b>
RM250 03-12	66,35	<b>0910-4807</b>
	66,36	<b>0910-4808</b>
	<b>YAMAHA</b>	
PW50 81-17	39,95	<b>0910-5587</b>

FITS MODEL	SIZE (MM)	PISTON KIT PART #
<b>YAMAHA (CONT)</b>		
YZ65 18-19	43,5	<b>0910-5590</b>
BW80 86-90	47,45	<b>0910-5579</b>
PW80 91-06	47,45	<b>0910-5579</b>
YZ85 02-19	47,45	<b>0910-4832</b>
	47,46	<b>0910-4833</b>
	47,47	<b>0910-4834</b>
YZ125 86-88	55,94	<b>0910-5540</b>
YZ125 94-96	53,94	<b>0910-5538</b>
	53,95	<b>0910-5539</b>
YZ125 98-01	54,45	<b>0910-4816</b>
	53,95	<b>0910-4819</b>
	53,96	<b>0910-4820</b>
YZ125 02-04	53,97	<b>0910-4821</b>
	53,94	<b>0910-4787</b>
	53,95	<b>0910-4788</b>
	53,96	<b>0910-4789</b>
YZ125 05-19	53,94	<b>0910-4853</b>
	53,96	<b>0910-4854</b>
	53,97	<b>0910-4855</b>
DT200 88-91	65,94	<b>0910-5502</b>
WR200 92-98	65,94	<b>0910-5502</b>
IT250 78-80	70,44	<b>0910-5570</b>
	71,94	<b>0910-5571</b>
IT250 83	68,44	<b>0910-5568</b>
	68,44	<b>0910-5547</b>
WR250 88-91	68,94	<b>0910-5548</b>

FITS MODEL	SIZE (MM)	PISTON KIT PART #
<b>YAMAHA (CONT)</b>		
WR250 88-91 (CONT)	69,44	<b>0910-5549</b>
	67,94	<b>0910-5551</b>
	70,44	<b>0910-5570</b>
YZ250 76-79	71,94	<b>0910-5571</b>
	68,44	<b>0910-5547</b>
	68,94	<b>0910-5548</b>
YZ250 88-91	69,44	<b>0910-5549</b>
	67,94	<b>0910-5551</b>
	67,94	<b>0910-5551</b>
YZ250 92-98	67,94	<b>0910-4734</b>
	67,95	<b>0910-4735</b>
	67,96	<b>0910-4736</b>
YZ250 99-19	66,35	<b>0910-4877</b>
	66,36	<b>0910-4878</b>
	66,37	<b>0910-4879</b>

### ATV APPLICATIONS

FITS MODEL	SIZE (MM)	PART #
<b>HONDA</b>		
ATC250R 84-85, TRX250R 85-86	66,94 (+1,00)	<b>0910-5559</b>
<b>POLARIS</b>		
ATV300 94-00	76,43 (+2,00)	<b>0910-5519</b>
ATV400 95-02	83,43 (+0,50)	<b>0910-5520</b>
	83,93 (+1,00)	<b>0910-5521</b>
Ranger RZR800 07-14	79,93 (Std.)	<b>0910-5592</b>
	81,93 (+2,00)	<b>0910-5593</b>
	82,93 (+3,00)	<b>0910-5594</b>
	84,93 (+5,00)	<b>0910-5595</b>
Sportsman 800 05-12	79,93 (Std.)	<b>0910-5592</b>
	81,93 (+2,00)	<b>0910-5593</b>
	82,93 (+3,00)	<b>0910-5594</b>
	84,93 (+5,00)	<b>0910-5595</b>
RZR XP4 4x4 12-14	92,95 (Std.)	<b>0910-5596</b>
	94,95 (+2,00)	<b>0910-5597</b>
	95,95 (+3,00)	<b>0910-5598</b>
	97,95 (+5,00)	<b>0910-5599</b>
RZR XP900 11-14	92,95 (Std.)	<b>0910-5596</b>
	94,95 (+2,00)	<b>0910-5597</b>
	95,95 (+3,00)	<b>0910-5598</b>
	97,95 (+5,00)	<b>0910-5599</b>
RZR1000 14	94,94 (+2,00)	<b>0910-5600</b>
	95,94 (+3,00)	<b>0910-5601</b>
	97,94 (+5,00)	<b>0910-5602</b>

FITS MODEL	SIZE (MM)	PART #
<b>YAMAHA</b>		
YFZ200 Blaster 88-06	65,94 (Std.)	<b>0910-5525</b>
	66,44 (+0,50)	<b>0910-5526</b>
	66,69 (+0,75)	<b>0910-5527</b>
	66,94 (+1,00)	<b>0910-5528</b>
	67,44 (+1,50)	<b>0910-5529</b>
	67,94 (+2,00)	<b>0910-5530</b>
YFZ350 Banshee 87-06	64,44 (+0,50)	<b>0910-4791</b>
	64,69 (+0,75)	<b>0910-4792</b>
	64,94 (+1,00)	<b>0910-4793</b>
	65,19 (+1,25)	<b>0910-4794</b>
YFM700 Grizzly 07-13	65,44 (+1,50)	<b>0910-4795</b>
	65,94 (+2,00)	<b>0910-4796</b>
	101,94 (Std.)	<b>0910-4967</b>
YFM700 Raptor 06-14	103,94 (+2,00)	<b>0910-5603</b>
	101,94 (Std.)	<b>0910-4967</b>
YFR700 Rhino 08-13	103,94 (+2,00)	<b>0910-5603</b>
	101,94 (Std.)	<b>0910-4967</b>
	103,94 (+2,00)	<b>0910-5603</b>





## CORE MANUAL TORQDRIVE® CLUTCHES

- The Core Manual TorqDrive clutch delivers unprecedented performance, tuning and durability
- TorqDrive provides more disks in less space, allowing up to four additional friction disks over stock
- More frictions = more torque capacity, thus unlocking the full power of your engine without the need to add stiffer pressure plate springs
- Provides more consistent clutch lever feel and behavior
- Can be set up to maintain a stock, or lighter than stock, lever pull depending on engine tuning
- Rekluse sleeves eliminate basket wear and notching
- Proven in racing at the highest levels

## OFFROAD APPLICATIONS

FITS MODEL	PART #
<b>BETA</b>	
250/350 RR 13-17, XTrainer 300 15-17	<b>1130-0358</b>
250/300 RR/XTrainer 18-19	<b>1130-0359</b>
350/390/400/430/480/498/500 RR/RR-S 10-17	<b>1130-0360</b>
350/390/430/500 RR/RR-S/XTrainer 18-19	<b>1130-0361</b>
<b>HONDA</b>	
CR250R 92-01	<b>1130-0378</b>
CR250R 02-07	<b>1130-0365</b>
CRF250R 10-17	<b>1130-0377</b>
CRF250R 18-19, CRF250RX 19	<b>1130-0356</b>
CRF450R 02-08	<b>1130-0366</b>
CRF450R 09-12	<b>1130-0375</b>
CRF450R 13-16	<b>1130-0364</b>
CRF450R/RX 17-18	<b>1130-0363</b>
CRF450R/XL/RX 19-	<b>1130-0357</b>
CR500R 94-01	<b>1130-0378</b>
<b>HUSABERG</b>	
TE250/300 13-14	<b>1130-0370</b>
FE350/450/501 13-14	<b>1130-0369</b>
<b>HUSQVARNA</b>	
TC85 18-19	<b>1130-0391</b>
FC250/350 14-15	<b>1130-0371</b>
FC250/350 16-18, FX350 17-18	<b>1130-0368</b>
FC250/350, FX350 19	<b>1130-0374</b>
FE250/350 17-19	<b>1130-0372</b>
TC250, TE250/300 14-16	<b>1130-0370</b>
TC250 17-19, TE250/i, 300/i 17-19, TX300 17-19	<b>1130-0373</b>
FC/FE450 14-15, FE 501 14-15	<b>1130-0369</b>
FC450 16-19, FE/FX450 17-19, FE 501 17-19	<b>1130-0367</b>
<b>KAWASAKI</b>	
KX250F 09-19	<b>1130-0379</b>
KX450F 06-15	<b>1130-0381</b>
KX450F 16-18	<b>1130-0380</b>
KX450F 19	<b>1130-0362</b>

FITS MODEL	PART #
<b>KTM</b>	
85 SX 18-19	<b>1130-0391</b>
250/350 EXC-F 17-19	<b>1130-0372</b>
250 SX-F/XC-F 13-15, 350 SX-F/XC-F 11-15	<b>1130-0371</b>
250 SX-F FE 15-16, 250/350 SX-F/XC-F 16-18, 350 SX-F FE 15	<b>1130-0368</b>
250 SX/XC/EXC/XC-W/TPI 17-19, 300 XC/XC-W/EXC/TPI 17-19	<b>1130-0373</b>
250/350 SX-F/XC-F 19, Freeride 250F 18	<b>1130-0374</b>
250/300 SX/EXC/XC/XC-W 13-16	<b>1130-0370</b>
450/500 EXC/XC-W 12-15	<b>1130-0369</b>
450 SX-FE 12-14, 450 SX-F 12-15, 450 XC-F	<b>1130-0369</b>
450 SX-F FE 15-18, 450 SX-F/XC-F 16-19, 450 XC-W 17, 450/500 EXC-F 17-19	<b>1130-0367</b>
<b>SUZUKI</b>	
RM-Z250 07-18	<b>1130-0383</b>
RM-Z450 08-18, RMX450 10-11/17	<b>1130-0382</b>
<b>YAMAHA</b>	
YZ125 05-19	<b>1130-0388</b>
YZ250 99-19, YZ250X 16-19	<b>1130-0384</b>
YZ250F 01-13, WR250F 01-14	<b>1130-0385</b>
YZ250F 14-18, WR250F/YZ250FX 15-19	<b>1130-0390</b>
YZ450F 05-09, WR450F 08-15	<b>1130-0386</b>
YZ450F 10-19, YZ450FX 16-19, WR450F 16-18	<b>1130-0389</b>

## ATV APPLICATIONS

FITS MODEL	PART #
<b>HONDA</b>	
TRX450R 04-09/13-14	<b>1130-0376</b>
<b>YAMAHA</b>	
YFZ450 04-09/12-13/17, YFZ450X 10-11, YFZ450R 09-19	<b>1130-0387</b>





## CORE MANUAL CLUTCH KITS

- Reduces clutch fade
- Consistent and improved lever modulation
- Components are lighter, stronger and perform better than stock clutches
- Strategic engineering increases oil flow, decreases operating temperatures and extends clutch life
- Installation does not require modification of stock parts
- Includes proprietary anti-drag steel drive plates



## OFFROAD APPLICATIONS

FITS MODEL	PART #
<b>BETA</b>	
250/350 RR 13-17, XTrainer 300 15-17	<b>1130-0332</b>
250/300/350/390/430/500 RR/RR-S/XTrailer 18-19	<b>1130-0320</b>
350 RR 11-17 (except Factory Edition 11-14), 350 RR-Race Edition 15-17, 350 RR-S 17, 390 RR 15, 390 RR-S 17, 390 RS 15, 400 RR Factory 11, 400 RR 10-14, 400 RS 13-14, 430 RR 15-17, 430 RR-Race Edition 15-17, 430 RR-S 17, 430 RS 15, 450 RR Factory 11, 450 RR 10-14, 450 RS 13-14, 480 RR 15-17, 480 RR-Race Edition 15-17, 498 RR 12-14, 500 RR-S 17, 500 RS 15, 520 RR Factory 11, 520 RR 10-11, 520 RS 13-14	<b>1130-0333</b>
<b>COBRA</b>	
CX65 16-18	<b>1130-0321</b>
<b>GAS GAS</b>	
EC 200 00-11/17, EC 200R 12/17, XC 200 00-02/10-12	<b>1130-0317</b>
DE 250 03-06, EC 250 00-15/17, MC 250 00-09, XC 250 00-02/11-13	<b>1130-0317</b>
EC250F 10-15, EC300F 13-15	<b>1130-0346</b>
DE 300 03-06, EC 300 00-15/17, EC 300R 12/12, MC 300 00-05/07-08, XC 300 00-02/11-13	<b>1130-0317</b>
EC 450F 12-15	<b>1130-0348</b>
<b>HONDA</b>	
CRF150R 07-19	<b>1130-0330</b>
CR250R 92-07	<b>1130-0325</b>
CRF250R 04-09, CRF250X 04-09/12-17	<b>1130-0324</b>
CRF250R 10-17	<b>1130-0329</b>
CRF250R 18-19, CRF250RX 19	<b>1130-0318</b>
CRF450R 02-08	<b>1130-0325</b>
CRF450R 09-12	<b>1130-0327</b>
CRF450R 13-16	<b>1130-0323</b>
CRF450R/RX 17-18	<b>1130-0322</b>
CRF450R/XL/RX 19-	<b>1130-0319</b>
CRF450X 05-09/12-18	<b>1130-0331</b>
<b>HUSABERG</b>	
TE125 14	<b>1130-0336</b>
FE250 13	<b>1130-0337</b>
FE 250 14	<b>1130-0353</b>
TE250/300 13-14	<b>1130-0353</b>
FE350/450/501 13-14	<b>1130-0353</b>
<b>HUSQVARNA</b>	
TC65 17-19	<b>1130-0354</b>
TC85 14-17	<b>1130-0335</b>
TC 125 14-18, TE125 14-15, TX125 17-18, TE 150 17-18	<b>1130-0336</b>
FC250/350 14-15	<b>1130-0355</b>
FC250/350 16-18, FX350 17-18	<b>1130-0351</b>

## ATV APPLICATIONS

FITS MODEL	PART #
<b>HONDA</b>	
TRX450R 04-09/13-14	<b>1130-0328</b>
<b>KAWASAKI</b>	
KFX450R 08-14	<b>1130-0338</b>

FITS MODEL	PART #
<b>HUSQVARNA (CONT)</b>	
FC250/350, FX350 19	<b>1130-0326</b>
FE250/350 14-16	<b>1130-0353</b>
FE250/350 17-19, FE450/501 16	<b>1130-0352</b>
TC250, TE250/300 14-16	<b>1130-0353</b>
TC250 17-19, TE250/i, 300/i 17-19, TX300 17-19	<b>1130-0352</b>
FC/FE450 14-15, FE 501 14-15	<b>1130-0353</b>
FC450 16-19, FE/FX450 17-19, FE501 17-19, FR450 16	<b>1130-0350</b>
<b>KAWASAKI</b>	
KX65 00-18	<b>1130-0340</b>
KX80/85/100 98-18	<b>1130-0339</b>
KX250F 04-19	<b>1130-0342</b>
KX450F 06-18, KLX450R 08-11	<b>1130-0341</b>
<b>KTM</b>	
65 SX/SXS/CV 09-19	<b>1130-0354</b>
85/105 SX/SXS/XC 03-17	<b>1130-0335</b>
125/144/150/200 SX/SXS/EXC/XC/XCW 98-18	<b>1130-0336</b>
250 EXC-F/XCF-W 08-13, 250 SX-F 06-12, 250 XC-F 07-12	<b>1130-0337</b>
250/350 EXC-F 17-19,	<b>1130-0352</b>
250 SX-F/XC-F 13-15, 350 SX-F/XC-F 11-15, 350 Freeride 14-17	<b>1130-0355</b>
250 SX-F FE 15-16, 250/350 SX-F/XC-F 16-18, 350 SX-F FE 15	<b>1130-0351</b>
250 SX/XC/EXC/XC-W/TPI 17-19, 300 XC/XC-W/EXC/TPI 17-19	<b>1130-0352</b>
250/350 SX-F/XC-F 19, Freeride 250F 18	<b>1130-0326</b>
250/300 SX/EXC/XC/XC-W 13-16	<b>1130-0353</b>
250 EXC-F 14-16, 250 XCF-W 14-16, 350 EXC-F/XCF-W 12-16, 450 XC-F 13-15, 450 EXC/XC-W 12-15, 500 EXC/XC-W 12-15	<b>1130-0353</b>
450/500 EXC/XC-W 16, 450 Rally Factory Repl. 15-16	<b>1130-0352</b>
450 SX-F FE 12-14, 450 SX-F 13-14	<b>1130-0353</b>
450 SX-F FE 15-18, 450 SX-F/XC-F 16-19, 450 XC-W 17, 450/500 EXC-F 17-19	<b>1130-0350</b>
<b>SHERCO</b>	
250/300 SEF/SEF-R 14-19, 250i/350i, 250i-R/300i-R 12-13	<b>1130-0334</b>
<b>SUZUKI</b>	
RM65 00-07	<b>1130-0340</b>
RM-Z250 04-06	<b>1130-0342</b>
RM-Z250 07-18	<b>1130-0344</b>
RM-Z450 08-18, RMX450 10-11/17	<b>1130-0343</b>
<b>YAMAHA</b>	
YZ65 18-19, YZ85 02-19	<b>1130-0347</b>
YZ250 99-19, YZ250X 16-19	<b>1130-0345</b>
YZ250F 01-18, WR250F 01-19, YZ250FX 15-19	<b>1130-0346</b>
YZ450F 05-19, YZ450FX 16-19, WR450F 03-18	<b>1130-0348</b>

FITS MODEL	PART #
<b>YAMAHA</b>	
YZF450 04-09/12-13, YZF450R 09-13, YZF450X 10-11	<b>1130-0349</b>



### EXP 3.0 CLUTCH KIT FOR YAMAHA YXZ1000R/SS 16/17


- New coil spring pressure plate offers added tunability to add additional spring pressure over stock
- This system allows you to operate the manual transmission with ease, with smoother clutch engagement which comes in handy when maneuvering at low speeds in technical terrain
- No more stalling and better acceleration due to the centrifugal action of the clutch
- Core EXP 3.0 is a centrifugal auto clutch featuring Rekluse's EXP (auto clutch) technology
- Fully tunable to handle the demands of varying conditions and terrain
- Cooler operating temperatures and more efficient clutching provide extended clutch life
- Includes billet coil spring pressure plate and adjustable slave cylinder (provides external adjustment)

#### DESCRIPTION

EXP 3.0 clutch kit

#### PART #

1130-0418



### TORQDRIVE® CLUTCH KIT FOR YAMAHA YXZ1000R/SE/SS 16-17


- Innovative clutch disk technology allows Rekluse to put more disks into the clutch pack, which means you get more torque transferred to the rear wheels
- TorqDrive provides a friction disk pack for both R and SS (five additional friction disks over stock); more frictions = more torque capacity, thus unlocking the full power of your engine
- For added tuning and performance, a coil spring pressure plate is included along with two sets of springs to upgrade the clutch from the stock diaphragm spring
- The TorqDrive clutch pack, coupled with the coil spring conversion pressure plate, provides a significant step up in performance delivering improved throttle control and more positive clutch engagement and drive
- Two sets of springs included
- Improved pedal modulation range for R models
- Designed to withstand highly modified motors
- Rekluse sleeves eliminate basket wear and notching

#### DESCRIPTION

TorqDrive clutch kit

#### PART #

1130-0417



## TORQDRIVE® CLUTCH PACKS

- A high-performance manual clutch is now more accessible than ever with the TorqDrive Clutch Pack
- It's as easy as changing your clutch plates into your OEM components
- Proven at the highest levels of racing, TorqDrive thin friction disk technology allows more disks to fit in your OEM clutch's footprint, decreasing slip and unlocking the full power of your engine
- TorqDrive Technology also provides increased clutch life and decreased clutch fade
- The additional friction disks provide an average of a 25% gain in torque capacity over stock, while reducing lever pull by an average of 10% (figures vary by model)
- TorqDrive delivers stronger drive throughout the powerband, unlocking the bike's power without any expensive motor mods
- Rekluse basket sleeves eliminate basket wear and notching

**NOTE: Not a replacement clutch pack for RadiusX, RadiusCX, or Core Manual TorqDrive.**

## OFFROAD APPLICATIONS

FITS MODEL	PART #
<b>HONDA</b>	
CR250R 02-07	1131-3463
CRF250R 10-17	1131-3464
CRF250R 18-19, CRF250X 19	1131-3457
CRF450R 02-08	1131-3460
CRF450R 09-12	1131-3462
CRF450R 13-16	1131-3459
CRF450R/RX 17-19, CRF450X/L 19	1131-3458
CRF450X 05-09/12-18	1131-3461
<b>HUSABERG</b>	
FE250 14, FE350/450/501 13-14, TE250/300 13-14	1131-3481
<b>HUSQVARNA</b>	
FC250/ 14-15	1131-3482
FC250 16-18	1131-3480
FC250 19	1131-3483
FC/FX350 19	1131-3483
FE250 14-19	1131-3481
TC/TE250/i, TE/TX300/i 14-19	1131-3481
FC350 14-15	1131-3482
FC350 16-18, FX350 17-18	1131-3480
FE350/450/501 14-19	1131-3481
FC450 14-19, FR450 16, FX450 17-19	1131-3481
<b>KAWASAKI</b>	
KX125 03-05	1131-3467
KX250F 09-19	1131-3466
KX450F 06-15, KLX450R 08-09	1131-3469

## ATV APPLICATIONS

FITS MODEL	PART #
<b>HONDA</b>	
TRX450R 04-09/13-14	1131-3465
<b>KAWASAKI</b>	
KFX450R 08-14	1131-3469

FITS MODEL	PART #
<b>KAWASAKI (CONT)</b>	
KX450F 16-19	1131-3468
<b>KTM</b>	
250/300 SX/XC/XC-W/EXC/TPI 13-19	1131-3481
250 EXC-F/XCF-W 14-19	1131-3481
250 SX-F/XC-F 13-15	1131-3482
250 SX-F FE 15-16, 250 SX-F/XC-F 16-18	1131-3480
250 SX-F/XC-F 19, Freeride 250F 18	1131-3483
350 SX-F/XC-F 11-15	1131-3482
350 SX-F/XC-F 16-18, 350 SX-F FE 15	1131-3480
350 SX-F/XC-F 19	1131-3483
350 EXC-F/XCF-W 12-19, 350 Freeride 12-13	1131-3481
450 SX-F FE 12-18, 450 SX-F 13-19, 450/500 EXC/EXC-F/XC-W/XC-F 12-19	1131-3481
<b>SUZUKI</b>	
RM-Z250 07-18	1131-3471
RM-Z450 08-18, RMX450 10-11/17	1131-3470
<b>YAMAHA</b>	
YZ125 05-19	1131-3474
YZ250/250X 02-18	1131-3473
YZ250F 14-18, YZ250FX 15-19, WR250F 15-19	1131-3477
YZ250F 19	1131-3472
WR450F 05-15	1131-3476
WR450f 16-18, YZ450FX 16-18	1131-3478
YZ450F 10-19, YZ450FX 19	1131-3475

FITS MODEL	PART #
<b>YAMAHA</b>	
YFZ450 04-09/12-13, YFZ450X 10-11, YFZ450R 09-13	1131-3475
Raptor 700/700R 06-18	1131-3479



A



B



Back view



C

### SYNAPSE LITE ROOST DEFLECTORS

- Compact quick-release buckles
- Durable moisture-resistant padding makes cleaning easy
- Mesh suspension lining system designed to create large air channels between protector and rider, allowing excellent circulation and comfort
- Adjustable shoulder straps
- Back protector tested and certified to standard EN 1621-2:2014
- Chest protector tested and certified to standard EN 1621-3:2018

SIZE	(A) BLACK	(B) WHITE/BLACK	(C) RED/BLACK
M/L	2701-0992	2701-0994	2701-0996
XL/2X	2701-0993	2701-0995	2701-0997



### SYNAPSE LITE KNEE GUARDS

- Minimal lightweight design
- Additional padding for top of knee
- Slide freely under pants
- Recessed adjustable hook-and-loop straps
- Tested and certified to standard EN 1621-1:201
- Sold in pairs

DESCRIPTION	BLACK
Synapse Lite knee guards	2704-0492

### SYNAPSE LITE YOUTH KNEE GUARDS

- Minimal lightweight design
- Additional padding for top of knee
- Slide freely under pants
- Recessed adjustable hook-and-loop straps
- Tested and certified to standard EN 1621-1:201
- Sold in pairs

DESCRIPTION	BLACK
Synapse Lite youth knee guards	2704-0493

**MOOSE**  
RACING**XC1 BODY ARMOR**

- Full-length YKK zipper entry with interior flap, for easy on and off
- 100% stretch mesh construction allows maximum breathability and comfortable fit
- Pads are fully removable and easy to remove and install with pocket opening located on outside
- 3D spacer mesh panel at interior elbow for additional elbow bone comfort
- Soft stretch spandex collar for comfort
- Low-profile stretch cuff and bottom hem
- Long-length design allows you to tuck into pants
- Out-seam construction eliminates chafing
- Back protector tested and certified to standard EN 1621-2:2014
- Chest protector tested and certified to standard EN 1621-3:2015
- Shoulder and elbow protector tested and certified to standard EN 1621-1:2012



Back View

SIZE	GRAY
S/M	2701-0815
L/XL	2701-0816
2X	2701-0817

**XC1 BASE ARMOR PANTS**

- Four-way stretch nylon/spandex fabric for supportive compression fit, comfort and freedom of movement
- Flexible low-profile D30® padding throughout the front thigh, hip and tailbone
- Performance fabric and chamois are highly breathable and quick drying to help manage moisture and prevent chafing
- Perforated open cell foam Elastic Interface® chamois pad is narrow and provides cushioning comfort on the bike without the bulk feel
- Flat-stitched seams for added comfort when moving on or off the bike



SIZE	GRAY
S	2940-0306
M	2940-0307
L	2940-0308
XL	2940-0309
2X	2940-0310

**XC1 BASE ARMOR SHORTS**

- Made from quick-drying and breathable nylon/spandex and chamois
- Comfortable cushioning with open cell foam chamois pad
- Added low padding in tailbone, hip and thigh increases comfort and protection
- Silicone print on seat and interior cuffs provides better grip
- Flat-stitched seams



SIZE	GRAY
S	2940-0256
M	2940-0257
L	2940-0258
XL	2940-0259
2X	2940-0260