

2025 PARTS & ACCESSORIES For Indian Motorcycles

Indian® is a registered trademark of Indian Motorcycle International, LLC



DRAG[®]
Specialties

PARTS
EUROPE[®] 

2023 Sport Chief

Customized By Music City Indian



ON THE COVER

The 2023 Indian Catalogue Bike, built by Music City Indian of Nashville, Tennessee is a true “Catalogue bike” - designed and built in collaboration with Drag Specialties.

“We (Music City Indian Motorcycle) are known for creating some pretty cool custom Indian motorcycles,” Amstutz said. “But the challenge on this build was different. We worked with Drag Specialties using what was available in the Catalogue, along with some custom work by our team, to make a bike that was a true custom build but wouldn’t break the bank. Someone can come into the shop, see this bike and see it as something they could do with their own bike.”

The build started with a stock 2023 Indian Sport Chief. “Indian is kind of notorious in the custom bike world for using aluminum frames,” Amstutz said. “This model year bike is the first to have a steel frame. That makes it easier to modify, rake out the front end. However, we wanted to keep the stock frame rake and trail for this build to maintain that sporty feel.”

Amstutz said the build focused on a careful selection of

parts from the Catalogue, and some custom work to modify the overall look of the stock silhouette of the bike to subtly set it apart from a stock bike.

The engine was left in stock tune except for the addition of an Arlen Ness Velocity air cleaner kit and a S&S Qualifier 2-into-1 stainless steel exhaust system with a black finish.

“It (the exhaust system) looks terrific,” Amstutz said. “The first time we fired up the bike and heard that sound, everyone around the bike had a big smile and the same thought – ‘We need to ride this thing!’ The sound is incredible!” There is plenty of performance from the stock combined with exhaust and air cleaner upgrade, “But there are some plans to do some additional engine tuning,” Amstutz said with a laugh.

A full custom lighting upgrade includes a ProBeam Adaptive 2 headlamp and harness and TruWRAPS 360° smoke LED front fork lights from Custom Dynamics. The rear signals have been upgraded with Kodlin’s 3-on-1 smooth bullet housing indicators with run/turn/brake functions. “We

ON THE COVER

Builder:
Kameron Amstutz,
Music City Indian,
Nashville, TN

Paint/Body/Graphics:
SIK & Forever Rad

Pictured left to right:
Jeff Casey; Eli Smith;
Joey Steadman;
Kameron Amstutz



wanted to get rid of the stock lighting, which always looks bulky and awkward on a custom build,” Amstutz said. “The updated electronics cleaned up the look, but took work to get right – a big thanks to Custom Dynamics for their help!”

Intake, exhaust and lighting upgrades completed, the team worked on the other areas of the bike to continue the custom theme. “There is a very good selection of parts in the catalog,” Amstutz said. “But we did have to go ‘outside’ the Indian motorcycle specific parts available to get the exact look for the final build.”

One of the toughest parts of the build was finding a set of risers and handlebars. “The specific styles we wanted are not offered for Indian motorcycles yet,” said Amstutz.

A set of Thrashin’ Supply Company handlebars and SlyFox billet aluminum risers were chosen. But the parts were not specifically designed for use on an Indian Sport Chief.

“The parts from Thrashin’ Supply and SlyFox we decided to use, it took a lot of effort and time to figure out how to get the look we wanted. We wanted to make sure to keep the stock gauges, make sure the position of the bars looked right, felt right on the bike. It turned out great, but it was a real

challenge,” Amstutz said. A set of PSR levers and ODI grips complete the customized handlebar/controls setup.

Changes to the bike’s bodywork started with the addition of a Klock Werks front fender. “We did a little reshaping to get it to the look we wanted,” Amstutz said. The remaining stock bodywork (front fairing, side panels and rear fender) were chopped or modified to make the bike appear more sleek. The final paint features a Mopar Green with graphics. The wheels and handlebars have a custom Burnt Bronze Cerakote finish. The final look is very eye-catching.

“It gets attention everywhere we take it,” Amstutz said. “Aside from the amazing paint and cool wheel finishes, the shape does look somewhat stock ... but if you park it next to a stock bike, people start to zero in on all the extra bodywork changes and details that make it really stand out.”

“We are very grateful for the opportunity to work with Drag Specialties on this project,” Amstutz said. “It was a really fun build! Indian is kind of the ‘new kid on the block’ right now, but we hope this bike really starts to show what can be done with the brand. It is a cool bike. Clean, sporty and it is definitely an attention-getter.”



TABLE OF CONTENTS

1. Windshields & Fairings	6-23	13. Brakes & Brake Lines	142-152
2. Saddlebags & Luggage	24-41	14. Tanks & Oil Filters	153-154
3. Seats & Sissy Bars	42-59	15. Dashes & Gauges	155-160
4. Exhaust	60-71	16. Frames & Suspension	161-165
5. Fuel/Air Systems	72-75	17. Fenders	166-168
6. Engine	76-77	18. Footrests & Floorboards	169-176
7. Transmission, Clutch Line & Driveline	78-81	19. Wheels & Axles	177-178
8. Gaskets & Seals	82	20. Covers, Locks & General	179-180
9. Electrical	83-92	21. Audio, Communication & Mounts . . .	181-198
10. Lighting & License Plates	93-118	Quick Reference Guide	199
11. Handlebars, Controls & Mirrors	119-138	Conversion Chart & European Certifications	200-202
12. Cables	139-141		



IMPORTANT INFORMATION RELATING TO MANUFACTURER'S WARRANTY, EMISSION CONTROL REGULATION AND NOISE REGULATION INFORMATION:

DISCLAIMER: There is no warranty on exhaust pipes and mufflers with regard to any discoloration. Discoloration (blueing) is caused by tuning characteristics, i.e. timing, carburetor, fuel injection/controller settings, etc., and is not caused by defective manufacturing. See the Tires, Tools and Chemicals catalog for products that will help prevent and remove blueing.

DISCLAIMER: Products shown may be designed, manufactured, intended and sold for closed circuit race use only and use of the same on public roads or lands may be a violation of local, state and/or federal/EU laws.

DISCLAIMER: A number of regions have exhaust noise laws. Exhaust products advertised might not be legal for sale or use on public roads or lands in such jurisdictions. Check applicable laws and regulations..

DISCLAIMER: Check your applicable laws and manufacturer's publication(s) and/or website(s) for manufacturer's warranty, maintenance, safety, mounting and any regulatory compliance/non-compliance information.



Black Smoke



Dark Black Smoke



Clear



See chart for details

MEMPHIS SLIM

- Slimmed-down version of Memphis Fats
- Available in solar (a light tint with 72% visible light transmission), black smoke and dark black smoke
- Measures 45,5 cm wide (18"); available in 38 cm (15") and 43 cm (17") heights with an 18 cm (7") headlight cutout
- Made of Lucite® for excellent optics and durability
- Windshield straps are available in polished stainless steel with CNC-machined billet aluminum fittings and stainless steel socket-head screws or "Night Shades" black version, which is a gradient black windshield with black E-coated stainless steel straps, fittings and hardware for a black-on-black sinister look

PART #	DESCRIPTION
38 CM (15")	
MEM4110 ¹	Clear
MEM4119 ¹	Solar
2313-0274	Black smoke
2313-0276	Dark black smoke

¹ ABE approved.

- Mounting kits must be ordered separately; see page 9
- Optional Lowers available for additional windshield coverage; see page 7

PART #	COLOR
43 CM (17")	
MEM4210 ¹	Clear
2313-0278	Black smoke

¹ ABE approved.

See chart for details

MEMPHIS FATS

- Feature traditional American styling available in clear, solar (a light tint with 72% visible light transmission), black smoke and dark black smoke
- Made from Lucite® for excellent optics and durability
- 56 cm W (22") with five standard heights to choose from
- Windshield straps are available in polished stainless steel with CNC-machined billet aluminum fittings and stainless steel socket-head screws

PART #	DESCRIPTION
33 CM (13")	
MEM3110 ¹	Clear
2313-0262	Dark black smoke

¹ ABE approved.

PART #	DESCRIPTION
43 CM (17")	
MEM3210 ¹	Clear
MEM3219 ¹	Solar
2313-0268	Black smoke

¹ ABE approved.

PART #	DESCRIPTION	PART #	DESCRIPTION	PART #	DESCRIPTION
53,5 CM (21")		53,5 CM (21") (CONT)		53,5 CM (21") (CONT)	
MEM3410	Clear	MEM3419	Solar	2313-0272	Black smoke

¹ ABE approved.

- Available with a 18 cm (7") headlight cutout
- Mounting kits must be ordered separately; see page 9

PART #	DESCRIPTION
38 CM (15")	
2313-0064 ¹	Clear
2313-0072 ¹	Solar
2313-0264	Black smoke

¹ ABE approved.


PART #	DESCRIPTION
48,5 CM (19")	
MEM3310 ¹	Clear
MEM3319 ¹	Solar
2313-0270	Black smoke

¹ ABE approved.

Clear



Solar



Dark Black Smoke

All part numbers in **BLUE** are new for 2025.



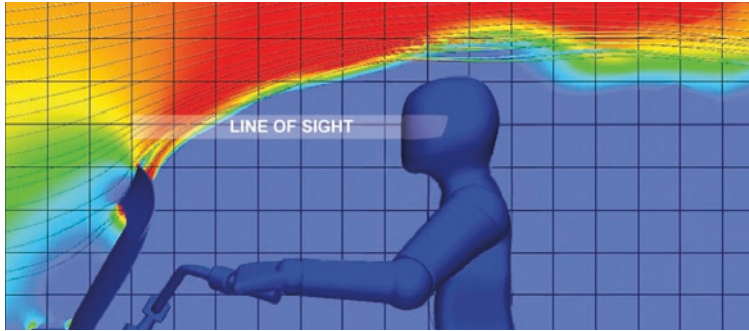
SIDE WINGS

- Expand comfort pocket, channeling air outward while "cleaning" the flow
- Adjust to suit rider preference
- Can be installed/removed with windshield intact – Santoprene pads grip the windshield but do not mar the surface
- "Ghost" shade – a neutral tint with 85% light transmission; barely noticeable, with just enough tint to make the edges disappear
- Side Wings fit all Memphis Fats windshields or similar windshields that measure either 3 mm or 4,5 mm thick (includes inserts for both sizes); feature injection-molded glass-filled nylon clamps in place of the billet aluminum; can be mounted along with Hot Wing



PART #
2350-0200

DESCRIPTION
Side Wings




HOT WING

- Boost airstream upward – Venturi action speeds up the airstream while smoothing the flow – without buffeting
- Allows the use of a shorter shield; now you can easily look over your shield
- Made with "Ghost" shade – a neutral tint with 85% light transmission; barely noticeable, with just enough tint to make the edges disappear
- Uses lightweight, economical injection-molded glass-filled nylon clamps; fits Memphis Fats windshields or similar windshields that measure 3 mm or 4,5 mm thick (includes inserts for both sizes)



PART #
2350-0199

DESCRIPTION
Memphis Hot Wing



Clear

CUSTOM LOWERS PLASTIC

- Lowers work with Sportshields as well as Memphis Fats and Slim
- Extend coverage downward to shield rider from rain, wind and noise coming up from the road
- Made of the same high-quality materials as Memphis Shades windshields with matching tints
- Must purchase Lowers mounting hardware separately; see pages 13-14 of the 2025 Europe FatBook
- Sold in pairs

PART #
MEP5810

DESCRIPTION
Clear



Gradient black

PART #
MEP5811

DESCRIPTION
Gradient black

LOWERS MOUNT KITS

- Shield rider from rain, wind and noise coming up from the road
- Lowers Quick Change hardware lets you install or remove your Lowers in seconds
- Made of the same high-quality materials as Memphis Fats

PART #
2321-0777

DESCRIPTION
For 22-24 Chief

PART #
2321-0776

DESCRIPTION
For 22-24 Chief Bobber



2321-0777

2321-0776

All part numbers in **BLUE** are new for 2025.

**EL PASO**

- Headlight cutout sized for 14,5 cm to 18 cm (5¾ to 7") headlight
- 48,5 cm (19") tall
- Smooth design complements the lines of your machine
- Tapered windshield lower is ideal for handlebar-mounted turn signals
- Made of Lucite® for excellent optics and durability
- Available in solar (a light tint with 72% visible light transmission)
- Measures approximately 51 cm W (20")
- Fits most round headlights
- No-Tool detachable Trigger-Lock mounting kits must be ordered separately; see page 9

PART #	DESCRIPTION
MEP5229	Solar

**DEL REY**

- Small, sleek design that offers good protection in a minimalist package
- Made of Lucite® for excellent optics and durability
- Available in solar (a light tint with 72% visible light transmission)
- Measures approximately 38 cm W x 33 cm (15" x 13") above headlight
- Fits most round headlights
- No-Tool detachable Trigger-Lock mounting kits must be ordered separately; see page 9

PART #	DESCRIPTION
MEP5019	Solar

**DEL RIO**

- Good torso protection in a sleek windshield design
- Made of Lucite® for excellent optics and durability
- Available in solar (a light tint with 72% visible light transmission)
- Measures approximately 48,5 cm W x 38 cm (19" x 15") above headlight
- Fits most round headlights
- No-Tool detachable Trigger-Lock mounting kits must be ordered separately; see page 9

PART #	DESCRIPTION
MEP5119	Solar




See chart for details

SPEED DEMON

- Offers more protection with a sporty look
- Features a similar shape and style to the popular handlebar mount "Demon" shield, but with the benefits of easier installation and faster removal due to the exclusive Sportshield mounting system
- Measures 53,5 cm W (21") and 43 cm (17") above the headlight; fits a 18 cm (7") headlight cutout
- Made of Lucite® for excellent optics and durability
- No-Tool detachable Trigger-Lock mounting kits must be ordered separately; see page 9

PART #	DESCRIPTION
2313-0089 ¹	Solar
2313-0280	Black smoke

¹ ABE approved.

Black smoke



Dark black smoke

POP TOP SPORTSHIELDS

- Two inches taller than the handlebar-mounted Shooter windshield
- Measures 45,5 cm W (18") x 40,5 cm H (16") above headlight
- Available for 18 cm (7") headlights
- Made of Lucite® for excellent optics and durability
- Available in black smoke and dark black smoke
- No-Tool detachable Trigger-Lock mounting kits must be ordered separately; see page 9

PART #	DESCRIPTION
2313-0282	Black smoke

PART #	DESCRIPTION
2313-0284	Dark black smoke

All part numbers in **BLUE** are new for 2025.



NO-TOOL TRIGGER LOCK MOUNT KITS FOR FATS/SLIM

2321-0772

2321-0370

2321-0374




- Memphis Shades Fats/Slim mount kits feature Quick-Change mounting, which allows you to remove or swap out your Memphis Fats or Slim windshields in about one minute
- Hardware is custom-fit to each style of bike for no-hassle installation
- Hardware includes stainless steel bolts and CNC-machined aluminum mounting plates and anchors

FITS MODEL	POLISHED	BLACK
For 22-24 Chief	-	2321-0772
For 15-24 Scout	2321-0370	-

TURN SIGNAL RELOCATION KITS-BLACK	FITS MODEL
2321-0374	For 15-24 Scout and 16-24 Scout Sixty

FITS MODEL	POLISHED	BLACK
For 16-24 Scout Sixty	2321-0370	-

TURN SIGNAL RELOCATION KITS-BLACK	FITS MODEL
2020-1621	For 18-24 Scout Bobber



2321-0771

2321-0366

2321-0768

2321-0374



NO-TOOL TRIGGER-LOCK MOUNT KITS FOR SPORTSHIELDS

- The revolutionary No-Tool Trigger-Lock mounting kits feature a detach system that allows you to quickly and easily remove or swap out your Sportshield without the use of any tools
- A pair of latches lock the windshield down until the spring-loaded "trigger locks" are intentionally disengaged, allowing the rider to remove the windshield

- Kits are a combination of CNC-machined aluminum plates and anchors, stainless steel hardware, gray polymer bushings and glass-filled nylon latches or "Night Shades" black version, which is a gradient black windshield with black E-coated stainless steel straps, fittings and hardware for a black-on-black sinister look
- Kits are custom-fit to each style of bike for no-hassle installation

FITS MODEL	TRIGGER-LOCK MOUNT KIT POLISHED	TRIGGER-LOCK MOUNT KIT BLACK
For 22-24 Chief	-	2321-0771
For 22-24 Chief Bobber	-	2321-0768
For 15-24 Scout, 16-24 Scout Sixty, 18-24 Scout Bobber	2321-0366	-

TURN SIGNAL RELOCATION KIT-BLACK	FITS MODEL
2321-0374	For 15-24 Scout and 16-24 Scout Sixty

TURN SIGNAL RELOCATION KIT-BLACK	FITS MODEL
2020-1621	For 18-24 Scout Bobber



CLASSIC DEUCE WITH ABE

- Smooth shape surrounds headlight to become part of the motorcycle
- Available in solar tint
- Measures approximately 49,5 cm W x 47 cm H (19 1/2" x 18 1/2") above headlight
- Available to fit 18 cm (7") headlights
- Made of Lucite® for excellent optics and durability
- Solid two-point handlebar mounting hardware fits many custom and stock applications
- Included two-point mounting hardware consists of polished billet aluminum handlebar clamps that fit 25,4 mm (1") and 22 mm (7/8") handlebars (with sizing bands), and aluminum rake plates and fittings, machined with recesses for stainless steel socket-head screws for a clean, custom look

NOTE: To remove, simply loosen two socket-head screws, leaving clamps on bars for perfect reattachment of shield.



PART #	DESCRIPTION
MEM2129	Solar

All part numbers in **BLUE** are new for 2025.

**HELL CAT**

- Sculpted full-body shape
- Measures 51 cm W (20") x approximately 45,5 cm H (18") above headlight
- Fits most round headlights
- Made of Lucite® for excellent optics and durability
- Available in solar (a light tint with 72% visible light transmission)
- Included two-point mounting hardware consists of polished billet aluminum handlebar clamp that fits 25 mm (1") and 22 mm (7/8") handlebars (with sizing band), aluminum rake plates and bushings, stainless steel support rods and socket-head screws
- Optional 32 mm (1 1/4") handlebar clamps sold separately (PART #MEM9950)



NOTE: To remove, simply loosen two socket-head screws, leaving clamps on bars for perfect reattachment of shield.

PART #	DESCRIPTION
MEM1719	Solar

**DEMON**

- Measures 53,5 cm W (21") x 45,5 cm H (18") above headlight
- Fits most round headlights
- Made of Lucite® for excellent optics and durability
- Available in solar
- Included two-point mounting hardware consists of polished billet aluminum handlebar clamps that fit 25 mm (1") and 22 mm (7/8") handlebars (with sizing band), aluminum rake plates and bushings, stainless steel support rods and socket-head screws
- Optional 32 mm (1 1/4") handlebar clamps sold separately (PART #MEM9950)



NOTE: To remove, simply loosen two socket-head screws, leaving clamps on bars for perfect reattachment of shield.

PART #	DESCRIPTION
MEM2219	Solar



MEM1619
Solar



Black smoke



Dark black smoke



See chart for details

THE SHOOTER

- Looks great on today's wide-body motorcycles
- Measures 48,5 cm W (19") x approximately 35,5 cm H (14") above headlight
- Fits most round headlights
- Made of Lucite® for excellent optics and durability
- Available in solar (a light tint with 72% visible light transmission), black smoke or dark black smoke

- Included two-point mounting hardware consists of polished billet aluminum handlebar clamps that fit 25 mm (1") and 22 mm (7/8") handlebars (with sizing band), aluminum rake plates and bushings, stainless steel support rods and socket-head screws
- Optional 32 mm (1 1/4") handlebar clamps sold separately (PART #MEM9950)

NOTE: To remove, simply loosen two socket-head screws, leaving clamps on bars for perfect reattachment of shield.

PART #	DESCRIPTION	PART #	DESCRIPTION
MEM1619 ¹	Solar	2313-0291	Dark black smoke
2313-0290	Black smoke		

¹ ABE approved.

All part numbers in **BLUE** are new for 2025.



2312-0506




2312-0835



2312-0261

Chieftain/Roadmaster Flare™



FLARE™ WINDSHIELD

FLARE™ WINDSHIELDS

- Manufactured from dual-side, hard-coated polycarbonate material for outstanding impact strength
- Innovative design features "hips" at the outer edge of the shield that re-route the air to add downforce and aid stability
- Installs easily using stock mounting hardware, maintains stock adjustability

- FLARE at the top sends clean, less turbulent air to rider and passenger
- Choose from clear, dark smoke or tint color options

PART #	COLOR	HEIGHT	PART #	COLOR	HEIGHT	PART #	COLOR	HEIGHT
FOR 20-24 CHALLENGER, 22-24 PURSUIT			FOR 14-24 CHIEFTAIN, 15-24 ROADMASTER			FOR 14-24 CHIEFTAIN, 15-24 ROADMASTER (CONT)		
2312-0506	Dark smoke	20,5 cm (8")	2312-0262	Dark smoke	25,5 cm (10")	2312-0479	Clear	35,5 cm (14")
2312-0836	Dark smoke	28 cm (11")	2312-0261	Tint	25,5 cm (10")	2312-0481	Dark smoke	35,5 cm (14")
2312-0835	Tint	28 cm (11")	2312-0260	Dark smoke	30,5 cm (12")	2312-0480	Tint	35,5 cm (14")
			2312-0259	Tint	30,5 cm (12")			

All part numbers in **BLUE** are new for 2025.

Ice Kolor
Flare

Kolor Flare



2312-1089

KOLOR FLARE™ WINDSHIELDS

- The patented Flare™ design includes "hips" at the edges that redirect air to add downforce, improving stability compared to a stock windshield
- The "flip" at the top pushes air up and back, providing cleaner, less turbulent airflow for both the rider and passenger
- Kolor Flare™ windshields are crafted from acrylic
- Ice Kolor Flares feature a fluorescent edge for extra flair on your bike
- Installs easily with stock hardware and retains stock windshield height adjustability
- Check local laws concerning the use of colored windshields in your area

NOTE: Klock Werks typically recommends selecting a Flare™ size that allows you to comfortably see over the windshield while seated in your natural riding position.

The Klock Werks Flare™ Windshields are protected under United States Patents: D632235S, D586274S, D586275S, D633017S, D626046S, D633018S. And also under International Patents: 324093, 324094, 325192.

FOR 20-24 CHALLENGER, 22-24 PURSUIT

PART #	DESCRIPTION	PART #	DESCRIPTION
ICE KOLOR FLARE™			
2312-1209	20,5 cm (8") blue	2312-1091	20,5 cm (8") bronze
2312-1087	20,5 cm (8") green	2312-1090	20,5 cm (8") purple
2312-1086	20,5 cm (8") yellow	2312-1089	20,5 cm (8") blue
2312-1085	20,5 cm (8") orange	2312-1213	20,5 cm (8") green
2312-1210	20,5 cm (8") pink	2312-1212	20,5 cm (8") yellow
		2312-1211	20,5 cm (8") orange
		2312-1088	20,5 cm (8") red

All part numbers in **BLUE** are new for 2025.

slip streamer inc.

2312-0391



2312-0873



2312-0876

REPLACEMENT WINDSHIELDS

- Made of crystal-clear or tinted 5 mm (3/16") Lucite®
- Distortion-free, optically correct and break-resistant
- Precision crafted for a perfect fit

PART #	DESCRIPTION
FOR 15-22 CHIEFTAIN/ROADMASTER	
CLEAR	
2312-0391	30,5 cm (12")
2312-0392	40,5 cm (16")
2312-0393	51 cm (20")

PART #	DESCRIPTION
FOR 20-22 CHALLENGER	
CLEAR	
2312-0873	24 cm (9,5")
2312-0874	29 cm (11,5")
TINTED	
2312-0875	24 cm (9,5")
2312-0876	29 cm (11,5")



2311-0006



2311-0009

BILLET SERIES WINDSHIELDS

- A unique approach to wind protection
- Mirror-polished, chrome-plated, billet aluminum universal hardware mount; one bracket fits both 22 mm (7/8") and 25,4 mm (1") handlebars

PART #	DESCRIPTION
BULLET 25,5 CM (14" W)	
2311-0006	38 cm (15") clear
2311-0007	45,5 cm (18") clear

- Shield adjusts up/down; hardware mount adjusts left/right and rotational

NOTE: See application chart on page 17.

PART #	DESCRIPTION
B-WING 48,5 CM (19" W)	
2311-0008	38 cm (15") clear
2311-0009	45,5 cm (18") clear

All part numbers in **BLUE** are new for 2025.

slip streamer inc.

2313-0176



2313-0214

SS-30 CLASSIC WINDSHIELDS

- Complement your rider's style with this sleek design
- Versatile Quick-Release mounting systems fit many different bikes with standard fork tubes or oversized fork tubes

PART #	DESCRIPTION
43 CM H X 58,5 CM W (17" X 23") CLEAR WINDSHIELD W/ CHROME HARDWARE	
2313-0177	W/ standard fork mounting system (28 to 41 mm fork tubes w/ 23 cm to 26,5 cm (9"-10,5") fork span)
2313-0188	W/ oversized fork mounting system (42 to 58 mm fork tubes w/ 28 cm to 32 cm (11"-12,5") fork span)
56 CM H X 58,5 CM W (22" X 23") CLEAR WINDSHIELD W/ CHROME HARDWARE	
2313-0176	W/ standard fork mounting system (28 to 41 mm fork tubes w/ 23 cm to 26,5 cm (9"-10,5") fork span)

- All styles are 58,5 cm (23") wide
- NOTE: See application chart on page 17.

PART #	DESCRIPTION
56 CM H X 58,5 CM W (22" X 23") CLEAR WINDSHIELD W/ CHROME HARDWARE (CONT)	
2313-0191	W/ oversized fork mounting system (42 to 58 mm fork tubes w/ 28 cm to 32 cm (11"-12,5") fork span)
2313-0193	W/ wide fork mounting system (28 to 41 mm fork tubes w/ 28 cm to 32 cm (11"-12,5") fork span)
56 CM H X 58,5 CM W (22" X 23") CLEAR WINDSHIELD W/ BLACK HARDWARE	
2313-0214	W/ standard fork mounting system (28 to 41 mm fork tubes w/ 23 cm to 26,5 cm (9"-10,5") fork span)



2313-0001



2313-0121

S-06 SPITFIRE SPORT SHIELDS

- Great protection and devastating style come together in the Spitfire Sport Shield
- Constructed of 3 mm (1/8") acrylic with red graphics
- Fully adjustable; mounts/dismounts in seconds; fits both 22 mm (7/8") and 25,4 mm (1") handlebars

- For round or rectangular headlights
 - Height: 38 cm (15") above headlight; width: 44,5 cm (17 1/2")
- NOTE: See application chart on page 17.

PART #	DESCRIPTION
2313-0120	Clear w/ chrome hardware
2313-0001	Clear w/ black hardware

PART #	DESCRIPTION
2313-0121	Tint w/ chrome hardware
2313-0002	Tint w/ black hardware

All part numbers in **BLUE** are new for 2025.

slip streamer inc.



SS-10 VIPER

- Uses the same quick-release mounting system as the Spitfire shield
- Larger glass for added protection
- Available in smoke tint with 22,2 mm (7/8") and 25,4 mm (1") hardware
- Dimensions: 44 cm H x 56,5 cm W (17 1/4" x 22 1/4")


NOTE: See application chart on page 17.

PART #	DESCRIPTION
SS-10-T-1	Smoke w/ black hardware

MINI POLICE WINDSHIELDS

- Designed to replicate the Harley police shield, this Slipstreamer original takes it one step farther
- Mounted with quick-release mounting hardware to remove and put back in seconds
- Features stainless steel straps and anodized aluminum hardware
- Comes standard with both 22 mm (7/8") and 25,4 mm (1") handlebar hardware
- Measures 37 cm (14 1/2") wide, 38 cm (15") from headlight to top

NOTE: See application chart on page 17.



PART #	DESCRIPTION
DS-710360	Clear windshield and hardware kit
DS-710361	Smoke windshield and hardware kit

PART #	DESCRIPTION
HD-OHDW	Replacement 25,4 mm (1") handlebar hardware kit



HD3-C



HD3-DS

TOMBSTONE

- A nostalgic design that gives your bike a one-of-a-kind American style
- Shield mounts/removes in short order thanks to an advanced quick-release system
- Fits both 22 mm (7/8") and 25,4 mm (1") handlebars
- 25,5 cm (10") W; 34,5 cm (13 5/8") from headlight cutout to top and 35,5 cm (14") H overall
- Available in dark smoke or clear

NOTE: See application chart on page 17.

PART #	DESCRIPTION
2313-0239	Clear windshield and chrome hardware kit
HD3-C	Clear windshield and black hardware kit

PART #	DESCRIPTION
2313-0240	Dark smoke windshield and chrome hardware kit
HD3-DS	Dark smoke windshield and black hardware kit

All part numbers in **BLUE** are new for 2025.

slip streamer inc.

SS24-A



SS24-T

SS-24 HELLFIRE CRUISER SHIELDS

- Constructed of high-strength, 5 mm ($\frac{3}{16}$ ") clear acrylic
- Fully adjustable four-point mounting
- Ball-socket mounts for versatility

PART #	DESCRIPTION
SS24-A	Clear fairing 43 cm H x 48,5 cm W (17" x 19")
SS24-T	Tint fairing 43 cm H x 48,5 cm W (17" x 19")

- For height and width see chart

NOTE: See application chart on page 17.

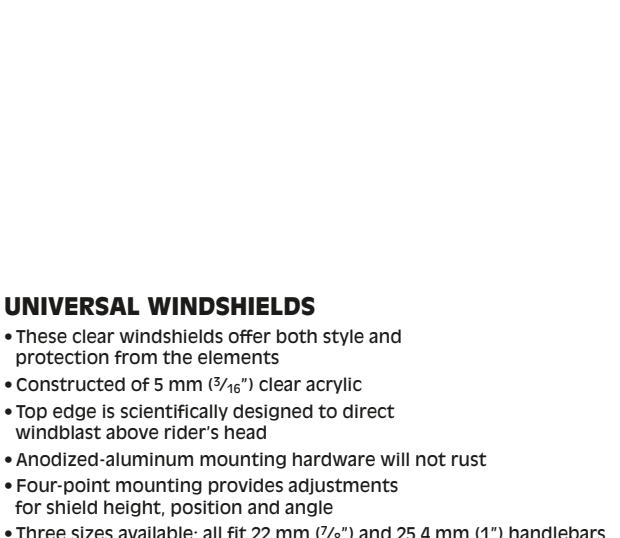
PART #	DESCRIPTION
SS24V-C	Clear fairing 45,5 cm H x 48,5 cm W (18" x 19")



CF-30



CF-40



CF-50

UNIVERSAL WINDSHIELDS

- These clear windshields offer both style and protection from the elements
- Constructed of 5 mm ($\frac{3}{16}$ ") clear acrylic
- Top edge is scientifically designed to direct windblast above rider's head
- Anodized-aluminum mounting hardware will not rust
- Four-point mounting provides adjustments for shield height, position and angle
- Three sizes available; all fit 22 mm ($\frac{7}{8}$ ") and 25,4 mm (1") handlebars

PART #	DESCRIPTION
CF-30	38 cm W x 43 cm H (15" x 17")
CF-40	45,5 cm W x 61 cm H (18" x 24")

PART #	DESCRIPTION
CF-50	61 cm W x 61 cm H (24" x 24")

All part numbers in **BLUE** are new for 2025.

slip streamer inc.



S-00 ENTERPRISE II FAIRING

- A full-size bolt-on fairing for excellent protection from the elements; even provides coverage below the headlight
- High-strength, 5 mm ($\frac{3}{16}$ ") acrylic
- Four-point, fully adjustable mounting for versatility
- Anodized-aluminum support rods; logo graphics
- Round or rectangular headlights
- Height: 53,5 cm (21") above headlight; width: 84 cm (33")
- Fits both 22 mm ($\frac{7}{8}$ ") and 25,4 mm (1") handlebars

NOTE: See application chart below.

PART #	DESCRIPTION	PART #	DESCRIPTION
S00-C	Clear windshield and hardware kit	S00-T	Tint windshield and hardware kit



S-02 SPIRIT FAIRINGS

- Striking styling and graphics complement fit and function
- Constructed of high-strength, 5 mm ($\frac{3}{16}$ ") acrylic
- Anodized-aluminum support rods will never rust
- For cycles with round headlights
- Ball-socket mounts for versatility
- Height: 53,5 cm (21") above headlight; width: 84 cm (33")
- Fits 22 mm ($\frac{7}{8}$ ") and 25,4 mm (1") handlebars

NOTE: See application chart below.

PART #	DESCRIPTION
S02-C	Clear fairing and hardware kit

SLIP STREAMER SHIELD APPLICATIONS

FITS MODEL	OEM BAR DIA.	ENTERPRISE (S-00)	SPIRIT (S-02)	SPIRIT (S-02)	SPIRIT (S-06)	VIPER (SS-10)	CLASSIC (SS-30)	BULLET/B-WING	MINI POLICE (HD-0)	TOMBSTONE (HD-3)
For 14-21 Chief Classic	1 1/4"	-	-	2	2	-	-	-	3	3
For 00-03 Chief	1"	-	-	1	1	-	1	1	1	1
For 10-12 Chief Classic	1"	-	-	1	1	-	1	1	1	1
For 10-21 Chief Dark Horse	1"	-	-	1	1	-	1	1	1	1
For 10 Chief Bomber	1"	-	-	1	1	-	1	1	1	1
For 01-03 Scout	1"	1	1	1	1	1	1	1	1	1
For 15-24 Scout (41 mm/11" span)	1"	-	-	1	1	1	1	1	1	1
For 16-24 Scout 60 (41 mm/11" span)	1"	-	-	1	1	1	1	1	1	1
For 01-03 Spirit	1"	1	1	1	1	1	3	1	1	1

¹ Fits with no modifications.

² Fits with 1 1/4" handlebar clamps.

³ Order w/ "Wide Glide" fork hardware

All part numbers in **BLUE** are new for 2025.

WINDSHIELDS & FAIRINGS

SADDLEBAGS & LUGGAGE

SEATS & SISSY BARS

EXHAUST

FUEL/AIR SYSTEMS

ENGINE

TRANSMISSION, CLUTCH LINE & DRIVELINE

GASKETS & SEALS

ELECTRICAL

LIGHTING & LICENSE PLATES

HANDLEBARS, CONTROLS & MIRRORS

CABLES

BRAKES & BRAKE LINES

TANKS & OIL FILTERS

DASHES & GAUGES

FRAMES & SUSPENSION

FENDERS

FOOTRESTS & FLOORBOARDS

WHEELS & AXLES

COVERS, LOCKS & GENERAL

AUDIO, COMMUNICATION & MOUNTS



2330-0075



2321-0405

MEMPHIS SHADES BATWING FAIRING

- Features clean aerodynamic shape
- Inner fairing structure is black ABS
- Fairing outer shell is opaque black Lucite® with a class A finish that looks great as is, or can easily be painted
- Memphis Shades exclusive No-Tool Trigger-Lock mounting kits feature a detach system that allows you to quickly and easily remove or install your fairing, or swap out with other Memphis Shades windshields, sportshields or fairings
- Trigger-Lock kits are available in a combination of CNC-machined aluminum plates, stainless steel bolts and aluminum anchors or black E-coated plates, bolts and anchors for a clean appearance that's built to last
- Fairing is predrilled and fitted with push-out hole plugs for easy wind deflector installation
- Windshields are available in four heights and gradient black, as well as clear and solar (a light tint with 72% visible light transmission) for Spoiler windshields; see below
- Optional wind deflectors for increased downward airflow, windshield tri-pouch for storage and fairing trim for style are also available; see page 19

NOTE: Batwing Fairing is not compatible with any other fairing windshields, wind deflectors or accessories.

NOTE: Plate-only kits are for riders who already have a Memphis Shades Trigger-Lock windshield installed and do not need the anchoring hardware components.

FITS MODEL	BATWING FAIRINGS	TRIGGER-LOCK MOUNTING KIT-BLACK
22-24 Chief Bobber/Chief Bobber Dark Horse	2330-0270	2321-0769
22-24 Chief/Chief Dark Horse	2330-0272	2321-0773
15-24 Scout/Scout Sixty ¹	2330-0075	2321-0405
18-24 Scout Bobber ^{2, 3}	2330-0081	2321-0405

¹ Requires headlight riser block kit PART #2001-1502.

² Requires turn signal relocation kit PART #2020-1621.

³ Requires headlight extension kit PART #2001-1827.

BATWING FAIRING, WINDSHIELDS, DEFLECTORS AND ACCESSORIES

- Windshields specific to the Batwing Fairing provide superior optics and Lucite® construction
- Available in four heights and three translucent color options, as well as clear and solar (a light tint with 72% visible light transmission)
- 12,5 cm (5") windshields are solid translucent while 18 cm (7"), 23 cm (9") and 30,5 cm (12") windshields are gradient translucent

- Optional solid translucent color wind deflectors are available to extend the lower fairing surface for smooth downward airflow
- See page 19 for Spoiler windshields
- Also available is a windshield tri-pouch for storage and decorative trims for style

2310-0215



2310-0271



WINDSHIELDS							
PART #	DESCRIPTION	PART #	DESCRIPTION	PART #	DESCRIPTION	PART #	DESCRIPTION
12,5 CM (5")		18 CM (7")		23 CM (9")		30,5 CM (12")	
2310-0215	Black	2310-0270	Clear	2310-0271	Clear	2310-0307	Clear
2310-0269	Clear	2310-0305	Solar	2310-0306	Solar	2310-0315	Solar
2310-0304	Solar						

¹ Solid color.

All part numbers in **BLUE** are new for 2025.



BATWING FAIRING, WINDSHIELDS, DEFLECTORS AND ACCESSORIES (CONT)



PART #	DESCRIPTION
2350-0111	Black



PART #	DESCRIPTION
ACCESSORIES	
2350-0152	"Night Shades" cut fairing trim; Dots
2350-0153	"Night Shades" cut fairing trim; Ellipse
2350-0110	Polished stainless steel fairing trim; slotted fat-style
2350-0119	Polished stainless steel fairing trim; solid fat-style
2350-0128	Polished stainless steel fairing trim; solid slim-style
2350-0134	Polished stainless steel fairing trim; slotted slim-style
3508-0017	Windshield single pouch


PART #	DESCRIPTION
ACCESSORIES (CONT)	
3508-0018	Windshield tri-pouch
3508-0020	Big Zipper quad pouch for Batwing Fairings and windshield
2001-1502	Headlight riser block kit
2001-1827	Headlight extension block
2001-2631	Headlight extension block
2020-1621	Turn signal relocation kit
2321-0374	Turn Signal Relocation Hardware Kit



SPOILER WINDSHIELDS

- Designed to be looked over, the spoiler windshield diffuses the air stream, effectively slowing the flow without buffeting
- Fit all Memphis Shades Batwing Fairings
- Made of Lucite® for superior optics and durability

COLOR	12,5 CM (5")	16,5 CM (6,5")	23 CM (9")
FOR MEMPHIS SHADES BATWING FAIRINGS			
Smoke	2350-0167	2350-0135	2350-0170



All part numbers in **BLUE** are new for 2025.



2330-0093




2321-0401



MEMPHIS SHADES BULLET FAIRINGS

- Strong, one-piece fairings constructed of high-impact aircraft-grade Lucite®
- Bold aerodynamic shape with a hint of outlaw styling designed to streamline today's low-slung cruisers
- Provide full torso coverage to virtually eliminate wind fatigue while allowing an unobstructed view of the countryside; your head is in clean air
- A machined groove outlines the smoke windshield section
- The lower section features an opaque glare-free matte coating on the inside that gives the outside a high-gloss black "factory" finish for a clean two-piece look; looks great as is, or can be easily painted to really achieve the next level of custom
- Custom fit, model-specific mounting kits feature Memphis Shades exclusive Trigger-Lock mounting system – on and off without tools, or wap out with Memphis Fats/ Slim windshields, Sportshields or Batwing Fairing
- Requires turn signal relocation kit PART #2321-0374



Trigger-Lock Mounts let you remove or change your Bullet Fairing in a moment's time

FITS MODEL

15-24 Scout/Scout Sixty

BULLET FAIRING

2330-0093

TRIGGER-LOCK MOUNTING KIT BLACK

2321-0401

ROAD WARRIOR FAIRING

- Stylish coverage with clean lines and smooth curves
- 48,5 cm (19") wide
- Class A gloss black finish outside
- Model-specific mounting kits feature Memphis Shades exclusive Trigger-Lock mounting system and are sold separately



2330-0165



2320-0205

2001-1829

WHAT TO ORDER

1. Road Warrior Fairing
2. Trigger-lock mounting kit
3. Windshield for Road Warrior
4. Headlight extension block

FITS MODEL

For 22-24 Chief

ROAD WARRIOR FAIRING

2330-0271

TRIGGER-LOCK MOUNT KIT-BLACK

2321-0774

For 22-24 Chief Bobber

2330-0269

2321-0770

For 15-24 Scout/Scout Sixty¹

2330-0165

2320-0205

For 18-24 Scout Bobber²

2330-0165

2320-0205

HEADLIGHT EXTENSION BLOCK

PART #

2001-1829

DESCRIPTION

Headlight extension block

¹ Requires headlight extension block PART #2001-1828.

² Requires headlight extension block PART #2001-1829.

All part numbers in **BLUE** are new for 2025.



2330-0162



2321-0395



2321-0397



Trigger-Lock Mounts let you remove or change your Gauntlet Fairing in a moment's time

CAFE FAIRING

- One-piece construction – machined groove outlines
- Class A gloss black finish
- Made of aircraft-grade Lucite
- Custom fit, model-specific mounting kits feature Memphis Shades exclusive Trigger Lock Mounting System – on and off without tools

FITS MODEL	CAFE FAIRING	TRIGGER LOCK MOUNTING KIT-POLISHED	TRIGGER LOCK MOUNTING KIT-BLACK
15-24 Scout/Scout Sixty ¹	2330-0162	2321-0395	2321-0397
18-24 Scout Bobber ^{2,3}	2330-0107	2321-0395	2321-0397

¹ Requires turn signal relocation kit PART #2321-0374.

³ Requires headlight extension block PART #2001-1827.

² Requires turn signal relocation kit PART #2020-1621.

PART #	DESCRIPTION	PART #	DESCRIPTION	PART #	DESCRIPTION
TURN SIGNAL RELOCATION KITS-BLACK		TURN SIGNAL RELOCATION KITS-BLACK (CONT)		HEADLIGHT EXTENSION BLOCK	
2321-0374	For 15-24 Scout and 16-24 Scout Sixty	2020-1621	For 18-24 Scout Bobber	2001-1827	Headlight extension block




2321-0391



2001-1827



2020-1621



Trigger-Lock Mounts let you remove or change your Gauntlet Fairing in a moment's time

MOUNT KITS FOR GAUNTLET FAIRINGS

- Trigger Lock Mounting system – on and off without tools

FITS MODEL	TRIGGER LOCK MOUNTING KIT-POLISHED	FITS MODEL	TRIGGER LOCK MOUNTING KIT-POLISHED
15-24 Scout/Scout Sixty ¹	2321-0391	18-24 Scout Bobber ^{2,3}	2321-0391

¹ Requires turn signal relocation kit PART #2321-0374.

³ Requires headlight extension block PART #2001-1827.

² Requires turn signal relocation kit PART #2020-1621.

PART #	DESCRIPTION	PART #	DESCRIPTION
TURN SIGNAL RELOCATION KITS-BLACK		HEADLIGHT EXTENSION BLOCK	
2321-0374	For 15-24 Scout and 16-24 Scout Sixty	2001-1827	Headlight extension block
2020-1621	For 18-24 Scout Bobber		

WINDSHIELD/FAIRING STORAGE BAG

- Constructed of 600D "tool bag" material and lined with faux Sherpa to ensure a mar-free surface
- Safe way to carry or store Memphis Shades windshields or small fairings
- Convenient handle to carry windshield/ fairing or hang out of harm's way
- Will hold one Memphis Fats/Slim, Sportshield or Fairing (Bullet, Gauntlet, Cafe) with or without mounting plates installed

PART #	DESCRIPTION
3508-0042	Windshield/fairing storage bag



All part numbers in **BLUE** are new for 2025.

WINDSHIELDS & FAIRINGS

SADDLEBAGS & LUGGAGE

SEATS & SISSY BARS

EXHAUST

FUEL/AIR SYSTEMS

ENGINE

TRANSMISSION, CLUTCH LINE & DRIVELINE

GASKETS & SEALS

ELECTRICAL

LIGHTING & LICENSE PLATES

HANDLEBARS, CONTROLS & MIRRORS

CABLES

BRAKES & BRAKE LINES

TANKS & OIL FILTERS

DASHES & GAUGES

FRAMES & SUSPENSION

FENDERS

FOOTRESTS & FLOORBOARDS

WHEELS & AXLES

COVERS, LOCKS & GENERAL

AUDIO, COMMUNICATION & MOUNTS



2331-0201



FXRP FAIRING FIT KITS

- Classic reproduction designed to elevate your motorcycle's style and performance
- Comes as a complete kit
- Polyester-primed fiberglass fairing
- Powdercoated neck bracket
- 18 cm (7") headlight mount

PART #	DESCRIPTION
2331-0201	For 22-24 Chief



2331-0202

- 23 cm (9") Flare™ windshield for FXP style fairings in dark smoke (PART #2310-0635) included
 - Kolored Flare windshield available, see page 12
 - All necessary fasteners and hardware
- NOTE: Requires relocation of turn signals.

PART #	DESCRIPTION
2331-0202	For 16-24 Springfield



2040-3227



FANG® LOWER FAIRING LIGHTS

- Ultra-bright light technology for a radiant uniform glow
- Create a wide spread of light; great for dark parking lots and low speed maneuvering
- Plug-and-play
- Bright white running light
- Amber turn signals

PART #	DESCRIPTION
FOR 22-24 PURSUIT	
2040-3227	Chrome



2040-3228

- Everlight LEDs
- Polycarbonate clear lens with Ghost Lens™ technology for maximum dispersal of light
- Improves side visibility
- 180° side-to-side light pattern
- No restriction to airflow

PART #	DESCRIPTION
FOR 22-24 PURSUIT (CONT)	
2040-3228	Black

All part numbers in BLUE are new for 2025.



2040-3028

2040-3027



DYNAMIC LED FAIRING VENT INSERTS

- Replaces OEM fairing vent with built-in white running light and auxiliary amber turn signals
- Dual-color amber/white LEDs
- Decorative stainless mesh
- Includes plug-and-play connectors for simple installation behind fairing
- Mounts using factory hardware
- Does not block airflow from OEM vent

FOR 19-24 ROADMASTER DARK HORSE, 21-24 ROADMASTER LTD, 24 ROADMASTER ELITE, 19-24 CHIEFTAIN/LTD/DARK HORSE/ELITE

PART #	DESCRIPTION	PART #	DESCRIPTION
2040-3028	Chrome	2040-3027	Black



FAIRING VENT SCREENS

- Accents the vent system on the Challenger and Pursuit
- Easy to install
- Adds a custom touch to the front of your fairing
- Screen catches or stops larger bugs and other road debris from entering through your fairing vent
- Sold in pairs

PART #	DESCRIPTION	PART #	DESCRIPTION
FOR 20-24 CHALLENGER, 22-24 PURSUIT		FOR 20-24 CHALLENGER, 22-24 PURSUIT (CONT)	
2330-0237	Black	2330-0263	Clear



FLARE™ WINGS

- Indian Flare™ Wings provide a sporty, custom look to the motorcycle while improving air management and rider comfort
- Create a much broader air pocket for rider and passenger protection
- Designed to enhance aerodynamic performance
- Crafted from lightweight and durable ASA plastic to match the factory finish
- Ready to install with 3M™ VHB™ tape already applied
- Sold in pairs



PART #	DESCRIPTION
2350-0577	For 20-24 Challenger, 22-24 Pursuit

KURYAKYN

FRONT FAIRING TURN SIGNAL TRIM

- Continue the design lines from the OEM chrome fairing panel to the front turn signals
- Quick, simple peel-and-stick installation
- Sold in pairs

PART #	DESCRIPTION
0521-1254	For 14-18 Chieftain, 19-21 Chieftain Classic and 15-21 Roadmaster



All part numbers in **BLUE** are new for 2025.

URBAN ABS TOP CASE

- Sporty, lightweight and robust top case
- Secure four-point strap mounting system
- Constructed from thick ABS plastic
- Carrying capacity can expand from 16 L to 29 L
- Can fit one helmet when fully expanded
- Convenient carrying handle
- Spacious mesh compartment on the inside of the lid
- Measures 40,5 cm L x 36 cm W x 21,5 - 46 cm D (16" x 14 1/4" x 8 1/2" - 18")



PART #	DESCRIPTION
3516-0313	Urban ABS top case



3501-1919



3501-1920



3501-1921

SYSBAGS

- Robust and versatile soft luggage
- Can be used as a side or tail bag
- Reinforced design prevents flapping at high speeds
- End loops and integrated straps for lashing to any motorcycle
- Constructed of durable 1680D ballistic nylon
- All bag sizes can be attached to each other in various combinations

- SysBag S measures 32,5 cm x 16,5 cm x 33,0 cm (12,8" x 6,5" x 13,0")
- SysBag M measures 32,5 cm x 16,5 cm x 41,0 cm (12,8" x 6,5" x 16,1")
- SysBag L measures 48,0 cm x 22,0 cm x 41,0 cm (18,9" x 8,7" x 16,1")

PART #	DESCRIPTION	PART #	DESCRIPTION	PART #	DESCRIPTION
3501-1919	WP SysBag S	3501-1920	WP SysBag M	3501-1921	WP SysBag L



3516-0308

LEGEND GEAR LR2 TAIL BAGS

- Universal fit for most motorcycles, even for those with high exhausts
- Anti-skid bottom
- Safe four-point strap mounting
- Offers additional mounting of Legend Gear accessory bags

- Splash-proof coated canvas and waterproof inner bag
- Measures 68 cm W x 45 cm H x 30 cm D (26,75" x 17,75" x 11,75")
- 48 L carrying capacity

PART #	DESCRIPTION	PART #	DESCRIPTION
3516-0308	Black/brown	3516-0309	Black



3516-0309

LEGEND GEAR LR1 TAIL BAG

- Universal fit for seat and rack
- Also works with bikes with high exhausts
- Safe four-point strap mounting
- Adjustable shoulder straps transform the bag into a backpack
- Converts to a shoulder bag with Legend Gear shoulder strap (sold separately)
- Waterproof rain cover
- Measures 40 cm H x 30 cm W x 17 cm D (15 3/4" x 11 3/4" x 6 3/4")
- Carrying capacity of 17,5 L

PART #	DESCRIPTION
3516-0307	LR1 tail bag



All part numbers in **BLUE** are new for 2025.



LEGEND GEAR TANK BAGS

- Strong magnets for a sturdy hold, even on uneven terrain
- Made from napalon synthetic leather and waxed canvas with splashproof inner lining
- Compatible with nearly any steel tank
- Four attachment straps for strap installation on non-magnetic tanks
- Coated underside
- Zippered volume expansion
- Water-resistant main construction
- Waterproof rain cover with clear PVC window included
- Cable feed-through on the front side



3502-0360



3502-0361

- Carrying handle
- LT1 capacity: 3.3 L to 5 L
- LT2 capacity: 5.5 L
- Includes tank bag, rain cover, and four mounting straps

PART #	DESCRIPTION	PART #	DESCRIPTION	PART #	DESCRIPTION
3502-0360	Black; LT1 tank bag	3502-0361	Black/brown; LT1 tank bag	3502-0362	Black; LT2 tank bag



3501-1523



3501-1527



3501-1529

LEGEND GEAR SIDE BAG SYSTEM

- Vintage, lightweight soft luggage design with modern support
- Coated canvas sailing material and robust synthetic leather reinforce the bags' structure
- Fiber-reinforced polyamide quick-lock system provides fast and reliable attachment and removal of the bags
- LC1 dimensions: 26 cm H x 31 cm W x 14 cm D (10 1/4" x 12 1/4" x 5 1/2"); 9,8 L carrying capacity
- LC2 dimensions: 35 cm H x 31 cm W x 14 cm D (13 3/4" x 12 1/4" x 5 1/2"); 13,5 L carrying capacity
- Side bags include side single bag, two waterproof inner bags and all required mounting hardware
- Side bag system includes two side bags, two waterproof inner bags and left- and right-side carriers

SIDE BAGS

PART #	DESCRIPTION	PART #	DESCRIPTION
LC1 SIDE BAGS			
3501-1523	Black/brown, left-side mounting	3501-1527	Black/brown, left-side mounting
3501-1525	Black, left-side mounting	3501-1529	Black, left-side mounting

SIDE BAG SYSTEM

PART #	DESCRIPTION
3501-1769	For 16-24 Scout/Scout Sixty/Scout 100th anniversary

All part numbers in **BLUE** are new for 2025.

WINDSHIELDS & FAIRINGS

SADDLEBAGS & LUGGAGE

SEATS & SISSY BARS

EXHAUST

FUEL/AIR SYSTEMS

ENGINE

TRANSMISSION, CLUTCH LINE & DRIVELINE

GASKETS & SEALS

ELECTRICAL

LIGHTING & LICENSE PLATES

HANDLEBARS, CONTROLS & MIRRORS

CABLES

BRAKES & BRAKE LINES

TANKS & OIL FILTERS

DASHES & GAUGES

FRAMES & SUSPENSION

FENDERS

FOOTRESTS & FLOORBOARDS

WHEELS & AXLES

COVERS, LOCKS & GENERAL

AUDIO, COMMUNICATION & MOUNTS

3501-1869



3501-1465



LEGEND GEAR SIDE BAGS

- Combines the low weight of a saddlebag with the high form stability of a case
- Constructed from weather- and UV-resistant 600D polyester
- Reinforced sides and a back panel help bags keep their shape
- Can be easily and quickly mounted on to the original attachment points along the fender strut
- Features MOLLE attachment system
- Integrated anti-theft protection on the inside of the bag
- Convenient carrying handle

- All bags include waterproof inner bag
- LH1 bags fit on right or left side, LH2 bag fits on the left side
- LH1 bags measure 42,0 cm W x 28,0 cm H x 24,0 cm D (16,5" x 11,0" x 9,4"); 19,5 L (5,2 US gallon) carrying capacity
- LH2 bag measures 47,0 cm W x 39,0 cm H x 24,0 cm D (18,5" x 15,4" x 9,4"); 25,5 L (6,7 US gallon) carrying capacity

PART #	DESCRIPTION	PART #	DESCRIPTION	PART #	DESCRIPTION
3501-1466	LH1 side bag (right side only)	3501-1869	LH1 side bag (left side only)	3501-1465	LH2 side bag

LEFT SLC SIDE CARRIER

- Precisely developed to allow for simple and secure mounting on the bike's original attachment points
- Quick-release mounting system allows side bags to be easily attached or removed
- Provides secure hold for side bags, side cases, adapter plates and universal side bracket number plates
- Includes mounting hardware



PART #	DESCRIPTION
1510-0793	For 19-24 FTR1200



SLH SIDE CARRIERS

- Bike-specific design
- Can be quickly and easily mounted on the original attachment points on the fender strut
- Quick-lock system allows Legend Gear side bags to be attached and removed in moments

- Includes mounting hardware
- Adapter kit includes matching hardware for attaching SLH side carriers to Softtail models with the original HoldFast Docking Hardware Kit from Harley-Davidson®

PART #	DESCRIPTION	PART #	DESCRIPTION	PART #	DESCRIPTION
FOR 16-24 SCOUT		FOR 16-24 SCOUT (CONT)		FOR 16-24 SCOUT (CONT)	
1510-1053	LH1 L	1510-0934	LH1 R	1510-0933	LH2

All part numbers in **BLUE** are new for 2025.



PRO TRAVELBAG TAIL BAG

- Three mesh compartments with zipper on the inside of the lid
- Additional storage thanks to two outer pockets with covered zippers
- Underside made of anti-slip material
- Four eyelet points for attaching to the bike or for attaching accessory bags
- UV-resistant 1680D ballistic nylon construction
- Splashproof inner lining
- Reflective details
- Elastic loops prevent the zipper pulls from fluttering
- Hypalon MOLLE attachments on the top and front for fastening accessory bags
- Simple and quick attachment of the bag to the motorcycle via loop straps with patented lashing hooks

- Weather protection thanks to the supplied waterproof inner bag
- Three carrying handles
- Can be converted into a travel bag in no time at all with shoulder strap
- 65 L construction
- Includes tail bag, waterproof inner bag, four loop straps with lashing hooks, shoulder strap, two lashing eyes for attaching to the license plate holder, paint protection film, and mounting instructions

DESCRIPTION	PART #
PRO Travelbag tail bag	3516-0363

PRO REARBAG TAIL BAG

- Universal fit for almost all motorcycles
- Top of the bag is made of laminated and dimensionally stable EVA material.
- Zipper mesh compartment in the lid
- Additional storage thanks to two outer pockets with covered zippers
- Volume expansion in the top area from 22 L to 34 L
- Storage space for a helmet
- Underside made of anti-slip material
- Robust lashing eyes for secure fastening of the bag at four points and for lashing accessory bags
- Made of durable and highly UV-resistant 1680D ballistic nylon with splashproof inner lining
- Reflective details for better visibility
- Zipper management: Elastic loops prevent the zipper pulls from fluttering
- MOLLE attachment made of stable Hypalon material on the upper side for attaching accessory bags



- Simple and quick attachment of the bag to the motorcycle with loop straps with a patented lashing hook
- Weather protection thanks to the supplied waterproof inner bag
- Sturdy carrying handle
- Capacity: 22 L to 34 L

PART #	DESCRIPTION
3516-0343	PRO Rearbag tailbag

PRO ROADPACK TAIL BAG

- Universal fit for almost all motorcycles
- Top of the bag is made of laminated and dimensionally stable EVA material
- Zipper mesh compartment in the lid
- Underside made of anti-slip material
- Robust lashing eyes for secure fastening of the bag at 4 points and for lashing accessory bags
- Made of durable and highly UV-resistant 1680D ballistic nylon with splashproof inner lining
- Reflective details for better visibility
- Elastic loops prevent the zipper pulls from fluttering
- MOLLE attachment made of stable Hypalon material on the upper side for attaching accessory bags
- Simple and quick attachment of the bag to the motorcycle with loop straps with a patented lashing hook
- Weather protection thanks to the supplied waterproof inner bag
- Sturdy carrying handle
- Inside pocket with zipper in the lid provides storage for keys, wallet and other small items



- Straps are hooked and tensioned in one step
- Capacity: 8 L to 14 L
- Includes tail bag, waterproof inner bag, four loop straps with lashing hooks, protective foil, and mounting instructions

PART #	DESCRIPTION
3516-0346	PRO Roadpack tail bag

All part numbers in **BLUE** are new for 2025.



PRO ENDURO WP STRAP TANK BAG

- Waterproof
- Top of the tank bag made of laminated EVA material
- Overlapping lid prevents water ingress
- Welded body made of TPU material without seams
- MOLLE attachment made of stable Hypalon material on the top for attaching smart phones and tablet holders
- Two outer pockets made of welded Hypalon with mesh compartments
- Visible pocket for smart phones or maps in the inner lid
- Sealed metal zippers
- Reflective details



- Carrying handle
- Underside made of non-slip material
- Capacity: 11 L
- Includes PRO Enduro WP strap tank bag, strap set, 2 paint protection films, and mounting instructions

NOTE: The outside pockets are splash-proof but not completely waterproof.

PART #	DESCRIPTION
3502-0443	PRO Enduro WP strap tank bag



PRO ENDURO STRAP TANK BAG

- Top and bottom constructed of laminated EVA material
- Body constructed of durable, UV-resistant 1680D ballistic nylon with water-resistant interior coating
- MOLLE attachment on top for smartphone and tablet holders
- Reflective details
- Two outer pockets
- Interior mesh compartments
- Rain cover included
- Carrying handle
- Cable feed-through on the front and rear
- Can be used with a cable lock or anti-theft protection

- 12 L capacity, expands to 15 L
- Includes strap tank bag, waterproof inner bag, paint protection film, and mounting instructions

PART #	DESCRIPTION
3502-0525	PRO Enduro strap tank bag

PRO DAYPACK MAGNET TANK BAG

- Strong magnets give the PRO Daypack tank bag a firm hold, even on uneven terrain
- Compatible with nearly any steel tank
- Coated underside
- Body constructed of durable, UV-resistant 1680D ballistic nylon with water-resistant interior coating
- MOLLE attachment on top for smartphone and tablet holders
- Reflective details
- Interior mesh compartments
- Weather protection with the supplied rain cover
- Carrying handle
- Cable feed-through on the front and rear
- Includes tank bag, rain cover and adhesive protective foil



PART #	DESCRIPTION
3502-0442	PRO Daypack Magnet tank bag

All part numbers in **BLUE** are new for 2025.



PRO MICRO WP TANK BAG

- Seamless welded TPU plastic body
- Top and bottom made of laminated and dimensionally stable EVA
- EVA lid with magnetic closure
- Hypalon MOLLE system on the top of the lid for attaching accessories
- Lockable plastic zipper
- Reflective details
- Carrying handle
- PRO tank ring with magnetic guide aid secures the PRO tank bags with a mechanical QUICK-LOCK snap fastener
- Bike-specific PRO tank ring required for mounting on the tank
- Includes tank bag, tank ring, mounting instructions, and mounting hardware



PART #	DESCRIPTION
3502-0605	PRO Micro WP tank bag

PRO PLUS WP ACCESSORY BAG

- Twill and front of the roll top made of durable and abrasion-resistant TPU with reflective patch
- Inner mesh pocket with elastic closure
- MOLLE system on the back for attaching accessory bags
- Compatible with SW-MOTECH waterproof products that have a MOLLE patch attached
- Can function as an add-on in a waterproof design for many SW-MOTECH products
- Includes mounting instructions



PART #	DESCRIPTION
3512-0321	PRO Plus WP accessory bag

T-LOCK HOLDER WITH MOLLE ADAPTER

- Designed for universal use with the MOLLE system
- Using the twist-locking connector, the T-Lock holder connects accessory bags to the tail bags and tank bags with which a MOLLE system
- MOLLE attachment system is used for all PRO series' tank bags and tail bags, as well as for numerous bags from the Legend Gear series
- Provides flexibility when transporting luggage
- The lower part of the T-Lock on the bag's MOLLE attachment is secured



- by means of a star-shaped adapter and the top is looped once on the accessory bag
- Secure the T-Lock with a swift hand movement
- Includes T-Lock holder, MOLLE adapter, and mounting instructions

PART #	DESCRIPTION
3502-0597	T-Lock holder with MOLLE adapter

3516-0325



3516-0326



ION TAIL BAGS

- 600D polyester construction
- Carrying handles
- Can be attached to almost any motorcycle tail
- Reflective piping
- Large main compartment for individual loading
- Stitched logo name and bull in silver grey
- Small capacity: 7 L to 15 L
- Medium capacity: 26 L to 36 L
- Includes tail bag, waterproof inner lining, adhesive protective foil, and tail bag strap set

PART #	DESCRIPTION	PART #	DESCRIPTION
3516-0325	Small	3516-0326	Medium



All part numbers in **BLUE** are new for 2025.



DRYBAG 700 TAIL BAG 2.0

- Built for all weather, all terrain and almost any motorcycle
- Made of sturdy 500D PVC material that is waterproof and extremely durable
- Two welded outer pockets
- Two MOLLE adapters for attaching accessory bags
- Carries up to 70 L of luggage
- Reflective details for added safety
- Padded handle
- D-rings allow for bag to be mounted tightly to the motorcycle
- Measures 76 cm H x 75 cm W x 30 cm D (30" x 29 1/2" x 11 3/4")

PART #
3530-0047

DESCRIPTION
Drybag 700 tail bag



DRYBAG 350/600 TAIL BAGS

- Universal fit for almost any motorcycle
- Excellent tear, tensile, puncture and impact resistance
- Stable four-point attachment system
- Waterproof tarpaulin construction
- Several drybags can be mounted on top of each other
- Includes four mounting straps and a shoulder strap
- Retroreflective details for increased safety on the road
- 350 bag has a 35 L capacity
- 600 bag has a 60 L capacity

PART #
3530-0041

DESCRIPTION
350 tail bag

PART #
3530-0042

DESCRIPTION
600 tail bag



3530-0044



3530-0045

DRYBAG 260/180 TAIL BAGS

- Lightweight for convenient carrying
- Sturdy, waterproof 500D PVC construction
- Easily attached to luggage rack or other Drybags
- Includes four fastening straps for secure mounting

PART #
3530-0044

DESCRIPTION
Drybag 180 tail bag (18 L)

PART #
3530-0045

DESCRIPTION
Drybag 260 tail bag (26 L)

DRYBAG 80 2.0

- Universal fit on almost all bikes
- Welded outer pocket
- Universal fit for almost all motorcycles
- Made of sturdy 500D PVC
- Waterproof, extremely durable roll
- Waterproof, extremely durable luggage roll
- D-rings allow the bag to be pulled tightly against the motorcycle
- Integrated handle on the side
- Waterproof roll closure and taped seams
- Measures 19,0 cm x 9,0 cm x 35,0 cm (7,5" x 3,5" x 13,8")

PART #
3530-0043

DESCRIPTION
Drybag 80



All part numbers in **BLUE** are new for 2025.



DRYBACK 300 BACKPACK

- Reliable and waterproof backpack with roll closure
- Constructed from sturdy and easy-to-clean Tarpaulin
- Padded shoulder straps and waist belt
- Zippered outer pocket
- 30 L carrying capacity
- Measures 26 cm W x 48 cm H x 24 cm D (10 1/4" x 18 3/4" x 9 1/2")

PART #	DESCRIPTION
3517-0528	Gray/black



DAILY WP BACKPACK

- Waterproof main compartment made of TPU material with roll-top closure
- Tie-down straps on the front for compact luggage transport
- MOLLE attachment for mounting accessory bags
- Chest strap with magnetic click closure
- Padded adjustable-length carrying straps
- Removable hip belt
- Ergonomically shaped back padding
- Reflective features on the front and sides
- Additional reflective detail on the backpack straps
- Reinforced carrying handle

PART #	DESCRIPTION
3517-0527	Daily WP Backpack



DRYBAG 20 BELT BAG

- Robust, breathable, and waterproof
- Tarpaulin material construction protects against all weather conditions
- Ergonomic, adjustable and padded abdominal belt guarantees the highest comfort

PART #	DESCRIPTION
3520-0007	Drybag 20 belt bag



WATERPROOF LEG BAG

- Carry wallet, keys, phone, and other important items on your body without luggage
- Holster can be adjusted to fit leg length, thigh size and hip size for optimal comfort

PART #	DESCRIPTION
3512-0320	Waterproof leg bag

All part numbers in **BLUE** are new for 2025.

WINDSHIELDS
& FAIRINGS

SADDLEBAGS
& LUGGAGE

SEATS &
SISSY BARS

EXHAUST

FUEL/AIR
SYSTEMS

ENGINE

TRANSMISSION,
CLUTCH LINE
& DRIVELINE

GASKETS
& SEALS

ELECTRICAL

LIGHTING
& LICENSE
PLATES

HANDLEBARS,
CONTROLS
& MIRRORS

CABLES

BRAKES &
BRAKE LINES

TANKS &
OIL FILTERS

DASHES
& GAUGES

FRAMES &
SUSPENSION

FENDERS

FOOTRESTS &
FLOORBOARDS

WHEELS
& AXLES

COVERS,
LOCKS &
GENERAL

AUDIO,
COMMUNICATION
& MOUNTS

KURYAKYN 

MOMENTUM OUTRIDER THROW-OVER SADDLEBAGS

- UV-rated weather-resistant 1200D textile material with removable rain covers
- No saddlebag supports or mounting brackets required
- Fully adjustable mounting belt to fit almost any motorcycle
- Angled design accommodates most stock fender-mounted turn signals
- Mounts on top or under passenger seat with slant forward or backward
- Anti-scratch backs and heat-resistant bottoms
- Include mounting strap kit for extra security
- Forward-facing, quick-stash pockets for smaller items or bottle storage

- 51 mm (2") expansion panel with capacity to fit a half helmet
- Internal, adjustable divider for organization
- Dimensions: 45,5 cm (18") wide x 20,5 cm (8") deep (25,5 cm (10") expanded) x 28 cm (11") tall (each bag)
- 26 liter capacity, 32 liters expanded (1584 cubic inches, 1980 cubic inches expanded)

PART #	DESCRIPTION
3501-1359	Momentum Outrider throw-over saddlebags



MOMENTUM ROAMER TAIL BAG

- Durable UV-rated, weather-resistant 1200D textile material with removable rain cover
- External adjustable bungee storage for coat, bedroll or other items
- Low-profile carrying handle and removable shoulder strap for off-the-bike convenience
- Multiple welded D-rings and included strap kit for secure mounting
- Integrated MOLLE modular attachment points
- External quick-stash pockets and bottle pockets
- Includes optional clear protective film for fender/paint protection
- Dimensions: 44,5 cm W x 38 cm D x 20,5 cm T (17,5" x 15" x 8")
- 30,5 liter (1860 cubic inch) capacity

PART #	DESCRIPTION
3502-0315	Momentum Roamer tail bag

MOMENTUM RAMBLER ROLL BAG

- UV-rated, weather-resistant 1200D textile construction with removable rain cover
- Bottom-mounted tie-down loops for easy mounting on luggage racks or Momentum Drifter, Road Warrior and Vagabond bags, all sold separately
- Convenient side entry doors to easily access items while mounted
- Front stash pocket for easy access to small items
- Quick-mount sissy bar strap design for secure mounting in seconds
- External, adjustable bungee storage system for coat, bedroll or other items
- Integrated MOLLE modular attachment points
- Low-profile carrying handle plus removable shoulder strap for easy portability off the bike
- Rigid structure retains its shape whether loaded or empty
- Multiple D-rings for additional easy and secure mounting options
- Dimensions: 39,5 cm W x 23 cm T x 23,5 cm D (15,5" x 9" x 9,25")
- Measures 21 liters (1290 cubic inches)



PART #	DESCRIPTION
3516-0268	Momentum Rambler roll bag

All part numbers in **BLUE** are new for 2025.

KURYAKYN **BARRIO MULTI-FIT BAG**

- Durable UV-rated, weather-resistant 1200D textile material
- Rolltop design with high-strength hook-and-loop closure for storage versatility and water resistance
- Fully adjustable, convenient speed-buckle clasps
- MOLLE modular attachment points
- Safe and secure storage for wallets, sunglasses, phones, road sodas, tools and more



- Front and side quick-stash pockets
- Dimensions: 18 cm W x 10 cm D x 23 cm T (7" x 4" x 9")
- 4,5 liter (266 cubic inch) capacity

PART #	DESCRIPTION
3510-0095	Barrio fork bag



3517-0435



3517-0414



BURLY BRAND
MOTORCYCLE ACCESSORIES

ROLL TOP BACKPACKS

- Wet-waxed UV-treated cotton canvas construction
- Leather paneling for style and support
- Burly brand flannel straps
- Interior is fully padded with a partition for a 38 cm (15") laptop
- Auxiliary pass-through port for charging cables or audio cords
- Large front zippered pocket for storing loose items
- Roll top has variable-height snap closure

- Speed buckles, zippers and metal Burly-embossed button snaps and accents
- Anti-flail snap system keeps everything in place at speed

PART #	DESCRIPTION	PART #	DESCRIPTION
3517-0435	Black Cordura® nylon	3517-0414	Dark oak waxed cotton

All part numbers in **BLUE** are new for 2025.WINDSHIELDS
& FAIRINGSSADDLEBAGS
& LUGGAGESEATS &
SISSY BARS

EXHAUST

FUEL/AIR
SYSTEMS

ENGINE

TRANSMISSION,
CLUTCH LINE
& DRIVELINEGASKETS
& SEALS

ELECTRICAL

LIGHTING
& LICENSE
PLATESHANDLEBARS,
CONTROLS
& MIRRORS

CABLES

BRAKES &
BRAKE LINESTANKS &
OIL FILTERSDASHES
& GAUGESFRAMES &
SUSPENSION

FENDERS

FOOTRESTS &
FLOORBOARDSWHEELS
& AXLESCOVERS,
LOCKS &
GENERALAUDIO,
COMMUNICATION
& MOUNTS

BURLY BRAND
MOTORCYCLE ACCESSORIES

3501-1345



3501-1240

**SADDLEBAG**

- Wet-waxed UV-treated cotton canvas or black Cordura® nylon construction with leather paneling for support
- Leather will age and show character over time to give the bag a true vintage look
- Metal and polyurethane internal bag frame keeps the bag's shape, even when empty
- Rolltop closure with snap/hook-and-loop sealing system keeps out the wind and the elements
- Speed buckles and zippers and metal Burly-embossed button snaps
- Included shoulder strap for messenger bag use

- Quick-release, pin-lock bracket system allows the saddlebag to be easily mounted/removed from the bike (model-specific saddlebag mount brackets sold separately)
- Dark oak or black finish
- Dimensions: 29 cm W x 32 cm T x 13 cm D (11,5" x 12,5" x 5")
- Sold each

PART #	DESCRIPTION
3501-1345	Black Cordura® nylon

PART #	DESCRIPTION
3501-1240	Dark oak cotton canvas

3502-0309



3502-0260



3502-0261

**TAIL/TANK BAGS**

- Dark oak bag is wet-waxed UV-treated cotton canvas construction
- Mounts to metal gas tanks using high-strength magnets
- Bag also has D-ring anchor points and tail-mounting accessory flange for securing the bag to the rear seat/tail section of the bike
- Map pouch attaches to the tank bag with magnets; pouch can be mounted by itself to a steel tank
- Clear map/accessory screen is an innovative stretching material design that will accommodate most smartphones, small tablets and small GPS units
- Two exterior zipper-closure storage pockets

- Large main compartment with elastic interior sides
- Bag has a pass-through port for charging cords, headphone cords, etc.
- Built-in carry handle for easy off-the-bike portability

PART #	DESCRIPTION
BLACK	
3502-0309	Tail/tank bag w/ map pocket

PART #	DESCRIPTION
DARK OAK	
3502-0260	Tail/tank bag w/ map pocket
3502-0261	Map pocket only

TOOL ROLL

- Wet-waxed UV-treated cotton canvas construction
- Leather securing straps and carry handle offer support and secure mounting points
- Eight-pocket system in three widths to hold multiple tools of various sizes (tools are not included)
- Catch-all zippered pocket for smaller items
- Speed buckles and zippers with metal Burly-embossed button snaps and accents
- Anti-flap snap closure system keeps the tools secure
- Adjustable quick-release mounting system works on handlebars, sissy bars or side frame mounting
- Dimensions: 27 cm W x 17 cm T (when expanded) (10,5" x 6,5")



PART #	DESCRIPTION
3510-0091	Tool roll

All part numbers in **BLUE** are new for 2025.

NELSON RIGG
COVERS · LUGGAGE · RAINWEAR



UltraMAX



ROUTE 1 TRAVELER TOUR TRUNK BAG

- Industry leading UltraMax™ fabric with maximum UV protection
- Mounts to most tour trunks luggage racks
- Can hold two full-face helmets even when non-expanded
- Additional 76 mm (3") expansion section for extra storage
- Three generous outer pockets for quick-access items
- Mesh pockets under lid and sides of main compartment
- Reflective piping for increased visibility
- Rugged quick-release buckles securely mount to rack
- Rigid construction helps bag hold its shape, even when empty

- Airline carry-on friendly
- Waterproof rain hood included
- Main compartment measures 56 cm L x 30,5 cm W x 37 cm H (22" x 12" x 14,5"); holds 63 L
- Expands to 56 cm L x 30,5 cm W x 43 cm H (22" x 12" x 17"); holds 73,5 L

PART #	DESCRIPTION
3516-0269	Route 1 Traveler Tour trunk rack bag



ROUTE 1 ROVER PET CARRIER

- UltraMax™ fabric for maximum UV protection
- For pets up to 9,1 kg (20 lb)
- Mounts to tour trunk racks, sissy bar
- Rigid construction and solid base panels
- Side panels unzip allowing maximum airflow
- Small permanently open side mesh vents
- Large lid opening for ease of access
- Lid has two-stage zipper opening; first stage allows flap to open with mesh closed, second stage opens mesh to allow pet to look out while on integrated leash
- Both lid panels roll back, with tab to secure open
- Wide front panel also has two-stage opening; first stage opens mesh porch, second stage opens completely
- All two-stage opening zippers securely latch together
- Base has padded removable panel for comfort and cleaning

- Adjustable leash allows pet to move freely
- Two side pockets for storing pet essentials
- Carry handles make for easy transport
- Reflective piping
- Main compartment measures 43 cm L x 30,5 cm W x 38 cm H (17" x 12" x 15"); holds 50 L

PART #	DESCRIPTION
3515-0214	Route 1 pet carrier

All part numbers in **BLUE** are new for 2025.

NELSON RIGG
COVERS · LUGGAGE · RAINWEAR



UltraMAX

TRAVELER TAIL BAG

- Made with industry-leading UltraMax™ fabric
- Maximum UV protection against fading
- Universal fitment on trunks and luggage racks
- Fits inside all Harley-Davidson Tour Trunks
- 100% waterproof rain cover included
- Quick-release straps securely mount to trunk rack
- Also mounts to backrest/sissy bar and racks
- Rigid construction with mesh pocket under lid



- Lined interior easily holds a full-face helmet
- Reflective piping for enhanced visibility
- Carry handles for transporting off the bike
- Dimensions: 45,5 cm L x 30,5 cm W x 25,5 cm H (18" x 12" x 10")
- Holds 35 L

PART

3515-0220

DESCRIPTION

Traveler tail bag



HURRICANE RIGGPAK CRASH/BAR TAIL BAG

- Waterproof roll closure with quick-release buckles
- Made from heavy-duty UV-treated PVC tarpaulin material
- All seams are electronically heat-welded
- Fits most crash bars, luggage racks and seats
- Integrated MOLLE system
- Universal mounting using hook-and-loop straps and or adjustable quick-release buckles
- Holds approximately 5 L
- Measures 16 cm L x 10 cm W x 30,5 cm (6 1/4" x 4" x 12")
- Sold each

PART

3516-0401

DESCRIPTION

Hurricane RiggPak crash bar/tail bag



TRAILS END BOTTLE HOLDER

- Industry leading UltraMax® fabric with maximum UV protection
- Roll top closure ensures bottle stays secure
- Integrated straps weave into MOLLE systems as found on trails end tail bags
- Includes four webbing straps and buckles can mount to most racks
- Holds bottles up to 887 ml (30 US fl oz.)
- 30,5 cm L x 95 mm D (12" x 3,75")

PART

3501-1462

DESCRIPTION

Trails End bottle holder

All part numbers in **BLUE** are new for 2025.



GREG LUTZKA SIGNATURE CRUISER HANDLEBAR BAG

- Greg Lutzka signature series
- Made with industry leading UltraMax™ fabric
- UV fade-and water-resistant
- Touchscreen-friendly cell pocket
- Universal fitment on T-bars and handlebars
- Adjustable hook-and-loop straps for easy attachment
- Carry strap included
- Measures 19 cm L x 10 cm W x 17,8 cm H (7 1/2" L x 4" W x 7" H)



PART #	DESCRIPTION
3510-0175	Greg Lutzka signature cruiser handlebar bag

GREG LUTZKA SIGNATURE UNIVERSAL HANDLEBAR BAG

- Greg Lutzka signature series
- Made from heavy-duty poly-blend
- UV fade-and water-resistant
- Universal fitment on cruiser and off-road handlebars
- Adjustable hook, loop straps and wet-strap tension buckle for ease of attachment
- Measures 25 cm L x 10 cm W x 13 cm H (10" L x 4" W x 5" H)



PART #	DESCRIPTION
3510-0174	Greg Lutzka signature universal handlebar bag

USA (UNDER SEAT ATTACHMENT)

- For use when you don't have a backrest or luggage rack
- Four heavy-duty, self-fastening webbing straps
- Four metal "D" rings for attaching straps and hooks
- Fully adjustable to fit under most seat configurations
- Protective material to help prevent scratching or movement



PART #	DESCRIPTION
3515-0205	USA (Under Seat Attachment)

RIGG STRAPS™ KIT

- RIGG STRAPS™ patented cam-hook design made from aircraft grade aluminum
- Strap system used for a variety of gear tie down options
- Heavy duty webbing 1,5 m (60") max length
- Loop ends for additional connection points
- Pull force not to exceed 100 lbs.
- Sold in pairs

NOTE: Not intended for towing or vehicle tie-down.



PART #	DESCRIPTION
3920-0504	RIGG STRAPS™ kit

SIERRA DRY SADDLEBAGS STRAP KIT

- 1,5 m (60") max length
- Universal fit
- Set of four straps



PART #	DESCRIPTION
3501-2007	Sierra Dry saddlebag strap kit

All part numbers in **BLUE** are new for 2025.

WINDSHIELDS
& FAIRINGSSADDLEBAGS
& LUGGAGESEATS &
SISSY BARS

EXHAUST

FUEL/AIR
SYSTEMS

ENGINE

TRANSMISSION,
CLUTCH LINE
& DRIVELINEGASKETS
& SEALS

ELECTRICAL

LIGHTING
& LICENSE
PLATESHANDLEBARS,
CONTROLS
& MIRRORS

CABLES

BRAKES &
BRAKE LINESTANKS &
OIL FILTERSDASHES
& GAUGESFRAMES &
SUSPENSION

FENDERS

FOOTRESTS &
FLOORBOARDSWHEELS
& AXLESCOVERS,
LOCKS &
GENERALAUDIO,
COMMUNICATION
& MOUNTS

RIGG GEAR SADDLEBAG QUICK RELEASE PLATE

- Aircraft grade aluminum plate and mounting hardware
- Powdercoated and anodized finish for maximum durability
- Stainless steel screws and washers will not rust
- Fits most tubular pannier racks up to 18 mm and 20 mm racks with optional latch
- Compatible with racks offset for exhaust with optional aluminum extension
- Designed for Rigg Gear Hurricane and Sierra saddlebags
- Works with Sierra and other dual sport saddlebags with optional strap
- Accommodates most aftermarket soft panniers
- Lockable release latch (lock sold separately)

PART #	DESCRIPTION
3501-2004	Rigg Gear saddlebag quick release plate
REPLACEMENT PARTS AND ACCESSORIES	
3501-2005	20 mm replacement latch



3501-2004

3501-2005

- Can be hard mounted to most plastic hard cases
- Rotopax Ready
- 13,6 kg (30 lb) weight limit or the weight limit of your pannier rack (whichever is less)
- Measures 35,5 cm L x 33 cm H (14" L x 13" H)
- Sold as a pair

PART #	DESCRIPTION
REPLACEMENT PARTS AND ACCESSORIES (CONT)	
3501-2006	Saddlebag plate latch extension



480 SADDLEBAG KING COOLER

- Turn your saddlebag into an insulated cooler
- Liner is insulated, waterproof and custom fit saddlebags
- Ideal for hot, dusty roads, picnics or parties
- Measures 48,5 cm x 25,5 cm x 15 cm (19" x 10" x 6")
- Sold each

PART #	DESCRIPTION
3511-0026	King Cooler




SADDLEBAG LINERS

- Specifically designed to fit the Indian hard saddlebags
- No need for saddlebag organizers; liners feature three storage compartments on top with zipper closures
- Constructed of heavyweight polyester fabric with a PVC internal coating
- Center compartment is made of a see-through mesh for locating items quickly
- Zippers on the outer compartments wrap around two sides for easy access

PART #	DESCRIPTION
3501-1646	For 14-22 Chief/Chieftain Vintage/Classic/Limited, 16-22 Dark Horse, 17-22 Springfield, 15-22 Roadmaster, 20-22 Challenger

- The zipper on the main liners wraps around three sides and the lid will flip up, creating an open access for EZ loading and locating items
- Each liner has two 25 mm (1") handles that can be joined together with hook-and-loop material for easy carrying
- Measures 58,5 cm L x 19 cm W x 25,5 cm H (23" L x 7 1/2" W x 10" H)
- Sold in pairs

All part numbers in **BLUE** are new for 2025.



1510-0856



1510-0857

BA DETACHABLE SOLO LUGGAGE RACKS

- Big Ass solo luggage rack is 30% larger than the standard rack
- Features a 6,35 cm (2.5") Kick up at the rear to help secure items
- Uses Cobra's proprietary release mechanism, allowing the rack to be installed/removed in a matter of seconds

- Docking kit included with all necessary mounting hardware
- Available in chrome or gloss black finish
- Measures 34,3 cm L x 44,5 cm W (13,5" x 17,5")

PART #	DESCRIPTION
FOR 15-24 SCOUT (EXCEPT BOBBER)	
1510-0856	Chrome

PART #	DESCRIPTION
FOR 15-24 SCOUT (EXCEPT BOBBER) (CONT)	
1510-0857	Black

1510-1023



1501-0732



1510-1030



1501-0726

BA DETACHABLE WRAPAROUND RACKS

- Racks for full length seats are approximately 33 cm (13") from front to back and 48,26 cm W (19")
- Racks for solo seats with pillions are 43,2 cm W (17")

- Include docking kit (unless noted)
- Available in chrome or gloss black finish

DETACHABLE RACKS

PART #	DESCRIPTION
FOR 22-24 CHIEF	
1510-1023	Chrome
1510-1024	Black
1510-1025 ²	Chrome
1510-1026 ²	Black
FOR 18-24 SCOUT BOBBER	
1510-1029	Chrome
1510-1030	Black

PART #	DESCRIPTION
FOR 17-24 CHIEFTAIN LIMITED/CHIEFTAIN ELITE, 16-24 CHIEFTAIN DARK HORSE AND 14-24 CHIEFTAIN	
1501-0731 ¹	Chrome
1501-0732 ¹	Black

¹ Docking kits sold separately.

² Not compatible with saddlebags or OEM docking kits.

DOCKING KITS

PART #	DESCRIPTION
FOR 17-23 CHIEFTAIN LIMITED/CHIEFTAIN ELITE, 16-23 CHIEFTAIN DARK HORSE AND 14-22 CHIEFTAIN	
1501-0725	Chrome

PART #	DESCRIPTION
FOR 17-23 CHIEFTAIN LIMITED/CHIEFTAIN ELITE, 16-23 CHIEFTAIN DARK HORSE AND 14-22 CHIEFTAIN (CONT)	
1501-0726	Black

All part numbers in **BLUE** are new for 2025.

WINDSHIELDS
& FAIRINGSSADDLEBAGS
& LUGGAGESEATS &
SISSY BARS

EXHAUST

FUEL/AIR
SYSTEMS

ENGINE

TRANSMISSION,
CLUTCH LINE
& DRIVELINEGASKETS
& SEALS

ELECTRICAL

LIGHTING
& LICENSE
PLATESHANDLEBARS,
CONTROLS
& MIRRORS

CABLES

BRAKES &
BRAKE LINESTANKS &
OIL FILTERSDASHES
& GAUGESFRAMES &
SUSPENSION

FENDERS

FOOTRESTS &
FLOORBOARDSWHEELS
& AXLESCOVERS,
LOCKS &
GENERALAUDIO,
COMMUNICATION
& MOUNTS

1510-1022



1501-0733



1501-0730



1510-1028



BA DETACHABLE LUGGAGE RACKS

- Uses Cobra's® proprietary release mechanism, allowing the rack to be installed/removed in seconds
- Uses simple plunger-type spring for installation and removal
- Must install a Cobra docking kit (sold separately, unless noted)
- Measures 35,5 cm L x 44,5 cm W (14" x 17,5")

PART

FOR 22-24 CHIEF

1510-1021

Chrome flip-up rack

1510-1022

Black flip-up rack

FOR 20-24 CHALLENGER/CHALLENGER DARK HORSE/CHALLENGER LIMITED/VINTAGE/VINTAGE DARK HORSE, 19-24 CHIEF DARK HORSE, 18-24 CHIEFTAIN CLASSIC/SPRINGFIELD DARK HORSE, 17-24 CHIEFTAIN LIMITED/CHIEFTAIN ELITE/ROADMASTER, 16-24 CHIEFTAIN DARK HORSE/SPRINGFIELD, 14-24 CHIEFTAIN, 18-19 ROADMASTER ELITE, 17-18 ROADMASTER CLASSIC, 14-19 CHIEF VINTAGE AND 14-18 CHIEF CLASSIC

1501-0733

Chrome flat rack

1501-0730

Black flip-up rack

FOR 18-24 SCOUT BOBBER

1510-1027^{1, 2}

Chrome

1510-1028^{1, 2}

Black

¹ Will not work with detachable backrest, passenger seat, extended-reach rider backrest, saddlebags or OEM docking kits.

² Includes docking kit.

DOCKING KITS

PART #	DESCRIPTION	PART #	DESCRIPTION
1501-0725	Chrome docking kit	1501-0726	Black docking kit



1501-0725

DESCRIPTION

DETACHABLE LUGGAGE RACK AND DOCKING KIT

- Same proprietary quick-release mechanism as Cobra's® beloved backrests
- Docking kit included for easy installation and rapid removal
- Measures 35,5 cm L x 21,5 W (14" x 8,5")

PART

1510-0855

DESCRIPTION

For 15-24 Scout



All part numbers in **BLUE** are new for 2025.



1510-1018



1510-1019



DETACHABLE SOLO LUGGAGE RACKS

- Mount all your gear without scratching your bike's fender
- Uses Cobra's® proprietary quick release mechanism, allowing the rack to be installed/removed in a matter of seconds

PART #	DESCRIPTION
FOR 22-24 CHIEF	
1510-1017	Chrome
1510-1018	Black

- Includes mounting kit and all necessary hardware
- Measures 35,5 cm L x 21,6 cm W (8,5" x 14")
- Available in chrome or gloss black finish

PART #	DESCRIPTION
FOR 18-24 SCOUT BOBBER	
1510-1019	Chrome
1510-1020	Black



3550-0295



TRUNK RELOCATION BRACKETS

- Moves trunk back 51 mm (2")
- Chrome-plated
- Easy to install

PART #	DESCRIPTION
FOR 15-24 ROADMASTER	
3550-0427	Black



PART #	DESCRIPTION
FOR 15-24 ROADMASTER (CONT)	
3550-0295	Chrome



0822-0358



PASSENGER ARMRESTS

- Pivot out horizontally to allow access to the passenger seat without inhibiting access to the trunk
- Water-resistant and feature two-inch thick padding
- Adjustable tension knobs and magnets hold arms in place while in use

PART #	DESCRIPTION
FOR 15-21 ROADMASTER	
0822-0358	Black



0822-0359

- Installation uses existing bolt holes, no drilling or cutting required
- Includes cup holder mounting (cup holders sold separately)

PART #	DESCRIPTION
FOR 15-21 ROADMASTER (CONT)	
0822-0359	Tan

All part numbers in **BLUE** are new for 2025.

WINDSHIELDS & FAIRINGS

SADDLEBAGS & LUGGAGE

SEATS & SISSY BARS

EXHAUST

FUEL/AIR SYSTEMS

ENGINE

TRANSMISSION, CLUTCH LINE & DRIVELINE

GASKETS & SEALS

ELECTRICAL

LIGHTING & LICENSE PLATES

HANDLEBARS, CONTROLS & MIRRORS

CABLES

BRAKES & BRAKE LINES

TANKS & OIL FILTERS

DASHES & GAUGES

FRAMES & SUSPENSION

FENDERS

FOOTRESTS & FLOORBOARDS

WHEELS & AXLES

COVERS, LOCKS & GENERAL

AUDIO, COMMUNICATION & MOUNTS


DRAG
Specialties
seats


0810-2274



LOW-PROFILE TOURING SEATS WITH FORWARD-POSITIONING

- Features solar-reflective leather in the seating area and automotive-grade vinyl on the sides (unless noted); patented process reduces surface temperature by as much as 14 °C (25 °F) for a cooler seat, higher durability and longer life over conventional leather or vinyl
- 5 mm ($\frac{3}{16}$ ") ABS thermoformed seat base for a perfect fit, with a carpeted bottom and rubber bumpers to protect paint
- Seat is made narrow up front for better leg clearance to ground contact

- Features a 12,5 cm (5") tall driver support
- Seat moves the rider forward 25 mm (1") and 13 mm ($\frac{1}{2}$ ") lower compared to the factory seat
- Seat is 51 mm (2") further forward compared to stock seat
- Includes all mounting hardware

PART

DESCRIPTION

FOR 14-21 CHIEF, 14-23 CHIEFTAIN/CHIEFTAIN VINTAGE/CLASSIC/LIMITED, 16-22 DARK HORSE, 17-23 SPRINGFIELD, 15-23 ROADMASTER

81 CM L OVERALL (37,5 CM L X 37,5 CM W FRONT) (38 CM L X 28 CM W REAR), 12,5 CM RISE; 32" L OVERALL

(14 $\frac{3}{4}$ " L X 14 $\frac{3}{4}$ " W FRONT) (15" L X 11" W REAR), 5" RISE

0810-2273¹

Double diamond, black thread, vinyl

0810-2274

Double diamond, black thread

¹ Not solar-reflective leather.



LOW-PROFILE TOURING SEAT

- High-quality automotive-grade vinyl
- Molded polyurethane foam for maximum comfort and styling
- 5 mm ($\frac{3}{16}$ ") ABS thermoformed seat base for a perfect fit, with a carpeted bottom and rubber bumpers to protect paint
- Features a 14 cm (5 $\frac{1}{2}$ ") tall driver support
- Seat geometry places rider 51 mm (2") further back than the Drag Specialties Low Profile Touring forward seat and up to 13 mm ($\frac{1}{2}$ ") lower than stock seat

- Seat is made narrow up front for better leg clearance to ground contact
- Includes all mounting hardware

PART

DESCRIPTION

FOR 14-21 CHIEF, 14-23 CHIEFTAIN/CHIEFTAIN VINTAGE/CLASSIC/LIMITED, 16-22 DARK HORSE, 17-23 SPRINGFIELD, 15-23 ROADMASTER

81 CM L OVERALL (43 CM L X 37,5 CM W FRONT) (33 CM L X 28 CM W REAR) 32" L OVERALL (17" L X 14 $\frac{3}{4}$ " W FRONT) (13" L X 11" W REAR)

0810-2258

Double diamond, black thread

All part numbers in **BLUE** are new for 2025.



PREDATOR III FORWARD POSITIONING SEAT

- High-quality automotive-grade vinyl
- Molded polyurethane foam for maximum comfort and styling
- 5 mm ($\frac{3}{16}$ ") ABS thermoformed seat base for a perfect fit, with a carpeted bottom and rubber bumpers to protect paint
- Features a 16,5 cm (6 $\frac{1}{2}$ ") tall driver support
- Seat is made narrow up front for better leg clearance
- Seat moves the rider forward 25 mm (1") and 13 mm ($\frac{1}{2}$ ") lower compared to the factory seat
- Seat geometry is 51 mm (2") further forward than the Drag Specialties Predator III standard seat
- Includes all mounting hardware



PART

DESCRIPTION

FOR 14-21 CHIEF, 14-23 CHIEFTAIN/CHIEFTAIN VINTAGE/CLASSIC/LIMITED, 16-22 DARK HORSE, 17-23 SPRINGFIELD, 15-23 ROADMASTER

81 CM L OVERALL (37,5 CM L X 32 CM W FRONT) (30,5 CM L X 18 CM W REAR); 32" L OVERALL (14 $\frac{3}{4}$ " L X 12 $\frac{1}{2}$ " W FRONT) (12" L X 7 $\frac{1}{4}$ " W REAR) 6 $\frac{1}{2}$ " RISE
0810-2270 Double diamond, black thread



0810-2262



0810-2120

PREDATOR III SEATS

- Automotive-grade vinyl cover
- Features a 15 cm (6") tall driver support
- Molded polyurethane foam for maximum comfort and styling

- 5 mm ($\frac{3}{16}$ ") ABS thermoformed seat base for a perfect fit, with a carpeted bottom and rubber bumpers to protect paint
- Includes all mounting hardware

PART

DESCRIPTION

FOR 14-21 CHIEF, 14-23 CHIEFTAIN/CHIEFTAIN VINTAGE/CLASSIC/LIMITED, 16-22 DARK HORSE, 17-23 SPRINGFIELD, 15-23 ROADMASTER

81 CM L OVERALL (42,5 CM L X 32 CM W FRONT) (28 CM L X 18 CM W REAR); 32" L OVERALL (16 $\frac{3}{4}$ " L X 12 $\frac{1}{2}$ " W FRONT) (11" L X 7 $\frac{1}{4}$ " W REAR) 6" RISE
0810-2262 Double diamond, black thread

FOR 15-23 SCOUT/SCOUT SIXTY (EXCEPT SCOUT BOBBER)

73,5 CM L OVERALL (30 CM L X 32 CM W FRONT) (29 CM L X 17 CM W REAR) (29" L OVERALL (11 $\frac{3}{4}$ " L X 12 $\frac{1}{2}$ " W FRONT) (11 $\frac{1}{2}$ " L X 6 $\frac{3}{4}$ " W REAR))
0810-2119 Double diamond, black thread

0810-2120 Double diamond, silver thread

0810-2120



0810-2265



0810-2267

SOLO SEATS

- High-quality automotive-grade vinyl cover
- Molded polyurethane foam for maximum comfort and styling
- 5 mm ($\frac{3}{16}$ ") ABS thermoformed seat base for a perfect fit, with a carpeted bottom and rubber bumpers to protect paint
- Features a 76 mm (3") tall back for support

- Seat is made narrow up front for better leg clearance to ground contact
- Seat moves the rider back 25 mm (1") and 13 mm ($\frac{1}{2}$ ") lower compared to the factory seat
- Includes all mounting hardware

PART

DESCRIPTION

FOR 14-21 CHIEF, 14-23 CHIEFTAIN/CHIEFTAIN VINTAGE/CLASSIC/LIMITED, 16-22 DARK HORSE, 17-23 SPRINGFIELD, 15-23 ROADMASTER

59,5 CM L OVERALL (43 CM L X 32,5 CM W FRONT), 76 MM (3") RISE; 23 $\frac{1}{2}$ " L OVERALL (17" L X 12 $\frac{3}{4}$ " W FRONT), 5" RISE
0810-2265 Smooth, vinyl

0810-2267 Double diamond, black thread

0810-2267

All part numbers in **BLUE** are new for 2025.

WINDSHIELDS
& FAIRINGSSADDLEBAGS
& LUGGAGESEATS &
SISSY BARS

EXHAUST

FUEL/AIR
SYSTEMS

ENGINE

TRANSMISSION,
CLUTCH LINE
& DRIVELINEGASKETS
& SEALS

ELECTRICAL

LIGHTING
& LICENSE
PLATESHANDLEBARS,
CONTROLS
& MIRRORS

CABLES

BRAKES &
BRAKE LINESTANKS &
OIL FILTERSDASHES
& GAUGESFRAMES &
SUSPENSION

FENDERS

FOOTRESTS &
FLOORBOARDSWHEELS
& AXLESCOVERS,
LOCKS &
GENERALAUDIO,
COMMUNICATION
& MOUNTS

WINDSHIELDS
& FAIRINGSSADDLEBAGS
& LUGGAGESEATS &
SISSY BARS

EXHAUST

FUEL/AIR
SYSTEMS

ENGINE

TRANSMISSION,
CLUTCH LINE
& DRIVELINEGASKETS
& SEALS

ELECTRICAL

LIGHTING
& LICENSE
PLATESHANDLEBARS,
CONTROLS
& MIRRORS

CABLES

BRAKES &
BRAKE LINESTANKS &
OIL FILTERSDASHES
& GAUGESFRAMES &
SUSPENSION

FENDERS

FOOTRESTS &
FLOORBOARDSWHEELS
& AXLESCOVERS,
LOCKS &
GENERALAUDIO,
COMMUNICATION
& MOUNTS



0810-2257

BOBBER-STYLE FRONT AND REAR SOLO SEATS

- Looks like a vintage spring solo seat, but is rigid-mounted
- High-quality automotive-grade vinyl
- Molded polyurethane foam for maximum comfort and styling
- 5 mm ($\frac{3}{16}$ ") ABS thermoformed seat base for a perfect fit, with a carpeted bottom and rubber bumpers to protect paint
- Front solo seats can be used with or without a rear solo seat
- Rear seat PART #0810-1993 features solar-reflective leather in the seating area and automotive-grade vinyl on the sides (unless noted); patented process reduces surface temperature by as much as 14 °C (25 °F) for a cooler seat, higher durability and longer life over conventional leather or vinyl

PART #	DESCRIPTION
FOR 18-23 SCOUT BOBBER	
FRONT SOLO SEATS 38 CM L OVERALL X 25 CM L X 32,5 CM W (15" L OVERALL X 10" L X 12 3/4" W)	
0810-2257	Diamond stitch



0810-1993



- Rear solo seats will work with OEM front solo seats, sold separately
- All will work with the OEM driver backrest bar
- Includes all mounting hardware

PART #	DESCRIPTION
FOR 18-23 SCOUT BOBBER W/ ABS AND W/O ABS	
REAR SOLO SEAT 30 CM L X 19 CM W (11 3/4" L X 7 1/2" W)	
0810-1993 ¹	Smooth

¹ Solar-reflective leather.

0810-2254



0810-2255

**3/4 SOLO SEATS**

- Gives the bike a cafe-racer style look
- Has a 15 cm (6") rise at the back of the seat for added support
- Features solar-reflective leather in the seating area and automotive-grade vinyl on the sides (unless noted); patented process reduces surface temperature by as much as 14 °C (25 °F) for a cooler seat, higher durability and longer life over conventional leather or vinyl
- Molded polyurethane foam for maximum comfort and styling
- 5 mm ($\frac{3}{16}$ ") ABS thermoformed seat base for a perfect fit, with a carpeted bottom and rubber bumpers to protect paint
- Extended-reach seat is approximately 25 mm (1") taller than standard seat height; positions the rider approximately 38 mm (1 1/2") back from the stock seating position
- Mount just like the OEM seat; no additional hardware needed
- Includes all mounting hardware

FOR 18-23 SCOUT BOBBER		FOR 18-23 SCOUT BOBBER W/ ABS AND W/O ABS	
PART #	DESCRIPTION	PART #	DESCRIPTION
3/4 SOLO SEAT; 56 CM L OVERALL (28 CM L X 28,5 CM W FRONT) (23 CM L X 12,5 CM W REAR); 22" L OVERALL (11" L X 11 1/4" W FRONT) (9" L X 5" W REAR)		3/4 SOLO SEAT; 56 CM L OVERALL (28 CM L X 28,5 CM W FRONT) (23 CM L X 12,5 CM W REAR); 22" L OVERALL (11" L X 11 1/4" W FRONT) (9" L X 5" W REAR) (CONT)	
0810-2254	Smooth	0810-2255	Diamond stitch

All part numbers in **BLUE** are new for 2025.

WINDSHIELDS
& FAIRINGSSADDLEBAGS
& LUGGAGESEATS &
SISSY BARS

EXHAUST

FUEL/AIR
SYSTEMS

ENGINE

TRANSMISSION,
CLUTCH LINE
& DRIVELINEGASKETS
& SEALS

ELECTRICAL

LIGHTING
& LICENSE
PLATESHANDLEBARS,
CONTROLS
& MIRRORS

CABLES

BRAKES &
BRAKE LINESTANKS &
OIL FILTERSDASHES
& GAUGESFRAMES &
SUSPENSION

FENDERS

FOOTRESTS &
FLOORBOARDSWHEELS
& AXLESCOVERS,
LOCKS &
GENERALAUDIO,
COMMUNICATION
& MOUNTS


SADDLEMEN[®]

THE GEL-SEAT EXPERTS / SINCE 1987


0810-2352



0810-2346



0822-0506

**ROADSOFA™ SEATS**

- Tall lumbar support and wide driver saddle supports the back and legs for superior comfort, while the streamlined nose improves the rider's reach to the ground
- Refined split-cushion design maximizes long-range comfort by separating the seating surface from the lumbar support to reduce tailbone and back pressure

- GelCore™ in front and rear reduces tailbone pressure and increases circulation and comfort for both driver and passenger
- Seats available heated or unheated and with or without driver's backrest
- Optional touring trunk backrest pad available for select models

PART #	DESCRIPTION
FOR 20-24 CHALLENGER	
HEATED	
0810-2353	W/o driver's backrest
0810-2352	W/ driver's backrest
UNHEATED	
0810-2350	W/o driver's backrest
0810-2351	W/ driver's backrest

PART #	DESCRIPTION
FOR 14-24 CHIEF CLASSIC/VINTAGE/DARK HORSE, 14-24 CHIEFTAIN/CLASSIC/LIMITED, 14-24 ROADMASTER/CLASSIC/DARK HORSE, 14-24 SPRINGFIELD/DARK HORSE AND 14-20 CHIEF	
HEATED	
0810-2349	W/o driver's backrest
0810-2348	W/ driver's backrest
UNHEATED	
0810-2346	W/o driver's backrest
0810-2347	W/ driver's backrest
BACKREST PAD	
0822-0506	Passenger backrest/trunk pad



0810-2186



0810-2241

**ROADSOFA™ CF SEATS**

- Constructed from contrasting carbon fiber weave and SaddleHyde™
- GelCore™ in front and rear reduces tailbone pressure and increases circulation and comfort for both driver and passenger
- Tall lumbar support and wide driver saddle support the back and legs for superior comfort, while the streamlined nose improves the rider's reach to the ground

- Available with or without driver's backrest
- Matching passenger backrest/trunk pad (sold separately) completes the custom look

FOR 20-24 CHALLENGER			
PART #	DESCRIPTION	PART #	DESCRIPTION
HEATED			
0810-2184	W/o driver's backrest	0810-2185	W/ driver's backrest
0810-2186	W/ driver's backrest		

FOR 14-24 CHIEF CLASSIC/VINTAGE/DARK HORSE, 14-24 CHIEFTAIN/CLASSIC/LIMITED, 14-24 ROADMASTER/CLASSIC/DARK HORSE, 14-24 SPRINGFIELD/DARK HORSE AND 14-20 CHIEF					
PART #	DESCRIPTION	PART #	DESCRIPTION	PART #	DESCRIPTION
HEATED					
0810-2242	W/o driver's backrest	0810-2241	W/o driver's backrest	0822-0424	Passenger backrest/trunk pad
0810-2244	W/ driver's backrest	0810-2243	W/ driver's backrest		

All part numbers in **BLUE** are new for 2025.

- WINDSHIELDS & FAIRINGS
- SADDLEBAGS & LUGGAGE
- SEATS & SISSY BARS**
- EXHAUST
- FUEL/AIR SYSTEMS
- ENGINE
- TRANSMISSION, CLUTCH LINE & DRIVELINE
- GASKETS & SEALS
- ELECTRICAL
- LIGHTING & LICENSE PLATES
- HANDLEBARS, CONTROLS & MIRRORS
- CABLES
- BRAKES & BRAKE LINES
- TANKS & OIL FILTERS
- DASHES & GAUGES
- FRAMES & SUSPENSION
- FENDERS
- FOOTRESTS & FLOORBOARDS
- WHEELS & AXLES
- COVERS, LOCKS & GENERAL
- AUDIO, COMMUNICATION & MOUNTS



0810-2182



0810-2088



0822-0381



ROADSOFA™ LS SEATS

- Tall lumbar support and wide driver saddle support the back and legs for superior comfort, while the streamlined nose improves the rider's reach to the ground
- Refined split-cushion design maximizes long-range comfort by separating the seating surface from the lumbar support to reduce tailbone and back pressure
- GelCore™ in front and rear reduces tailbone pressure and increases circulation and comfort for both driver and passenger
- Ventilated soft leather upholstery provides a luxurious look and ride

PART #	DESCRIPTION
FOR 20-24 CHALLENGER	
HEATED	
0810-2180	W/o driver's backrest
0810-2182	W/ driver's backrest
UNHEATED	
0810-2179	W/o driver's backrest

- Made with perforated leather inserts and weatherproof, no-maintenance-required SaddleHyde™
- Includes a fitted rain cover specially designed to protect seat from water and dirt
- Matching passenger backrest/trunk pad (sold separately) completes the custom look
- Available with or without driver's backrest

PART #	DESCRIPTION
FOR 14-24 CHIEF CLASSIC/VINTAGE/DARK HORSE, 14-24 CHIEFTAIN/CLASSIC/LIMITED, 14-24 ROADMASTER/CLASSIC/DARK HORSE, 14-24 SPRINGFIELD/DARK HORSE AND 14-20 CHIEF	
HEATED	
0810-2089	W/o driver's backrest
0810-2091	W/ driver's backrest
UNHEATED	
0810-2088	W/o driver's backrest
0810-2090	W/ driver's backrest
BACKREST PAD	
0822-0381	Passenger backrest/trunk pad



0810-2188



0810-2094



0822-0382



ROADSOFA™ PT SEATS

- Tall lumbar support and wide driver saddle support the back and legs for superior comfort, while the streamlined nose improves the rider's reach to the ground
- Refined split-cushion design maximizes long-range comfort by separating the seating surface from the lumbar support to reduce tailbone and back pressure
- GelCore™ in front and rear reduces tailbone pressure and increases circulation and comfort for both driver and passenger
- Genuine pillow-top styling provides a luxurious look and ride

PART #	DESCRIPTION
FOR 20-24 CHALLENGER	
HEATED	
0810-2188	W/o driver's backrest
0810-2190	W/ driver's backrest
UNHEATED	
0810-2187	W/o driver's backrest

- Made with pillow-top inserts and weatherproof, no-maintenance-required SaddleHyde™
- Includes a fitted rain cover specially designed to protect seat from water and dirt
- Matching passenger backrest/trunk pad (sold separately) completes the custom look
- Available with or without driver's backrest

PART #	DESCRIPTION
FOR 14-24 CHIEF CLASSIC/VINTAGE/DARK HORSE, 14-24 CHIEFTAIN/CLASSIC/LIMITED, 14-24 ROADMASTER/CLASSIC/DARK HORSE, 14-24 SPRINGFIELD/DARK HORSE AND 14-20 CHIEF	
HEATED	
0810-2093	W/o driver's backrest
0810-2095	W/ driver's backrest
UNHEATED	
0810-2092	W/o driver's backrest
0810-2094	W/ driver's backrest
BACKREST PAD	
0822-0382	Passenger backrest/trunk pad

All part numbers in **BLUE** are new for 2025.

SADDLEMEN®
THE GEL-SEAT EXPERTS / SINCE 1987



CAREY HART SIGNATURE SERIES SEATS

- Designed by the legendary Carey Hart for ultimate performance, style and comfort
- Sleek design hugs the contours of the frame
- GelCore™ technology and ProFoam™ interior offer the pinnacle of support
- High lumbar support locks the rider into the saddle
- Available in black with black stitching

0810-2406



0810-2405



PART

0810-2406

0810-2405

DESCRIPTION

For 22-24 Chief/Dark Horse

For 14-24 Chief Classic/Vintage/Dark Horse, 14-24 Chieftain/Classic/Limited, 14-24 Roadmaster/Classic/Dark Horse, 14-24 Springfield/Dark Horse and 14-20 Chief

KLOCKWERKS™ PRO SERIES SEAT

- Trusted Saddlemen® quality with a signature KlockWerks™ twist
- High-performance comfort with a streamlined look
- Black SaddleHyde™ cover with black stitching
- Driver's portion measures 48,5 cm L x 37,5 cm W x 18 cm H (19" x 14,75" x 7")
- Passenger's portion measures 33 cm L x 21,5 cm W (13" x 8,5")

PART

FOR 14-24 CHIEF CLASSIC/VINTAGE/DARK HORSE, 14-24 CHIEFTAIN/CLASSIC/LIMITED, 14-24 ROADMASTER/CLASSIC/DARK HORSE, 14-24 SPRINGFIELD/DARK HORSE AND 14-20 CHIEF

0810-2193

DESCRIPTION

KlockWerks™ ProSeries seat



SLIM LS SEAT

- Lattice stitch (LS) seat infuses old-school lattice stitch retro styling with a modern twist
- Refined split-cushion design separates seating surface from lumbar support to reduce tailbone and back pressure for maximum long-range comfort
- Tall lumbar support and wide driver saddle support back and legs for superior comfort; streamlined nose improves reach to ground
- GelCore™ technology in both driver and passenger areas reduces tailbone pressure and increases circulation and comfort
- Perforated leather inserts and SaddleHyde™ cover
- Fitted, protective rain cover included
- Available in black



PART

FOR 20-24 CHALLENGER

0810-2191

DESCRIPTION

Slim LS seat



SLIM RP SEAT

- Old-school Roll & Pleat style SaddleHyde™ cover
- Refined split-cushion design separates seating surface from lumbar support to reduce tailbone and back pressure for maximum long-range comfort
- Tall lumbar support and wide driver saddle support back and legs for superior comfort; streamlined nose improves reach to ground
- GelCore™ technology in both driver and passenger areas reduces tailbone pressure and increases circulation and comfort
- Available in black



PART

FOR 20-24 CHALLENGER

0810-2192

DESCRIPTION

Slim RP seat

All part numbers in **BLUE** are new for 2025.

WINDSHIELDS & FAIRINGS

SADDLEBAGS & LUGGAGE

SEATS & SISSY BARS

EXHAUST

FUEL/AIR SYSTEMS

ENGINE

TRANSMISSION, CLUTCH LINE & DRIVELINE

GASKETS & SEALS

ELECTRICAL

LIGHTING & LICENSE PLATES

HANDLEBARS, CONTROLS & MIRRORS

CABLES

BRAKES & BRAKE LINES

TANKS & OIL FILTERS

DASHES & GAUGES

FRAMES & SUSPENSION

FENDERS

FOOTRESTS & FLOORBOARDS

WHEELS & AXLES

COVERS, LOCKS & GENERAL

AUDIO, COMMUNICATION & MOUNTS

WINDSHIELDS
& FAIRINGSSADDLEBAGS
& LUGGAGESEATS &
SISSY BARS

EXHAUST

FUEL/AIR
SYSTEMS

ENGINE

TRANSMISSION,
CLUTCH LINE
& DRIVELINEGASKETS
& SEALS

ELECTRICAL

LIGHTING
& LICENSE
PLATESHANDLEBARS,
CONTROLS
& MIRRORS

CABLES

BRAKES &
BRAKE LINESTANKS &
OIL FILTERSDASHES
& GAUGESFRAMES &
SUSPENSION

FENDERS

FOOTRESTS &
FLOORBOARDSWHEELS
& AXLESCOVERS,
LOCKS &
GENERALAUDIO,
COMMUNICATION
& MOUNTS


SADDLEMEN
THE GEL-SEAT EXPERTS / SINCE 1987



GEL CHANNEL TRACK-CF SPORT BIKE SEAT

- Performance oriented materials and construction
- More comfortable than any OEM seat
- Fine-grain SaddleHyde™ vinyl construction
- High-tech, carbon fiber-look cover with center channel strip and rear seat cover
- Designed specifically for the rider who needs a seat that can do everything—canyon carving, track days or commuting
- Features Gel Channel™ technology that incorporates a split piece of GelCore™ and a channel in the base foam to relieve pressure for all-day riding comfort

- Special seat cover materials allow for easy movement when riding aggressively
- Matches the height of the original seat and incorporates a specially-shaped nose that helps rider's feet better touch the ground at stops
- Bolts directly to bike like stock seat

PART #	DESCRIPTION
FOR 19-23 FTR1200	
0810-2203	Gel Channel Track CF sport bike seat



TRACK LS SEAT

- Track LS seat results from Saddlemen's® devotion to creating better looking, better fitting and more comfortable seats
- Improved GelCore™ progressive density formulation creates exceptional seat foundation
- Beautifully upholstered with unique, ventilated-style stitched leather cover that provides both a luxurious look and a comfortable ride
- Matches the height of the original seat and incorporates a specially-shaped nose that helps rider's feet better touch the ground at stops

- Custom-fitted rain cover included to protect the seat from water and dirt
- Bolts directly to bike like stock seat

PART #	DESCRIPTION
FOR 19-23 FTR1200	
0810-2204	Track LS seat



GP-V1 SPORT BIKE SEAT

- The sleekest and most functional race seat on the market
- High-quality, durable construction with an interior of progressive-density foam and GelCore™
- Carbon fiber seating area features gripper on the seat sides to maintain the best control of the motorcycle
- Matches the height of the original seat and incorporates a specially shaped nose that helps rider's feet better touch the ground at stops
- GelCore comfort comes standard with all GP-V1 seats to provide the most comfort in any seat
- Bolts directly to bike like stock seat

PART #	DESCRIPTION
FOR 19-23 FTR1200	
0810-2202	GP-V1 sport bike seat

All part numbers in **BLUE** are new for 2025.



GRIPPER STEP-UP™ SEATS

- Blend rider and passenger comfort with the ergonomics required to keep the rider locked in place and in control of the bike
- Combines a GelCore™ interior with Ultra-Foam to create a perfect balance of rigidity and user compliance
- The Ultra-Foam's unique molding process creates an element-resistant, self-skinning process that seals the foam from water and enhances the seat's durability as well as comfort
- Gripper lumbar will stick you to the seat
- Extended reach seat is designed for taller riders and moves the seating area 2" rearward
- All mounting hardware and instructions are included for easy installation
- Available with a black SaddleHyde™ cover with black stitching



0810-2313

PART #	DESCRIPTION	PART #	DESCRIPTION
FOR 22-24 CHIEF/CHIEF DARK HORSE		FOR 20-24 CHALLENGER	
0810-2313	Step-Up Gripper seat	0810-2412	Extended reach Step-Up Gripper seat



0810-2411



0810-2309



0810-2317



0810-2159



0810-2140



STEP-UP™ SEATS

- Saddlemen® collaborated with top freestyle performers to create the T-sport-inspired Step-Up™ lattice stitch (LS) or tuck-n'-roll (TR) seats
- LS seats infuse old-school lattice stitch retro styling with a modern twist
- TR seats feature true tuck-n'-roll styling
- Extended reach seats are designed for taller riders and move the seating area 50 mm (2") rearward
- High lumbar keeps the rider locked into the seat
- Features Saddlemen's Ultra-Foam, which is formulated to provide a perfect balance of rigidity and user compliance with integrated GelCore™ technology

- Whisper-grain SaddleHyde™ covers
- Installs easily with all necessary mounting hardware and instructions included

FOR 20-24 CHALLENGER			
PART #	DESCRIPTION	PART #	DESCRIPTION
STANDARD REACH		EXTENDED REACH	
0810-2171	Full LS	0810-2411	Full LS
0810-2173	Front TR	0810-2414	Front LS
0810-2205	Front TR, rear LS	0810-2413	Rear LS
EXTENDED REACH (CONT)			
0810-2415	Front TR		
0810-2410	Front TR, rear LS		

FOR 22-24 CHIEF/CHIEF DARK HORSE							
PART #	DESCRIPTION	PART #	DESCRIPTION	PART #	DESCRIPTION	PART #	DESCRIPTION
BLACK		BLACK (CONT)		BROWN		BROWN (CONT)	
0810-2314	Full LS	0810-2308	Front TR	0810-2315	Full LS	0810-2317	Front TR, rear LS
0810-2309	Front LS	0810-2316	Front TR, rear LS	0810-2310	Front LS		
0810-2311	Rear LS			0810-2312	Rear LS		

PART #	DESCRIPTION
FOR 14-24 CHIEF CLASSIC/VINTAGE/DARK HORSE, 14-24 CHIEFTAIN/CLASSIC/LIMITED, 14-24 ROADMASTER/CLASSIC/DARK HORSE, 14-24 SPRINGFIELD/DARK HORSE AND 14-20 CHIEF	
0810-2159	TR

FOR 18-24 SCOUT BOBBER					
PART #	DESCRIPTION	PART #	DESCRIPTION	PART #	DESCRIPTION
BLACK		BLACK (CONT)		BROWN	
0810-2135	Full LS	0810-2137	TR	0810-2139	Front LS
0810-2138	Front LS	0810-2167	Front TR, rear LS	0810-2141	Rear LS
0810-2140	Rear LS			0810-2168	Front TR, rear LS

All part numbers in **BLUE** are new for 2025.

WINDSHIELDS & FAIRINGS

SADDLEBAGS & LUGGAGE

SEATS & SISSY BARS

EXHAUST

FUEL/AIR SYSTEMS

ENGINE

TRANSMISSION, CLUTCH LINE & DRIVELINE

GASKETS & SEALS

ELECTRICAL

LIGHTING & LICENSE PLATES

HANDLEBARS, CONTROLS & MIRRORS

CABLES

BRAKES & BRAKE LINES

TANKS & OIL FILTERS

DASHES & GAUGES

FRAMES & SUSPENSION

FENDERS

FOOTRESTS & FLOORBOARDS

WHEELS & AXLES

COVERS, LOCKS & GENERAL

AUDIO, COMMUNICATION & MOUNTS

WINDSHIELDS & FAIRINGS

SADDLEBAGS & LUGGAGE

SEATS & SISSY BARS

EXHAUST

FUEL/AIR SYSTEMS

ENGINE

TRANSMISSION, CLUTCH LINE & DRIVELINE

GASKETS & SEALS

ELECTRICAL

LIGHTING & LICENSE PLATES

HANDLEBARS, CONTROLS & MIRRORS

CABLES

BRAKES & BRAKE LINES

TANKS & OIL FILTERS

DASHES & GAUGES

FRAMES & SUSPENSION

FENDERS

FOOTRESTS & FLOORBOARDS

WHEELS & AXLES

COVERS, LOCKS & GENERAL

AUDIO, COMMUNICATION & MOUNTS



DOMINATOR™ SOLO SEATS

- Combines GelCore™ interior, progressive-density foam and a Gel Channel™-design cover to provide riders with unparalleled comfort, control and modern style
- Gel Channel (GC) technology relieves seating pressure and increases blood flow, keeping the rider comfortable in the saddle
- GC-style center also provides an airflow passage
- The rugged carbon fiber (CF) weave and smooth vinyl cover hold up to hard use
- Large gel pad for additional foam support and vibration damping usually only found in much larger seats
- Marine-grade fiberglass pans and chrome brackets make sure the seat is suited for decades of riding
- Easy to install; some seats and pillion pads include additional mounting hardware as needed



0810-2152



0822-0399

- The matching optional driver's backrest installs in seconds without using tools and can be adjusted both horizontally and vertically to the rider's back and is removable for a sleek appearance

FOR 14-24 CHIEF CLASSIC/VINTAGE/DARK HORSE, 14-24 CHIEFTAIN/CLASSIC/LIMITED, 14-24 ROADMASTER/CLASSIC/DARK HORSE, 14-24 SPRINGFIELD/DARK HORSE AND 14-20 CHIEF

PART #	DESCRIPTION	PART #	DESCRIPTION
0810-2152	Dominator solo seat	0822-0399	Optional driver's backrest



0810-2305



0810-2154



0822-0399



0810-2133



0807-0214



RENEGADE™ LS SOLO SEATS AND PILLION PADS

- Built to streamline and complement the motorcycle while maintaining a comfortable ride
- Includes exclusive GelCore™ technology for additional comfort
- Popular lattice stitch (LS) retro styling
- Optional driver's backrest available for some models

PART #	DESCRIPTION	PART #	DESCRIPTION
FOR 22-24 CHIEF/DARK HORSE			
BLACK			
0810-2305	Renegade™ LS solo seat	FOR 14-24 CHIEF CLASSIC/VINTAGE/DARK HORSE, 14-24 CHIEFTAIN/CLASSIC/LIMITED, 14-24 ROADMASTER/CLASSIC/DARK HORSE, 14-24 SPRINGFIELD/DARK HORSE AND 14-20 CHIEF	
BROWN			
0810-2306	Renegade LS solo seat	0810-2154	Renegade LS solo seat
		0822-0399	Optional driver's backrest

FOR 18-24 SCOUT BOBBER			
PART #	DESCRIPTION	PART #	DESCRIPTION
BLACK			
0810-2132	Renegade™ LS solo seat	0810-2133	Renegade LS solo seat
0807-0213	Pillion pad	0807-0214	Pillion pad

All part numbers in **BLUE** are new for 2025.

SADDLEMEN
THE GEL-CORE EXPERTS / SINCE 1987



RENEGADE™ SOLO SEATS AND PILLION PADS

- Low, wide and comfortable with carefully designed contours and frame-hugging profile
- Combines a GelCore™ interior and ProFoam channel design for unparalleled comfort and modern styling
- Seats and matching pillion pads available in studded or plain styles

PART #	DESCRIPTION
FOR 22-24 CHIEF/DARK HORSE	
PLAIN	
0810-2304	Renegade™ Solo seat
STUDED	
0810-2303	Renegade Solo seat

- Available in black SaddleHyde™ with black stitching
- Optional driver's backrest available for some seats
- All necessary mounting hardware and instructions included

PART #	DESCRIPTION
FOR 14-24 CHIEF CLASSIC/VINTAGE/DARK HORSE, 14-24 CHIEFTAIN/CLASSIC/LIMITED, 14-24 ROADMASTER/CLASSIC/DARK HORSE, 14-24 SPRINGFIELD/DARK HORSE AND 14-20 CHIEF	
PLAIN	
0810-2151	Renegade Solo seat
0822-0399	Optional driver's backrest
STUDED	
0822-0399	Optional driver's backrest

FOR 18-24 SCOUT BOBBER	
PART #	DESCRIPTION
PLAIN	
0810-2131	Renegade Solo seat
0807-0212	Pillion pad

PART #	DESCRIPTION
STUDED	
0810-2130	Renegade Solo seat



KNUCKLE RENEGADE™ SOLO SEATS

- Instantly transform your bike with this audacious new custom seat
- Deep, aggressive ribs are carefully stitched into the black SaddleHyde™ cover
- Hand-crafted GelCore™ provides comfort that is not usually present in a low-profile seat

PART #	DESCRIPTION
FOR 22-24 CHIEF/DARK HORSE	
0810-2307	Knuckle Renegade™ solo seat
FOR 14-24 CHIEF CLASSIC/VINTAGE/DARK HORSE, 14-24 CHIEFTAIN/CLASSIC/LIMITED, 14-24 ROADMASTER/CLASSIC/DARK HORSE, 14-24 SPRINGFIELD/DARK HORSE AND 14-20 CHIEF	
0822-0399	Optional driver's backrest

- Plated hardware ensures a perfect fit and simple installation
- Optional driver's backrest available for PART #0810-2153

PART #	DESCRIPTION
FOR 18-24 SCOUT BOBBER	
0810-2129	Knuckle Renegade solo seat
0807-0210	Pillion pad

All part numbers in **BLUE** are new for 2025.

WINDSHIELDS & FAIRINGS

SADDLEBAGS & LUGGAGE

SEATS & SISSY BARS

EXHAUST

FUEL/AIR SYSTEMS

ENGINE

TRANSMISSION, CLUTCH LINE & DRIVELINE

GASKETS & SEALS

ELECTRICAL

LIGHTING & LICENSE PLATES

HANDLEBARS, CONTROLS & MIRRORS

CABLES

BRAKES & BRAKE LINES

TANKS & OIL FILTERS

DASHES & GAUGES

FRAMES & SUSPENSION

FENDERS

FOOTRESTS & FLOORBOARDS

WHEELS & AXLES

COVERS, LOCKS & GENERAL

AUDIO, COMMUNICATION & MOUNTS



HEATED ONE-PIECE TOURING SEAT

- Seat features high/low dual-heating controls for driver and passenger
- Controls are hidden beneath the diamond-stitched black seat cover
- Driver seating area measures approximately 38 cm (15") W
- Seat also puts driver 19 mm (3/4") lower and 22 mm (7/8") further back than the stock seating position for improved comfort
- Fully adjustable driver's backrest pad is included; pad can be easily removed and folds for convenient storage
- Seat base is marine-grade fiberglass construction with proprietary comfort foam padding



PART #	DESCRIPTION
FOR 14-24 CHIEFTAIN, 16-24 SPRINGFIELD, 15-24 ROADMASTER, 14-20 CHIEF, 21 VINTAGE	
0810-2144	Diamond-stitched w/ white thread; black



0810-2018

SHOPE SIGNATURE SERIES TRIPPER SEATS

- Designed exclusively by John Shope of Dirty Bird Concepts®
- Features double-stitched, high-quality expanded vinyl
- Perforated design with diamond-stitched center panel

PART #	FRONT WIDTH
FOR 15-24 CHIEFTAIN, 16-24 SPRINGFIELD, 15-24 ROADMASTER, 14-20 CHIEF, 21 VINTAGE	
0810-2018	Diamond; 28 cm (11") W front, 15 cm (6") W rear



0810-2016

PART #	FRONT WIDTH
FOR 15-24 SCOUT/SCOUT SIXTY	
0810-2016	Diamond; 21,5 cm (8,5") W front, 12,5 cm (5") W rear

SHOPE SIGNATURE SERIES CAFE SEAT

- Designed exclusively by John Shope of Dirty Bird Concepts®
- Features double-stitched, high-quality expanded vinyl
- Perforated design with a diamond-stitched center panel

PART #	DESCRIPTION
FOR 14-24 CHIEF/CHIEFTAIN	
0810-2017	Diamond; 29 cm (11,5") W



SOLO TOURING SEAT

- Seat positions the rider 38 mm (1,5") back from stock
- Driver seat uses controlled-density foam for ample support and all-day riding comfort
- Premium-quality expanded vinyl cover
- Studded style features a studded skirt with conchos and braid that extends below the edge of the seat
- Vintage style has no conchos or studs for a clean look
- Driver seat available without built-in backrest



0810-1631

FOR 14-24 CHIEF/CHIEFTAIN/CHIEFTAIN VINTAGE, 16-24 CHIEF DARK HORSE	
PART #	DESCRIPTION
SOLO TOURING SEATS	
0810-1631	Studded; 42 cm (16,5") W
PART #	DESCRIPTION
PASSENGER SEATS	
0810-1635	Studded; 33 cm (13") W

All part numbers in **BLUE** are new for 2025.



RUNAROUND™ SOLO SEAT

- Provides quality comfort and distinctive styling
- Features a precisely molded proprietary foam that contours to the shapes and angles needed for optimal cruising comfort
- Engineered low, seat measures 24 cm (9,5") W
- Constructed of marine-grade fiberglass for a secure install and long-term durability

NOTE: Not intended for use with a passenger seat.



PART #	DESCRIPTION
0810-1839	For 15-24 Scout/Scout Sixty

SQUAREBACK™ SOLO SEAT AND PASSENGER SEAT

- Add an aggressive style and upgrade your comfort on your Chief with the Squareback™ by Mustang
- The solo seat has an aggressive look and a generous rise with a 26 cm (10,25") wide seating area
- Bucketed rider area provides excellent support and diamond-stitched perforated center panels
- Places the rider at a similar reach compared to stock
- 18,5 cm (7,25") wide passenger seat allows for comfortable 2-up riding and overlaps the top of the solo for more driver back support
- Handsewn cover with classic single diamond stitching made from marine-grade expanded vinyl
- Mustang's proprietary controlled-density foam formula requires no break-in and retains shape and support after years of use



- Marine-grade fiberglass baseplate for long-lasting support and durability, with polyurethane bumpers to absorb vibration
- Matching sissy bar pad, made specifically for the new Indian Chief low-rise bar

PART #	DESCRIPTION	PART #	DESCRIPTION	PART #	DESCRIPTION
FOR 22-24 CHIEF		FOR 22-24 CHIEF (CONT)		FOR 22-24 CHIEF (CONT)	
0810-2381	Squareback solo seat	0810-2382	Passenger seat	0822-0523	Sissy bar pad



STANDARD TOURING SOLO SEATS AND PASSENGER SEATS

- Enhance the comfort of your Indian Chief with the standard touring collection from Mustang
- The solo seats have a classic look and generous rise with a comfortable 34,5 cm (13,5") wide seating area
- Hand sewn cover with classic single diamond stitching made from marine-grade expanded vinyl
- Mustang's proprietary controlled-density foam formula requires no break-in and retains shape and support after years of use
- Marine-grade fiberglass baseplate for long-lasting support and durability, with polyurethane bumpers to absorb vibration

- Pair it with an optional 25 cm (9,75") wide passenger seat that overlaps the top of the solo for even more driver back support
- Wide bucketed rider area provides excellent support with a classic diamond stitch and carbon-fiber look accents
- Places rider at a similar reach compared to stock
- 25 cm (9,75") wide passenger area allows for comfortable 2-up riding
- Matching sissy bar pad, made specifically for the new Indian Chief low-rise bar

PART #	DESCRIPTION	PART #	DESCRIPTION
FOR 22-24 CHIEF		FOR 22-24 CHIEF (CONT)	
0810-2383	Solo seat	0810-2386	Recessed passenger seat
0810-2385	Solo seat w/ driver backrest	0822-0524	Sissy bar pad
0810-2384	Passenger seat		

All part numbers in **BLUE** are new for 2025.

WINDSHIELDS & FAIRINGS

SADDLEBAGS & LUGGAGE

SEATS & SISSY BARS

EXHAUST

FUEL/AIR SYSTEMS

ENGINE

TRANSMISSION, CLUTCH LINE & DRIVELINE

GASKETS & SEALS

ELECTRICAL

LIGHTING & LICENSE PLATES

HANDLEBARS, CONTROLS & MIRRORS

CABLES

BRAKES & BRAKE LINES

TANKS & OIL FILTERS

DASHES & GAUGES

FRAMES & SUSPENSION

FENDERS

FOOTRESTS & FLOORBOARDS

WHEELS & AXLES

COVERS, LOCKS & GENERAL

AUDIO, COMMUNICATION & MOUNTS



STANDARD TOURING SOLO SEATS

- Front width of 33 cm (13") is 51 mm (2") wider than stock with a contoured bucket that offers lower back support
- Increases rider comfort and positioning while enhancing bobber styling with its custom looks
- Keeps the rider at a similar reach to the controls and eliminates sliding back in the saddle
- Smooth and textured seat available in black vinyl or distressed brown with textured black vinyl
- Large, diamond-stitched center panel with reinforced double stitching on the side panels
- Proprietary polyurethane-based foam compound
- Lightweight and durable marine-grade fiberglass seat pan



0810-2127



0810-2128

PART #	DESCRIPTION	PART #	DESCRIPTION
FOR 18-24 SCOUT BOBBER		FOR 18-24 SCOUT BOBBER (CONT)	
0810-2127	Black vinyl	0810-2128	Distressed brown w/ textured black vinyl



0810-1835



0810-1845

VINTAGE SOLO SEATS

- Provides quality vintage design
- Features a precisely molded proprietary foam that contours to the shapes and angles needed for optimal cruising comfort
- 33 cm (13") W driver and 21,5 cm (8,5") W passenger solo seat provides ample room for comfort without compromising the look of the bike
- Constructed of marine-grade fiberglass for a secure install and long-term durability

FOR 15-24 SCOUT/SCOUT SIXTY			
PART #	DESCRIPTION	PART #	DESCRIPTION
0810-1835	Driver	0810-1845	Passenger



BEAT THE HEAT DYNAMAT SEAT KIT

- Reduces the heat from under your seat by 10 degrees
- Keeps your seat cooler by deflecting heat from the rear rocker cover
- Easy installation, precut material and only takes about 10 minutes

PART #	DESCRIPTION
0502-0550	For 15-21 Roadmaster, 16-21 Springfield, 14-21 Chieftain/Classic/Vintage/Dark Horse



KLASSIC SEAT PAN KIT

- Great seat pan option for the Indian Scout
- Features a more traditional, larger, brown seat
- Kit includes everything needed for conversion
- Metal pan and all brackets are black powdercoated



PART #	DESCRIPTION
0810-1871	For 15-24 Scout/Scout Sixty, 18-24 Scout Bobber, 22-24 Scout Rogue

All part numbers in **BLUE** are new for 2025.



0807-0226



0807-0227



0807-0228



AIRHAWK® 2 SEAT PADS

- Unique inflatable, multiple-cell design for the ultimate in comfortable seating and vibration absorption
- Made from polyurethane and features a breathable, stretchable outer cover and a nonskid urethane base to protect your seat
- Features open-mesh side panel to allow air circulation through individual air cells, creating extra ventilation to reduce heat buildup
- Shape Fitting Technology eliminates painful pressure points and promotes consistent blood flow for a longer, more comfortable ride
- Automatically adjusts to the shape of the rider
- Raises ride-height only slightly

- Securely fastens via double strap system running under seat or pillion
- Will not scratch or disfigure existing seat or pillion
- Valve for inflation, adjustment and deflation

PART #	DESCRIPTION
0807-0226	Small; 28 cm L x 23 cm W (11" x 9")
0807-0227	Small; 45,5 cm L x 30,5 cm W (18" x 12")

PART #	DESCRIPTION
0807-0228	Medium; 35,5 cm L x 35,5 cm W (14" x 14")



0821-3281



0821-3280



0821-3279



SEAT HEATERS

- Mounted on stretchable neoprene to maximize comfort
- Dual heating levels warm the seat quickly and keep it warm throughout the ride
- Waterproof heating elements
- Illuminated high/low power switch to easily control the heat
- Small heater dimensions: 12,5 cm W x 19 cm L (5" x 7⁵/₈")

- Medium heater dimensions: 11,5 cm - 19 cm W x 25,5 cm L (4¹/₂" - 7¹/₂" x 10")
- Large heater dimensions: 16 cm - 35,5 cm W x 29,5 cm L (6¹/₄" - 13⁷/₈" x 11⁵/₈")

PART #	DESCRIPTION	PART #	DESCRIPTION	PART #	DESCRIPTION
0821-3281	Small	0821-3280	Medium	0821-3279	Large



SECURITY SEAT SCREWS

- Secures the seat to the bike with a Torx security screw
- 8 mm x 1,25 thread
- Tab cover and screw tool included
- Sold each

0820-0161



0820-0162



0820-0163

PART #	DESCRIPTION	PART #	DESCRIPTION	PART #	DESCRIPTION
0820-0161	Black	0820-0162	Chrome	0820-0163	Gold

All part numbers in **BLUE** are new for 2025.

WINDSHIELDS & FAIRINGS

SADDLEBAGS & LUGGAGE

SEATS & SISSY BARS

EXHAUST

FUEL/AIR SYSTEMS

ENGINE

TRANSMISSION, CLUTCH LINE & DRIVELINE

GASKETS & SEALS

ELECTRICAL

LIGHTING & LICENSE PLATES

HANDLEBARS, CONTROLS & MIRRORS

CABLES

BRAKES & BRAKE LINES

TANKS & OIL FILTERS

DASHES & GAUGES

FRAMES & SUSPENSION

FENDERS

FOOTRESTS & FLOORBOARDS

WHEELS & AXLES

COVERS, LOCKS & GENERAL

AUDIO, COMMUNICATION & MOUNTS

WINDSHIELDS & FAIRINGS

SADDLEBAGS & LUGGAGE

SEATS & SISSY BARS

EXHAUST

FUEL/AIR SYSTEMS

ENGINE

TRANSMISSION, CLUTCH LINE & DRIVELINE

GASKETS & SEALS

ELECTRICAL

LIGHTING & LICENSE PLATES

HANDLEBARS, CONTROLS & MIRRORS

CABLES

BRAKES & BRAKE LINES

TANKS & OIL FILTERS

DASHES & GAUGES

FRAMES & SUSPENSION

FENDERS

FOOTRESTS & FLOORBOARDS

WHEELS & AXLES

COVERS, LOCKS & GENERAL

AUDIO, COMMUNICATION & MOUNTS



TALL DETACHABLE BACKRESTS

- Taller than standard detachable backrest with a smaller pad
- Pad measures 16,5 cm W x 11,5 cm H (6,5" x 4,5")
- A detachable backrest offers the best of both worlds for your passenger
- The convenience of a comfortable back support for your passenger, with the ability to quickly remove
- Backrests and required docking kits sold separately

PART #	DESCRIPTION	PART #	DESCRIPTION
FOR 17-24 CHIEFTAIN ELITE/CHIEFTAIN LIMITED, 16-24 CHIEFTAIN DARK HORSE AND 14-24 CHIEFTAIN		DOCKING KITS	
1501-0747	Chrome	1501-0725	Chrome
1501-0748	Black	1501-0726	Black



1501-0723



1501-0724



1501-0725

DETACHABLE BACKRESTS AND DOCKING KITS

- Passenger comfort when you need it
- Easily removable when not in use
- Compatible with OEM turn signals
- Pad measures 28,6 cm W x 20,5 cm H (11,25" x 8")
- Backrests and docking kits sold separately

FOR 20-24 CHALLENGER/CHALLENGER DARK HORSE/CHALLENGER LIMITED/VINTAGE/VINTAGE DARK HORSE, 19-24 CHIEF DARK HORSE, 18-24 CHIEFTAIN CLASSIC/SPRINGFIELD DARK HORSE, 17-24 CHIEFTAIN LIMITED/CHIEFTAIN ELITE/ROADMASTER, 16-24 CHIEFTAIN DARK HORSE/SPRINGFIELD, 14-24 CHIEFTAIN, 18-19 ROADMASTER ELITE, 17-18 ROADMASTER CLASSIC, 14-19 CHIEF VINTAGE AND 14-18 CHIEF CLASSIC

PART #	DESCRIPTION	PART #	DESCRIPTION
1501-0723	Chrome	1501-0724	Black
DOCKING KITS		DOCKING KITS (CONT)	
1501-0725	Chrome	1501-0726	Black



1501-0692



1501-0695

DETACHABLE BACKREST KITS

- A detachable backrest offers the best of both worlds for your passenger
- The convenience of a comfortable back support for your passenger, with the ability to quickly remove
- Each is bike-specific and includes docking kit, round bar and pad
- Does NOT require the relocation of turn signals
- 30,5 cm (12") height measured from bottom of passenger seat to top of bar
- Pad measures 12,7 cm H x 15,25 W x 5 cm D (5" x 6" x 2")
- Available in chrome or black

PART #	DESCRIPTION	PART #	DESCRIPTION
FOR 15-24 SCOUT		FOR 15-24 SCOUT (CONT)	
1501-0692	For two-up seat, chrome	1501-0695	For solo seat w/ pillion pad, black

All part numbers in **BLUE** are new for 2025.



1501-0728



1501-0725

SHORT DETACHABLE BACKRESTS AND DOCKING KITS

- Shorter than the standard detachable backrest with a smaller pad
- Pad measures 16,5 cm (6,5") W x 11,5 cm (4,5") H
- A detachable backrest offers the best of both worlds for your passenger

- The convenience of a comfortable back support for your passenger, with the ability to quickly remove
- Does NOT require the relocation of turn signals
- Backrests and required docking kits sold separately

PART #	DESCRIPTION
FOR 17-24 CHIEFTAIN ELITE/CHIEFTAIN LIMITED, 16-24 CHIEFTAIN DARK HORSE AND 14-24 CHIEFTAIN	
1501-0728	Black

PART #	DESCRIPTION
DOCKING KITS	
1501-0725	Chrome
1501-0726	Black



1501-0753

1501-0754



1501-0725

SHORT DETACHABLE BACKRESTS

- Shorter than standard detachable backrest
- A detachable backrest offers the best of both worlds for your passenger
- The convenience of a comfortable back support for your passenger, with the ability to quickly remove

- Does NOT require the relocation of turn signals
- Pad measures 15,25 cm W x 12,7 cm H (6" x 5")
- Backrests and required docking kits sold separately

PART #	DESCRIPTION
FOR 17-24 CHIEFTAIN ELITE/CHIEFTAIN LIMITED, 16-24 CHIEFTAIN DARK HORSE, AND 14-24 CHIEFTAIN	
1501-0753	Chrome
1501-0754	Black

PART #	DESCRIPTION
DOCKING KITS	
1501-0725	Chrome
1501-0726	Black



1501-0749



1501-0751



1501-0716

DETACHABLE MINI-BACKRESTS

- Includes docking kit
- 40,6 cm (16") height measured from bottom of passenger seat to top of bar

- Pad measures 12,7 H x 15,25 cm W x 5 cm D (5" x 6" x 2")
- Available in chrome or gloss black

PART #	DESCRIPTION
FOR 22-24 CHIEF	
1501-0749	Chrome
1501-0750	Black

PART #	DESCRIPTION
FOR 18-24 SCOUT BOBBER	
1501-0751	Chrome
1501-0752	Black

PART #	DESCRIPTION
FOR 18-24 SCOUT (EXCEPT BOBBER)	
1501-0715	Chrome
1501-0716	Black

All part numbers in **BLUE** are new for 2025.

- WINDSHIELDS & FAIRINGS
- SADDLEBAGS & LUGGAGE
- SEATS & SISSY BARS**
- EXHAUST
- FUEL/AIR SYSTEMS
- ENGINE
- TRANSMISSION, CLUTCH LINE & DRIVELINE
- GASKETS & SEALS
- ELECTRICAL
- LIGHTING & LICENSE PLATES
- HANDLEBARS, CONTROLS & MIRRORS
- CABLES
- BRAKES & BRAKE LINES
- TANKS & OIL FILTERS
- DASHES & GAUGES
- FRAMES & SUSPENSION
- FENDERS
- FOOTRESTS & FLOORBOARDS
- WHEELS & AXLES
- COVERS, LOCKS & GENERAL
- AUDIO, COMMUNICATION & MOUNTS

WINDSHIELDS
& FAIRINGSSADDLEBAGS
& LUGGAGESEATS &
SISSY BARS

EXHAUST

FUEL/AIR
SYSTEMS

ENGINE

TRANSMISSION,
CLUTCH LINE
& DRIVELINEGASKETS
& SEALS

ELECTRICAL

LIGHTING
& LICENSE
PLATESHANDLEBARS,
CONTROLS
& MIRRORS

CABLES

BRAKES &
BRAKE LINESTANKS &
OIL FILTERSDASHES
& GAUGESFRAMES &
SUSPENSION

FENDERS

FOOTRESTS &
FLOORBOARDSWHEELS
& AXLESCOVERS,
LOCKS &
GENERALAUDIO,
COMMUNICATION
& MOUNTS

0822-0331



0822-0332


SHOW CHROME™

DETACHABLE SMART MOUNT™ BACKRESTS

- Features the latest quick-detach mount, allowing easy removal of the pad assembly, leaving all hardware below the seat top for a clean look when not in use
- Mounts through the factory backrest slot on the seat to a frame-mounted backrest support bracket
- Unique design of the pad assembly provides three different pad height positions; starting at the lowest position it can be raised 41 mm (1⁵/₈") higher at mid-point or a full 70 mm (2³/₄") in the highest mount position

- The generous 31,4 cm x 18 cm (12³/₈" x 7") full support pad provides superior comfort and support
- Exclusive hinge allows additional adjustment of 25 mm (1") vertical and 76 mm (3") horizontal positioning to achieve the desired comfort
- Includes convenient removable storage pouch that snaps to the back of the backrest pad

PART #	DESCRIPTION	PART #	DESCRIPTION
FOR 14-23 CHIEF/CHIEFTAIN/SPRINGFIELD/ROADMASTER		FOR 14-23 CHIEF/CHIEFTAIN/SPRINGFIELD/ROADMASTER (CONT)	
0822-0331	Black	0822-0332	Saddle


KURYAKYN™

PLUG-N-GO DRIVER BACKREST

- Provides enhanced comfort on long rides
- Backrest pad measures 10" W x 7" H with black or tan premium synthetic leather cover

- Pad height is adjustable and requires no tools for adjustment
- Includes stainless steel mount bracket that installs under the OEM seat

PART #	DESCRIPTION
0822-0268	For 14-23 Indian (all except Scout, Scout Sixty and FTR)

**DRAG
Specialties
seats**

BACKREST PAD

- High-quality automotive-grade vinyl
- Features a faux brown leather construction
- Internal baseplate is 14-gauge steel
- Bolts directly to OEM accessory backrest bar #s 2880231-156, 2880871-156 and 2880985-156
- Includes all mounting hardware



PART #	DESCRIPTION
FOR 15-23 SCOUT/SCOUT SIXTY; 23 CM W X 14,5 CM H (9" W X 5³/₄" H)	
0822-0316	Brown, smooth

All part numbers in **BLUE** are new for 2025.

dragspecialties.eu / partseurope.eu



SQUARETUDE ATTITUDE-STYLE SISSY BAR STICKS

- Attitude-style sissy bar sticks are made from 14,3 mm (9/16") round cold-rolled steel
- Daggertude and Squartude styles are made from 14,3 mm (9/16") square steel bar
- Available in two sizes: approximately 45,5 cm or 76 cm tall (18" or 30")
- Available with chrome or black powdercoated finish
- Side plates must be purchased separately

NOTE: For show use only, not designed for passenger support.

NOTE: Fits all side plates except for plug-and-play.



21 CM TO 22 CM (8,25" TO 8,75") SIDE PLATE OUTSIDE DIMENSIONS (WIDE)

PART #	DESCRIPTION	BAR WIDTH	PART #	DESCRIPTION	BAR WIDTH
CHROME			BLACK POWDERCOAT		
1501-0025	45,5 cm (18") Attitude	22 cm (8 3/4")	1501-0247	45,5 cm (18") Attitude	22 cm (8 3/4")
1501-0032	45,5 cm (18") Daggertude	22 cm (8 3/4")	1501-0096	76 cm (30") Daggertude	22 cm (8 3/4")
1501-0031	76 cm (30") Daggertude	22 cm (8 3/4")	1501-0703	76 cm (30") Squartude	22 cm (8 3/4")

SISSY BAR PAD

- Fits OEM accessory sissy bar
- Premium-quality expanded vinyl cover
- Foam is contoured to follow natural curvature of the back
- Available in Vintage style
- Measures 30,5 cm W x 23 cm H (12" x 9")
- Sold each



PART

0822-0220

DESCRIPTION

For 14-24 Chieftain, 16-24 Springfield, 15-24 Roadmaster, 14-20 Chief, 21 Vintage



0822-0531



0822-0530



0822-0534



0822-0532



0822-0525



0822-0527



0822-0529



0822-0526



0822-0533



0822-0528



SADDLEMEN
THE GEL-SEAT EXPERTS / SINCE 1987

SISSY BAR PADS

- Perfect match for a variety of Saddlemen® seats
- Mounts to OEM 30,5 cm (12") sissy bars and most popular aftermarket brands with 12,7 cm (5") width

- Pad can be mounted using OEM/aftermarket bolt pattern or utilize included chrome mounting brackets
- Measure 23 cm (9") H x 28 cm (11") W in a classic gravestone silhouette

PART #	DESCRIPTION	PART #	DESCRIPTION	PART #	DESCRIPTION
FOR DOMINATOR™ SEATS			FOR ROADSOFA™ SEATS		
0822-0531	Black	0822-0525	Black	0822-0534	Black
FOR EXPLORER™ & STEP-UP™ LS SEATS			FOR ROADSOFA CF SEATS		
0822-0530	Black	0822-0527	Black	0822-0526	Black
FOR EXPLORER RS SEATS			FOR LS SEATS		
0822-0534	Black	0822-0535	Black	0822-0533	Black
FOR RENEGADE™/PROTOUR/PROFILER™ SEATS			FOR TR SEATS		
0822-0532	Black	0822-0529	Brown	0822-0528	Black

All part numbers in **BLUE** are new for 2025.

WINDSHIELDS
& FAIRINGS

SADDLEBAGS
& LUGGAGE

SEATS &
SISSY BARS

EXHAUST

FUEL/AIR
SYSTEMS

ENGINE

TRANSMISSION,
CLUTCH LINE
& DRIVELINE

GASKETS
& SEALS

ELECTRICAL

LIGHTING
& LICENSE
PLATES

HANDLEBARS,
CONTROLS
& MIRRORS

CABLES

BRAKES &
BRAKE LINES

TANKS &
OIL FILTERS

DASHES
& GAUGES

FRAMES &
SUSPENSION

FENDERS

FOOTRESTS &
FLOORBOARDS

WHEELS
& AXLES

COVERS,
LOCKS &
GENERAL

AUDIO,
COMMUNICATION
& MOUNTS

WINDSHIELDS & FAIRINGS

SADDLEBAGS & LUGGAGE

SEATS & SISSY BARS

EXHAUST

FUEL/AIR SYSTEMS

ENGINE

TRANSMISSION, CLUTCH LINE & DRIVELINE

GASKETS & SEALS

ELECTRICAL

LIGHTING & LICENSE PLATES

HANDLEBARS, CONTROLS & MIRRORS

CABLES

BRAKES & BRAKE LINES

TANKS & OIL FILTERS

DASHES & GAUGES

FRAMES & SUSPENSION

FENDERS

FOOTRESTS & FLOORBOARDS

WHEELS & AXLES

COVERS, LOCKS & GENERAL

AUDIO, COMMUNICATION & MOUNTS



1810-2808



1811-3434

TRUE DUAL PERFORMANCE EXHAUST SYSTEMS

- 1 3/4" equal length headers for Chieftain; 1 3/4" stepped to 1 7/8" for Challenger
- 4" straight can mufflers with removable baffles
- Slant-cut billet aluminum end caps
- Includes full heat shields
- 18 mm O₂ bungs with 12 mm O₂ adapters included

PART #	DESCRIPTION	PART #	DESCRIPTION
FOR 20-21 CHALLENGER		FOR 14-20 CHIEFTAIN	
1810-2808	Chrome w/ polished end caps	1811-3435	Chrome w/ polished end caps
1810-2809	Black w/ black end caps	1811-3434	Black w/ black end caps



1810-2353



1810-2355

ROAD RAGE 2-INTO-1 EXHAUST SYSTEMS

- Uses 2-into-1 equal-length 1 3/4" to 1 7/8" header pipes
- Advanced inner collector maximizes performance gains
- Includes heat shields and all necessary installation hardware
- Available in black ceramic with long or short megaphone-style muffler

PART #	DESCRIPTION	PART #	DESCRIPTION
FOR 15-24 SCOUT/SCOUT SIXTY/SCOUT BOBBER		FOR 15-24 SCOUT/SCOUT SIXTY/SCOUT BOBBER (CONT)	
1810-2353	W/ short megaphone muffler	1810-2355	W/ long megaphone muffler

DISCLAIMER: SEE PAGE 5 FOR IMPORTANT INFORMATION REGARDING CERTAIN WARRANTY AND EMISSION CONTROL REGULATION COMPLIANCE AND NOISE REGULATION INFORMATION.

All part numbers in **BLUE** are new for 2025.



ROAD RAGE 2-INTO-1 EXHAUST

- 4" OD muffler with removable baffle
- Includes full heat shields that cover header pipes
- Black finish
- Slash-cut end cap

PART #
1810-2779

DESCRIPTION
For 20-21 Challenger

RIPPER SUPER BIKE 2-INTO-1 EXHAUST SYSTEM

- Stepped headers – 1³/₄" to 1⁷/₈" designed for maximum performance and more ground clearance
- Utilizes an advanced inner collector for maximum performance
- Upswept Super Bike 4" OD stainless muffler body with aluminum end cap and a new removable conical performance baffle delivers an all new aggressive exhaust sound
- Stainless steel construction
- Hand TIG welded
- Includes 18 mm O₂ bungs for tuning, 12 mm adapters and plugs
- Full coverage stainless heat shields for the front and rear header pipes included



PART #
1810-3129

DESCRIPTION
For 22-23 Chief



1811-4469



1811-4470

4" SLIP-ON MUFFLERS

- For riders who want a more aggressive sound from their exhaust system
- 4" OD muffler bodies and black billet end caps with flutes

- Perforated 2" OD core baffles
- Baffles are removable
- Hardware kit for installation

PART #	DESCRIPTION
FOR 22-23 CHIEF	
1811-4469	Chrome

PART #	DESCRIPTION
FOR 22-23 CHIEF (CONT)	
1811-4470	Black

DISCLAIMER: SEE PAGE 5 FOR IMPORTANT INFORMATION REGARDING CERTAIN WARRANTY AND EMISSION CONTROL REGULATION COMPLIANCE AND NOISE REGULATION INFORMATION.

All part numbers in **BLUE** are new for 2025.

WINDSHIELDS
& FAIRINGS

SADDLEBAGS
& LUGGAGE

SEATS &
SISSY BARS

EXHAUST

FUEL/AIR
SYSTEMS

ENGINE

TRANSMISSION,
CLUTCH LINE
& DRIVELINE

GASKETS
& SEALS

ELECTRICAL

LIGHTING
& LICENSE
PLATES

HANDLEBARS,
CONTROLS
& MIRRORS

CABLES

BRAKES &
BRAKE LINES

TANKS &
OIL FILTERS

DASHES
& GAUGES

FRAMES &
SUSPENSION

FENDERS

FOOTRESTS &
FLOORBOARDS

WHEELS
& AXLES

COVERS,
LOCKS &
GENERAL

AUDIO,
COMMUNICATION
& MOUNTS

WINDSHIELDS
& FAIRINGSSADDLEBAGS
& LUGGAGESEATS &
SISSY BARS

EXHAUST

FUEL/AIR
SYSTEMS

ENGINE

TRANSMISSION,
CLUTCH LINE
& DRIVELINEGASKETS
& SEALS

ELECTRICAL

LIGHTING
& LICENSE
PLATESHANDLEBARS,
CONTROLS
& MIRRORS

CABLES

BRAKES &
BRAKE LINESTANKS &
OIL FILTERSDASHES
& GAUGESFRAMES &
SUSPENSION

FENDERS

FOOTRESTS &
FLOORBOARDSWHEELS
& AXLESCOVERS,
LOCKS &
GENERALAUDIO,
COMMUNICATION
& MOUNTS**4" SHORT MEGAPHONE MUFFLERS**

- 4" OD stainless megaphone muffler for a great sound
- Removable baffle
- Billet slash-cut end cap
- TIG-welded Bassani logo nameplate
- Low-mount without catalytic converter
- Includes mounting hardware; uses stock headpipes

PART #**1811-3800****DESCRIPTION**

For 19-20 FTR1200

**CLASSIC 3" SLIP-ON MUFFLERS WITH TIP**

- 3" OD mufflers made from 16-gauge steel
- Chrome finish
- Billet end caps
- 50% lighter than stock mufflers
- Increase power and performance
- Include mounting hardware
- Sold in pairs

PART #**1811-2905****DESCRIPTION**

For 15-24 Scout/Scout Sixty, 18-20 Scout Bobber

**1811-3398****1811-3397****SLIP-ON MUFFLERS**

- 16-gauge steel construction
- Include mounting hardware and instructions
- Sold in pairs

PART #**DESCRIPTION****FOR 15-24 SCOUT/SCOUT SIXTY/SCOUT BOBBER****1811-3398**

3" chrome with slash-cut end cap (removable baffles)

PART #**DESCRIPTION****FOR 15-24 SCOUT/SCOUT SIXTY/SCOUT BOBBER (CONT)****1811-3397**

3" black with slash-cut end cap (removable baffles)

DISCLAIMER: SEE PAGE 5 FOR IMPORTANT INFORMATION REGARDING CERTAIN WARRANTY AND EMISSION CONTROL REGULATION COMPLIANCE AND NOISE REGULATION INFORMATION.

All part numbers in **BLUE** are new for 2025.

RINEHART
RACING



1811-4478



1811-4477

MOTOPRO 45 SLIP-ON MUFFLERS

- Unmistakable Rinehart Racing sound that unlocks the full potential of your Thunderstroke motor
- Stout 4,5" OD diameter muffler body and proprietary 2,5" OD Spiral Core baffles
- Can be used with Rinehart Racing Slimline Dual Header Kit to make a full system (header kit sold separately)
- Will accept Rinehart Racing 4,5" Moto Series end caps (sold separately)
- Does not require EFI tuning when installed with OEM headers



1811-4479

FOR 20-22 CHALLENGER/DARK HORSE/ELITE/LIMITED, 14-22 CHIEFTAIN/CLASSIC/DARK HORSE/ELITE/LIMITED, 22 PURSUIT DARK HORSE/LIMITED, 15-22 ROADMASTER/CLASSIC/DARK HORSE/ELITE/LIMITED, 22 SUPER CHIEF LIMITED

PART #	DESCRIPTION	PART #	DESCRIPTION	PART #	DESCRIPTION
1811-4478	Chrome w/ chrome end caps	1811-4477	Chrome w/ black end caps	1811-4479	Black w/ black end caps



1811-4480



1811-4481

DBX45 SLIP-ON MUFFLERS

- 4,5" OD slip-on muffler bodies
- Proprietary baffle that's engineered specifically to increase and enhance the sound, while providing a free-flowing exhaust and the perfect amount of backpressure, unlocking both horsepower and torque
- Gives your bike a louder, bass heavy tone that never sounds muffled or flat
- Comes with Tradition end caps
- Sold in pairs



1811-4482

FOR CHIEFTAIN 14-22, CHIEFTAIN DARK HORSE 16-22, CHIEFTAIN LIMITED 17-22, ROADMASTER DARK HORSE/CHALLENGER LIMITED, CHALLENGER DARK HORSE, CHALLENGER LIMITED 20-22, SPRINGFIELD DARK HORSE 18-22, CHIEFTAIN ELITE 20-22

PART #	DESCRIPTION	PART #	DESCRIPTION
1811-4481	Chrome w/ traditional chrome end caps (pr.)	1811-4482	Black w/ traditional black end caps (pr.)
1811-4480	Chrome w/ traditional black end caps (pr.)		

DISCLAIMER: SEE PAGE 5 FOR IMPORTANT INFORMATION REGARDING CERTAIN WARRANTY AND EMISSION CONTROL REGULATION COMPLIANCE AND NOISE REGULATION INFORMATION.

All part numbers in **BLUE** are new for 2025.

WINDSHIELDS
& FAIRINGSSADDLEBAGS
& LUGGAGESEATS &
SISSY BARS

EXHAUST

FUEL/AIR
SYSTEMS

ENGINE

TRANSMISSION,
CLUTCH LINE
& DRIVELINEGASKETS
& SEALS

ELECTRICAL

LIGHTING
& LICENSE
PLATESHANDLEBARS,
CONTROLS
& MIRRORS

CABLES

BRAKES &
BRAKE LINESTANKS &
OIL FILTERSDASHES
& GAUGESFRAMES &
SUSPENSION

FENDERS

FOOTRESTS &
FLOORBOARDSWHEELS
& AXLESCOVERS,
LOCKS &
GENERALAUDIO,
COMMUNICATION
& MOUNTS

WINDSHIELDS & FAIRINGS

SADDLEBAGS & LUGGAGE

SEATS & SISSY BARS

EXHAUST

FUEL/AIR SYSTEMS

ENGINE

TRANSMISSION, CLUTCH LINE & DRIVELINE

GASKETS & SEALS

ELECTRICAL

LIGHTING & LICENSE PLATES

HANDLEBARS, CONTROLS & MIRRORS

CABLES

BRAKES & BRAKE LINES

TANKS & OIL FILTERS

DASHES & GAUGES

FRAMES & SUSPENSION

FENDERS

FOOTRESTS & FLOORBOARDS

WHEELS & AXLES

COVERS, LOCKS & GENERAL

AUDIO, COMMUNICATION & MOUNTS



DBX40 SLIP-ON MUFFLERS

- Classic slip-on muffler design
- 4" OD muffler bodies designed for a bigger, bolder sound and maximum performance
- DBX baffles unlock the "old school" Indian motorcycle exhaust sound
- End caps feature the Rinehart Racing logo
- Sold in pairs

FOR CHIEFTAIN 14-22, CHIEFTAIN DARK HORSE 16-22, CHIEFTAIN LIMITED 17-22, ROADMASTER DARK HORSE/CHALLENGER LIMITED, CHALLENGER DARK HORSE, CHALLENGER LIMITED 20-22, SPRINGFIELD DARK HORSE 18-22, CHIEFTAIN ELITE 20-22

PART #	DESCRIPTION	PART #	DESCRIPTION	PART #	DESCRIPTION
1811-4432	Chrome w/ chrome end caps	1811-4431	Chrome w/ black end caps	1811-4433	Black w/ black end caps



4" OD SLIP-ON MUFFLERS

- Specifically designed match the aggressive styling of the latest Chief models
- 4" OD muffler bodies
- Deep, warm tone with an aggressive "punch" really wakes up your motor's rumble
- Sleek, low-profile end caps for clean lines

PART #	DESCRIPTION	PART #	DESCRIPTION
1811-4475	Chrome w/ chrome end caps	1811-4476	Black w/ black end caps

DISCLAIMER: SEE PAGE 5 FOR IMPORTANT INFORMATION REGARDING CERTAIN WARRANTY AND EMISSION CONTROL REGULATION COMPLIANCE AND NOISE REGULATION INFORMATION.

All part numbers in **BLUE** are new for 2025.

RINEHART
RACING



1811-3136



1811-3137

1811-3141

4" OD SLIP-ON MUFFLERS

- Use Rinehart Racing's unique sound technology and performance promise along with that classic Rinehart Racing look
- Designed to be a pure slip-on with no tuning or modifications necessary to your stock system
- Large 4" diameter stainless-steel muffler bodies
- Sold in pairs
- Replacement end caps available; see below

PART #	DESCRIPTION
FOR 14-21 CHIEF VINTAGE/CLASSIC/DARK HORSE	
1811-3137	Chrome w/ chrome end caps
1811-3136	Chrome w/ black end caps
1811-3139	Black w/ chrome end caps
1811-3138	Black w/ black end caps

PART #	DESCRIPTION
FOR 14-21 CHEIFTAIN, 15-21 ROADMASTER/ROADMASTER CLASSIC	
1811-3141	Chrome w/ chrome end caps
1811-3140	Chrome w/ black end caps
1801-1241	Black w/ black end caps

3,5" OD SLIP-ON MUFFLERS

- Made from the same high-quality materials as Rinehart's leading Touring slip-ons
- Designed to be a pure slip-on with no tuning or modifications necessary to your stock system
- 3,5" OD diameter stainless-steel muffler bodies
- Black finish with chrome end caps
- Sold in pairs

PART #	DESCRIPTION
1811-3145	For 15-23 Scout/Scout Sixty/Scout Bobber



END CAPS

- Optional/replacement end cap for Rinehart Racing exhaust systems and slip-on mufflers
- 4" OD
- Sold in pairs

PART #	DESCRIPTION
1802-0333	Black Classic 4" OD end caps (pr.)



DISCLAIMER: SEE PAGE 5 FOR IMPORTANT INFORMATION REGARDING CERTAIN WARRANTY AND EMISSION CONTROL REGULATION COMPLIANCE AND NOISE REGULATION INFORMATION.

All part numbers in **BLUE** are new for 2025.

WINDSHIELDS
& FAIRINGSSADDLEBAGS
& LUGGAGESEATS &
SISSY BARS

EXHAUST

FUEL/AIR
SYSTEMS

ENGINE

TRANSMISSION,
CLUTCH LINE
& DRIVELINEGASKETS
& SEALS

ELECTRICAL

LIGHTING
& LICENSE
PLATESHANDLEBARS,
CONTROLS
& MIRRORS

CABLES

BRAKES &
BRAKE LINESTANKS &
OIL FILTERSDASHES
& GAUGESFRAMES &
SUSPENSION

FENDERS

FOOTRESTS &
FLOORBOARDSWHEELS
& AXLESCOVERS,
LOCKS &
GENERALAUDIO,
COMMUNICATION
& MOUNTS

WINDSHIELDS & FAIRINGS

SADDLEBAGS & LUGGAGE

SEATS & SISSY BARS

EXHAUST

FUEL/AIR SYSTEMS

ENGINE

TRANSMISSION, CLUTCH LINE & DRIVELINE

GASKETS & SEALS

ELECTRICAL

LIGHTING & LICENSE PLATES

HANDLEBARS, CONTROLS & MIRRORS

CABLES

BRAKES & BRAKE LINES

TANKS & OIL FILTERS

DASHES & GAUGES

FRAMES & SUSPENSION

FENDERS

FOOTRESTS & FLOORBOARDS

WHEELS & AXLES

COVERS, LOCKS & GENERAL

AUDIO, COMMUNICATION & MOUNTS



1810-3210



1810-3213



1810-3174

QUALIFIER 2-INTO-1 EXHAUST SYSTEMS

- Inspired by the S&S King Of The Baggers racing efforts
- Stainless steel stepped header design to maximize power output
- Full-length heat shields on front and rear header pipes
- Race-inspired S&S end cap
- Saddlebag supports included for Challenger applications
- Chief applications feature a removable dB reducer

FOR 22-24 CHIEF

PART #	DESCRIPTION	PART #	DESCRIPTION
WITH CATALYTIC CONVERTER (NOT EC APPROVED)			
1810-3210	Brushed stainless steel	1810-3212	Brushed stainless steel
1810-3211	Guardian Black	1810-3213	Guardian Black

FOR 20-23 CHALLENGER (EXCEPT PURSUIT)

PART #	DESCRIPTION	PART #	DESCRIPTION
1810-3174	Brushed stainless steel	1810-3176	Guardian Black

GRAND NATIONAL 2-INTO-1 EXHAUST SYSTEMS

- High-performance 2-into-1 system designed to make optimum power with a deep, throaty exhaust sound
- Stainless steel headers
- Full-length heat shields
- Durable flat black finish
- Gloss black aluminum end cap
- Removable dB reducer allows you to tune for sound and performance
- Does not require tuning



PART #	DESCRIPTION
1810-3127	For 19-23 Scout/Scout Bobber/Scout Sixty

SADDLEBAG MOUNTS FOR 2-INTO-1 EXHAUST

- Required when running a 2-into-1 exhaust
- Kit includes saddlebag brackets and all necessary mounts/hardware for installation



PART #	DESCRIPTION
1861-1732	For 19-23 Challenger (except Pursuit)

DISCLAIMER: SEE PAGE 5 FOR IMPORTANT INFORMATION REGARDING CERTAIN WARRANTY AND EMISSION CONTROL REGULATION COMPLIANCE AND NOISE REGULATION INFORMATION.

All part numbers in **BLUE** are new for 2025.



1811-4518



1811-4677

GRAND NATIONAL SLIP-ON MUFFLERS

- Performance slip-on mufflers that will wake up the sound of your Scout
- Direct bolt-on to the factory header pipes; do not require EFI tuning
- Steel muffler bodies
- Aluminum end caps
- Stainless steel baffles
- Removable dB reducer is J2825 compliant
- Sold in pairs

FOR 19-23 SCOUT/SCOUT BOBBER/SCOUT SIXTY

PART #	DESCRIPTION	PART #	DESCRIPTION
RACE ONLY		RACE ONLY (CONT)	
1811-4518	Chrome	1811-4520	Guardian Black

FOR 25 SCOUT

PART #	DESCRIPTION	PART #	DESCRIPTION
WITH CATALYTIC CONVERTER		WITH CATALYTIC CONVERTER (CONT)	
1811-4678	Chrome	1811-4677	Guardian Black



1801-1764



1801-1766

BROADHEAD/FISHTAIL 4" SLIP-ON MUFFLERS

- Sleek look and classic style
- Slash-cut or fishtail style end caps available
- Removable dB reducer is J2825 compliant
- Sold in pairs

FOR 14-22 CHIEFTAIN, 16-22 CHIEFTAIN DARK HORSE, 17-22 CHIEFTAIN ELITE/LIMITED, 18-20 CHIEFTAIN CLASSIC, 20-23 CHALLENGER/CHALLENGER LIMITED/DARK HORSE

PART #	DESCRIPTION	PART #	DESCRIPTION
SLASH-CUT BROADHEAD		FISHTAIL	
1801-1765	Chrome	1801-1766	Chrome
1801-1764	Black		

DISCLAIMER: SEE PAGE 5 FOR IMPORTANT INFORMATION REGARDING CERTAIN WARRANTY AND EMISSION CONTROL REGULATION COMPLIANCE AND NOISE REGULATION INFORMATION.

All part numbers in **BLUE** are new for 2025.

WINDSHIELDS & FAIRINGS

SADDLEBAGS & LUGGAGE

SEATS & SISSY BARS

EXHAUST

FUEL/AIR SYSTEMS

ENGINE

TRANSMISSION, CLUTCH LINE & DRIVELINE

GASKETS & SEALS

ELECTRICAL

LIGHTING & LICENSE PLATES

HANDLEBARS, CONTROLS & MIRRORS

CABLES

BRAKES & BRAKE LINES

TANKS & OIL FILTERS

DASHES & GAUGES

FRAMES & SUSPENSION

FENDERS

FOOTRESTS & FLOORBOARDS

WHEELS & AXLES

COVERS, LOCKS & GENERAL

AUDIO, COMMUNICATION & MOUNTS

WINDSHIELDS & FAIRINGS

SADDLEBAGS & LUGGAGE

SEATS & SISSY BARS

EXHAUST

FUEL/AIR SYSTEMS

ENGINE

TRANSMISSION, CLUTCH LINE & DRIVELINE

GASKETS & SEALS

ELECTRICAL

LIGHTING & LICENSE PLATES

HANDLEBARS, CONTROLS & MIRRORS

CABLES

BRAKES & BRAKE LINES

TANKS & OIL FILTERS

DASHES & GAUGES

FRAMES & SUSPENSION

FENDERS

FOOTRESTS & FLOORBOARDS

WHEELS & AXLES

COVERS, LOCKS & GENERAL

AUDIO, COMMUNICATION & MOUNTS



GRAND NATIONAL SLIP-ON MUFFLERS

- Race-inspired design with Grand National muffler end cap design
- Stainless steel muffler body with exposed TIG welds for that factory race look
- Stainless steel perforated core baffle, wrapped in long-lasting proprietary insulation for a deep exhaust note
- Carbon fiber heat shield (covers outlet from the factory CAT box)
- Has ECE approval according to EU Regulation 11033 G - Approval for non-original motorcycle noise abatement device

PART #	DESCRIPTION
1801-1433	For 19-22 FTR1200



END CAP FOR 4" GRAND NATIONAL MUFFLERS

- Fits Grand National 4" mufflers
- Black finish
- Sold each



PART #	DESCRIPTION
1860-1904	4" black end cap for Grand National mufflers



1811-4320

1811-4323



4 1/2" WAR HAMMER INDIAN MUFFLERS

- 16-gauge muffler bodies with a 2.5" Perforate core baffles
- Industry-leading signature Khrome Werks deep, aggressive sound
- Mufflers sold in pairs; Optional end caps sold separately



1861-1684



1861-1685

4.5" WAR HAMMER MUFFLERS

PART #	DESCRIPTION	PART #	DESCRIPTION
FOR 14-24 TOURING, 20-24 CHALLENGER W/ BAGS		FOR 14-24 TOURING, 20-24 CHALLENGER W/O BAGS	
1811-4320	Chrome	1811-4322	Chrome
1811-4321	Black	1811-4323	Black

OPTIONAL ENDCAPS

PART #	DESCRIPTION	PART #	DESCRIPTION	PART #	DESCRIPTION
1861-1683	Eclipse Klassic tip, left	1861-1684	Eclipse Klassic tip, right	1861-1685	Eclipse Edge tip

DISCLAIMER: SEE PAGE 5 FOR IMPORTANT INFORMATION REGARDING CERTAIN WARRANTY AND EMISSION CONTROL REGULATION COMPLIANCE AND NOISE REGULATION INFORMATION.

All part numbers in **BLUE** are new for 2025.

**TRASK
PERFORMANCE**



1810-2282

2-INTO-1 HOT ROD EXHAUST SYSTEM

- Made from high-quality seamless, mandrel-bent stainless steel
- Dyno developed and tested
- Offers a sleek look, aggressive sound and all-around performance throughout the entire powerband
- Comes in black finish
- Features full heat-shield coverage and built-in O₂ bungs

PART #	DESCRIPTION
1810-2282	For 15-22 Scout/Scout Sixty, 18-22 Scout Bobber



1620-1644

NOTE: Bikes equipped with passenger footpegs will require rear footpeg relocation kit, PART #1620-1644 (sold separately).

PART #	DESCRIPTION
1620-1644	Footpeg relocation kit for PART #1810-2282



ASSAULT 2-INTO-1 EXHAUST SYSTEM

- Made from high-quality stainless steel, mandrel bent, then TIG-welded
- Includes custom heat shields with wire tied fasteners
- Double slip fit and gusset for additional strength
- 18 mm O₂ ports included

PART #	DESCRIPTION
1800-2456	For 14-17 Chieftain/Roadmaster

SLIP-ON MUFFLERS

- Provide improved performance and sound throughout the entire powerband
- Dyno developed and tested
- Made from high-quality steel pipe
- Tapered tip
- Sold in pairs



1811-2901

PART #	DESCRIPTION	PART #	DESCRIPTION
FOR 15-22 SCOUT/SCOUT SIXTY, 18-22 SCOUT BOBBER	Chrome	FOR 15-22 SCOUT/SCOUT SIXTY, 18-22 SCOUT BOBBER (CONT)	Black
1811-2902	Chrome	1811-2901	Black

DISCLAIMER: SEE PAGE 5 FOR IMPORTANT INFORMATION REGARDING CERTAIN WARRANTY AND EMISSION CONTROL REGULATION COMPLIANCE AND NOISE REGULATION INFORMATION.

All part numbers in **BLUE** are new for 2025.

WINDSHIELDS
& FAIRINGSSADDLEBAGS
& LUGGAGESEATS &
SISSY BARS

EXHAUST

FUEL/AIR
SYSTEMS

ENGINE

TRANSMISSION,
CLUTCH LINE
& DRIVELINEGASKETS
& SEALS

ELECTRICAL

LIGHTING
& LICENSE
PLATESHANDLEBARS,
CONTROLS
& MIRRORS

CABLES

BRAKES &
BRAKE LINESTANKS &
OIL FILTERSDASHES
& GAUGESFRAMES &
SUSPENSION

FENDERS

FOOTRESTS &
FLOORBOARDSWHEELS
& AXLESCOVERS,
LOCKS &
GENERALAUDIO,
COMMUNICATION
& MOUNTS

WINDSHIELDS & FAIRINGS

SADDLEBAGS & LUGGAGE

SEATS & SISSY BARS

EXHAUST

FUEL/AIR SYSTEMS

ENGINE

TRANSMISSION, CLUTCH LINE & DRIVELINE

GASKETS & SEALS

ELECTRICAL

LIGHTING & LICENSE PLATES

HANDLEBARS, CONTROLS & MIRRORS

CABLES

BRAKES & BRAKE LINES

TANKS & OIL FILTERS

DASHES & GAUGES

FRAMES & SUSPENSION

FENDERS

FOOTRESTS & FLOORBOARDS

WHEELS & AXLES

COVERS, LOCKS & GENERAL

AUDIO, COMMUNICATION & MOUNTS



1811-4229



1811-4230

DUAL CUT SLIP-ON MUFFLERS

- Classic 4" styling
- NH series internals
- Made of machined aluminum
- Aggressive sound

PART #	DESCRIPTION
FOR 16-24 SPRINGFIELD, 15-24 ROADMASTER, 18-20 CHIEFTAIN CLASSIC, 18, 20 ROADMASTER ELITE	
1811-4229	Chrome
1811-4230	Black



1811-4233

PART #	DESCRIPTION
FOR 21-24 ROADMASTER LIMITED, 17-18, 20-24 CHIEFTAIN ELITE, 20-24 ROADMASTER DARK HORSE/CHALLENGER LIMITED/CHALLENGER DARK HORSE/CHALLENGER, 18-24 SPRINGFIELD DARK HORSE, 17-24 CHIEFTAIN LIMITED, 16-24 CHIEFTAIN DARK HORSE, 14-24 CHIEFTAIN	
1811-4233	Chrome
1811-4234	Black



1811-4227



1811-4228

NH SERIES MUFFLERS

- 3" muffler body morphs to 3,25" at the rear
- Including 2" constant-velocity cores for exceptional sound and performance, as well as the bonded E-glass and stainless steel mesh
- For riders who think that too loud is just about right
- Sold in pairs

PART #	DESCRIPTION
FOR 21 VINTAGE DARK HORSE, 20-21 VINTAGE, 17-24 CHIEF DARK HORSE, 17-18 ROADMASTER CLASSIC, 14-19 CHIEF VINTAGE, 14-18 CHIEF CLASSIC, AND 16, 18 CHIEF	
1811-4225	Chrome
1811-4226	Black
FOR 16-24 SPRINGFIELD, 15-24 ROADMASTER, 18-20 CHIEFTAIN CLASSIC, AND 18, 20 ROADMASTER ELITE	
1811-4227	Chrome
1811-4228	Black



1811-4231

PART #	DESCRIPTION
FOR 21-24 ROADMASTER LIMITED, 17-18, 20-24 CHIEFTAIN ELITE, 20-24 ROADMASTER DARK HORSE/CHALLENGER LIMITED/CHALLENGER DARK HORSE/CHALLENGER, 18-24 SPRINGFIELD DARK HORSE, 17-24 CHIEFTAIN LIMITED, 16-24 CHIEFTAIN DARK HORSE, 14-24 CHIEFTAIN	
1811-4231	Chrome
1811-4232	Black

DISCLAIMER: SEE PAGE 5 FOR IMPORTANT INFORMATION REGARDING CERTAIN WARRANTY AND EMISSION CONTROL REGULATION COMPLIANCE AND NOISE REGULATION INFORMATION.

All part numbers in **BLUE** are new for 2025.



1801-1528



1801-1533

VANCE HINES

TWIN SLASH 3" SLIP-ON MUFFLERS

- PCX™ (Power Chamber Exhaust) technology
- Chambered high-flow catalyst cartridge designed to increase torque
- Full-coverage heat shields
- Available in chrome or matte black
- Sold in pairs

PART #	DESCRIPTION
FOR 15-24 SCOUT/SCOUT SIXTY, 18-24 SCOUT BOBBER	
1801-1528	Chrome
1801-1533	Black



1861-0570



1861-0571

PART #	DESCRIPTION
OPTIONAL BAFFLES	
1861-0570	Competition baffle (ea.)
1861-0571	Quiet baffle (ea.)

AKRAPOVIC

HEADER, LINK PIPE AND HEAT SHIELD

- Let your bike stand out with more power, a beautiful design and the unique Akrapovic sound
- 2-into-1 titanium header is a high performance upgrade which replaces all primary exhaust components, except for the muffler
- Optional stainless steel link pipe takes the FTR1200 to a higher performance level by providing more power and torque (for use with stock head pipes)
- Header and link pipe are both designed to fit with either the stock muffler or Akrapovic low mount slip-on and Akrapovic high mount slip-on that come as standard or original accessory by Indian Motorcycles

PART #	DESCRIPTION
FOR 19-20 FTR1200/S	
1812-0472	2-into-1 titanium header
1812-0473	Stainless link pipe



1812-0472

1812-0473

1861-1457

- Optional carbon fiber heat shield is designed to replace the stock heat shield and can be used on Akrapovic or stock header

PART #	DESCRIPTION
FOR 19-20 FTR1200/S (CONT)	
1861-1457	Optional carbon fiber heat shield to replace stock heat shield

DISCLAIMER: SEE PAGE 5 FOR IMPORTANT INFORMATION REGARDING CERTAIN WARRANTY AND EMISSION CONTROL REGULATION COMPLIANCE AND NOISE REGULATION INFORMATION.

All part numbers in **BLUE** are new for 2025.

WINDSHIELDS & FAIRINGS

SADDLEBAGS & LUGGAGE

SEATS & SISSY BARS

EXHAUST

FUEL/AIR SYSTEMS

ENGINE

TRANSMISSION, CLUTCH LINE & DRIVELINE

GASKETS & SEALS

ELECTRICAL

LIGHTING & LICENSE PLATES

HANDLEBARS, CONTROLS & MIRRORS

CABLES

BRAKES & BRAKE LINES

TANKS & OIL FILTERS

DASHES & GAUGES

FRAMES & SUSPENSION

FENDERS

FOOTRESTS & FLOORBOARDS

WHEELS & AXLES

COVERS, LOCKS & GENERAL

AUDIO, COMMUNICATION & MOUNTS

WINDSHIELDS & FAIRINGS

SADDLEBAGS & LUGGAGE

SEATS & SISSY BARS

EXHAUST

FUEL/AIR SYSTEMS

ENGINE

TRANSMISSION, CLUTCH LINE & DRIVELINE

GASKETS & SEALS

ELECTRICAL

LIGHTING & LICENSE PLATES

HANDLEBARS, CONTROLS & MIRRORS

CABLES

BRAKES & BRAKE LINES

TANKS & OIL FILTERS

DASHES & GAUGES

FRAMES & SUSPENSION

FENDERS

FOOTRESTS & FLOORBOARDS

WHEELS & AXLES

COVERS, LOCKS & GENERAL

AUDIO, COMMUNICATION & MOUNTS



POWER COMMANDER 6

- Compact design for discrete placement and easy uninstallation to revert to stock settings
- Easily change and upgrade tunes as you upgrade parts
- Comes with Power Core software that connects dyno runs with our EFI Tuning Devices to unlock your ride's potential
- Pair with other Power Commander accessories like the Autotune, Quickshifter or POD-300
- Analog input allows you to install any 0 to 5V sensor and build an adjustment table based on its input such as boost or temperature
- Easily connects to your computer via USB
- Each cylinder can be mapped individually and for each gear, giving riders more granular control



PART #	DESCRIPTION
1020-3611 ²	For 22-23 Chief 111"
1020-3607 ²	For 14-20 Chief 111", 14-23 Chief Classic/Vintage/Chieftain/Roadmaster/Springfield
1020-3608 ¹	For 15-23 Scout

PART #	DESCRIPTION
1020-3609 ¹	For 17-23 Scout Sixty
1020-3610 ²	For 20-23 Challenger

¹ Includes ignition adjustment.
² With crank sensor.

POWER COMMANDER V MAP SELECT SWITCH

- Switches between two different maps that have been pre-loaded in a Power Commander V
- Comes with a switch, wiring and instructions
- Universal mount



PART #	DESCRIPTION
1020-2082	Map select switch

WIDEBAND CX DUAL CHANNEL AFR KIT

- Plugs into the vehicle's diagnostic port and seamlessly integrates AFR data from the included wideband O₂ sensor(s) with the OEM databus
- When used in conjunction with Power Vision CX, you can view and datalog wideband O₂ data alongside custom channels directly from the vehicle's diagnostic port
- Plug-and-play kit with no extra cables for power, ground and signal that are typically associated with wideband controllers
- Ensures real-time wideband O₂ AFR accuracy with negligible latency and avoids any signal offset issues with its industry-first, innovative design



PART #	DESCRIPTION
1020-3200	For all Indian models (except 19-20 FTR1200)

DISCLAIMER: SEE PAGE 5 FOR IMPORTANT INFORMATION REGARDING CERTAIN WARRANTY AND EMISSION CONTROL REGULATION COMPLIANCE AND NOISE REGULATION INFORMATION.

All part numbers in **BLUE** are new for 2025.



POWER VISION 4

- Flash tunes to your ECU – no setup required, just create an account, select your tune, flash and enjoy the ultimate ride
- Access to a vast database of pre-loaded tunes for different configurations
- Easily download and manage pre-loaded and custom tunes
- Record real-time engine data and display in WinPEP 8 Data Center
- Optimized for remote tuning so you can easily ride, record and share data logs and tunes
- Read, review, clear and share diagnostic trouble codes (DTCs) with built-in descriptions
- Supports licensing additional vehicles
- Return to stock at any time, your original factory tune is safely backed up on the cloud and on your phone

PART #	DESCRIPTION
1020-4051	For 14-20 Chief, 14-23 Chieftain, 15-24 Roadmaster, 16-24 Springfield, 15-24 Scout and 19-24 FTR1200

POWER VISION 3

- Flash performance tunes via OEM diagnostic connector, no need to remove and send out ECU
- Display vehicle data channels in real-time
- Weather-resistant for use in all conditions
- High-contrast display, viewable in direct sunlight
- Fueling revised for maximum power and torque
- Spark timing optimized for 91-93 octane fuel
- Rev limit raised
- Speed limit raised

NOTE: All Power Vision returns and/or adjustments must be made directly with Dynojet Research.

PART #	DESCRIPTION
1020-4247	For 22-24 Chief, 20-22 Challenger, 22 Pursuit
1020-4156	For 14-23 models w/ Thunderstroke 111"/116"
1020-4155	For 15-23 Scout



- See Dynojet website: <http://www.dynojet.com/powervision-tune-license-programs.aspx> for information about purchasing additional Power Vision tune licenses

MANUFACTURER'S NOTE: All Power Vision returns and/or adjustments must be made directly with Dynojet Research. The Power Vision may be used on any bike to read and clean trouble codes.



1020-4156

PART #	DESCRIPTION
1020-4157	For 17-23 Scout Sixty
1020-3185	For 19-23 FTR1200
1020-4058	Reflash harness for all Euro 5 motorcycle models

POWER VISION 3 MOUNT KIT

- Secure bolted installation makes for the perfect placement while driving
- The perfect complement for the Power Vision 3 fuel tuner
- Works on handlebars up to 1 1/4"



PART #	DESCRIPTION
0636-0337	Handlebar mount kit

POD-300 DIGITAL DISPLAY

- Display channels real-time: rpm, TP, map position (when using map switch), duty cycle, fuel exchange, ignition change and wideband air/fuel ratio (with WB2 or auto-tune connected)
- Weather-resistant for use in all conditions
- Log channels saved to internal memory and can be viewed/analyzed with Dynojet's powercore software
- High-contrast display, viewable in sunlight
- Includes CAN cable for attachment to Power Commander V, Auto Tune and Wide Band Power Commander

NOTE: Not for use with Power Commander III USB.



PART #	DESCRIPTION
1020-2371	POD-300 digital display

DISCLAIMER: SEE PAGE 5 FOR IMPORTANT INFORMATION REGARDING CERTAIN WARRANTY AND EMISSION CONTROL REGULATION COMPLIANCE AND NOISE REGULATION INFORMATION.

All part numbers in **BLUE** are new for 2025.

WINDSHIELDS
& FAIRINGS

SADDLEBAGS
& LUGGAGE

SEATS &
SISSY BARS

EXHAUST

FUEL/AIR
SYSTEMS

ENGINE

TRANSMISSION,
CLUTCH LINE
& DRIVELINE

GASKETS
& SEALS

ELECTRICAL

LIGHTING
& LICENSE
PLATES

HANDLEBARS,
CONTROLS
& MIRRORS

CABLES

BRAKES &
BRAKE LINES

TANKS &
OIL FILTERS

DASHES
& GAUGES

FRAMES &
SUSPENSION

FENDERS

FOOTRESTS &
FLOORBOARDS

WHEELS
& AXLES

COVERS,
LOCKS &
GENERAL

AUDIO,
COMMUNICATION
& MOUNTS

WINDSHIELDS & FAIRINGS

SADDLEBAGS & LUGGAGE

SEATS & SISSY BARS

EXHAUST

FUEL/AIR SYSTEMS

ENGINE

TRANSMISSION, CLUTCH LINE & DRIVELINE

GASKETS & SEALS

ELECTRICAL

LIGHTING & LICENSE PLATES

HANDLEBARS, CONTROLS & MIRRORS

CABLES

BRAKES & BRAKE LINES

TANKS & OIL FILTERS

DASHES & GAUGES

FRAMES & SUSPENSION

FENDERS

FOOTRESTS & FLOORBOARDS

WHEELS & AXLES

COVERS, LOCKS & GENERAL

AUDIO, COMMUNICATION & MOUNTS



STEALTH TWO AIR CLEANER KIT

- One-piece, black molded filter body with blue element
- Element constructed of pleated cotton



PART #	DESCRIPTION
1010-2774	For 15-23 Scout, Scout Sixty, Scout Bobber



AIR CLEANER KIT WITH COVER

- Engineered to boost performance
- High-flow air filter provides twice the surface area of the stock filter for up to 37% more airflow and a five horsepower gain
- Design maintains leg clearance
- Billet aluminum construction with a high-quality, washable and re-usable cotton gauze air filter element
- Cover is made from billet aluminum and show-chrome plated, features the "nostalgia script" S&S logo
- Optional S&S pre-filter available separately



PART #	DESCRIPTION
1010-2775	For 14-21 Chief Classic/Vintage, Springfield, Chieftain and Roadmaster



AIR FILTER PRE-FILTER

- Water resistant and traps large dirt particles
- For use with S&S air cleaners



PART #	DESCRIPTION
1011-3491	S&S pre-filter



MAX HP AIR CLEANER

- CNC-machined aluminum backing plate
- Internal rubber breather tubes to eliminate oil leakage
- Internal power cone design for smooth, laminar airflow
- Innovative conical design for improved knee clearance
- Comes in Contrast Cut™ finish
- Contrast Cut starts with a polished air cleaner that has been black anodized, then recut to open the design
- All mounting hardware and gaskets included



1010-1978

1010-1977

PART #	DESCRIPTION	PART #	DESCRIPTION
FOR 14-21 CHIEFTAIN		FOR 14-21 CHIEFTAIN (CONT)	
1010-1978	Chrome	1010-1977	Contrast Cut™



VINTAGE AIR CLEANERS

- Designed for a timeless look
- Prominently placed headbolt
- Available in Black Ops™ and Contrast Cut™ finishes
- Black Ops features a gloss black finish over a contrasting texture black finish for outstanding durability and looks
- Contrast Cut starts with a polished surface that is black anodized then re-cut to open the design



1010-2241

1010-2239

PART #	DESCRIPTION	PART #	DESCRIPTION
FOR 14-21 CHIEFTAIN		FOR 14-21 CHIEFTAIN (CONT)	
1010-2241	Black Ops™	1010-2239	Contrast Cut™

DISCLAIMER: SEE PAGE 5 FOR IMPORTANT INFORMATION REGARDING CERTAIN WARRANTY AND EMISSION CONTROL REGULATION COMPLIANCE AND NOISE REGULATION INFORMATION.

All part numbers in **BLUE** are new for 2025.

TRASK PERFORMANCE

POWERFLOW AIR CLEANER

- Improves airflow and efficiency of engine
- Increases horsepower and torque with no additional remapping
- High-quality rubber construction, six layers of cotton gauze and epoxy-coated wire mesh
- Durable, washable and reusable



HIGH FLOW AIR FILTER

- 4-ply washable filter media for better filtration 20% increase in flow



HIGH-FLOW AIR FILTERS™

- Designed to provide increased performance
- Pleated media provides a large filtration area offering long service intervals
- Multi-layers of woven cotton gauze media offers excellent filtration
- Fits directly into OEM airbox with application specific Sealing Bead to ensure a precise fit
- Fuel-management modifications are not required for increased performance
- Washable and reusable, pre-oiled and ready to ride

PART #	DESCRIPTION
1011-4574	For 20-24 Challenger/Dark Horse/Limited/Pursuit Limited/Pursuit Dark Horse
1011-3818	For 14-24 Chieftain/Roadmaster/Springfield, 14-20 Chief
1011-4775	For 22-24 Chief/Chief Bobber/Super Chief



OEM-STYLE REPLACEMENT AIR FILTER ELEMENTS

- High-quality paper filter medium
- Meets or exceeds OEM specifications
- For use with OEM stock air filter housings

PART #	DESCRIPTION
1011-3523	For 14-24 Chief Classic/Vintage/Chieftain/Roadmaster/Springfield; repl. OEM #s 5815068, 5813976
1011-4647	For 20-24 Challenger/Dark Horse/Limited and 23 Pursuit; repl. OEM #s 7083019, 7082417 and 7082713
1011-3522	For 15-23 Scout, 16-24 Scout Sixty/Scout Bobber, 22-24 Scout Rogue; repl. OEM #s 7082702, 7082218, 7082024, 7081905

DISCLAIMER: SEE PAGE 5 FOR IMPORTANT INFORMATION REGARDING CERTAIN WARRANTY AND EMISSION CONTROL REGULATION COMPLIANCE AND NOISE REGULATION INFORMATION.

All part numbers in **BLUE** are new for 2025.

dragspecialties.eu / partseurope.eu



PART #	DESCRIPTION
1010-1967	For 15-24 Scout/Scout Sixty, 18-22 Scout Bobber



PART #	DESCRIPTION
1011-4580	For 20-22 Challenger



1011-3818



1011-4362

PART #	DESCRIPTION
1011-3730	For 15-24 Scout/Sixty, Scout Bobber/Sixty/Twenty, Scout Rouge
1011-4362	For 19-20 FTR 1200



1011-3523



1011-4647



1011-3522

WINDSHIELDS & FAIRINGS

SADDLEBAGS & LUGGAGE

SEATS & SISSY BARS

EXHAUST

FUEL/AIR SYSTEMS

ENGINE

TRANSMISSION, CLUTCH LINE & DRIVELINE

GASKETS & SEALS

ELECTRICAL

LIGHTING & LICENSE PLATES

HANDLEBARS, CONTROLS & MIRRORS

CABLES

BRAKES & BRAKE LINES

TANKS & OIL FILTERS

DASHES & GAUGES

FRAMES & SUSPENSION

FENDERS

FOOTRESTS & FLOORBOARDS

WHEELS & AXLES

COVERS, LOCKS & GENERAL

AUDIO, COMMUNICATION & MOUNTS

WINDSHIELDS
& FAIRINGSSADDLEBAGS
& LUGGAGESEATS &
SISSY BARS

EXHAUST

FUEL/AIR
SYSTEMS

ENGINE

TRANSMISSION,
CLUTCH LINE
& DRIVELINEGASKETS
& SEALS

ELECTRICAL

LIGHTING
& LICENSE
PLATESHANDLEBARS,
CONTROLS
& MIRRORS


CABLES

BRAKES &
BRAKE LINESTANKS &
OIL FILTERSDASHES
& GAUGESFRAMES &
SUSPENSION

FENDERS

FOOTRESTS &
FLOORBOARDSWHEELS
& AXLESCOVERS,
LOCKS &
GENERALAUDIO,
COMMUNICATION
& MOUNTS

0925-1366

**FTR PERFORMANCE CAMS**

- 420 bolt-in street cam with more torque and HP for all around riding with stock CR (1800 to 5200 rpm range)
- 450 cam has great pulling power throughout the rpm range

PART #	DESCRIPTION		PART #	DESCRIPTION		
FOR 19-22 FTR			FOR 19-22 FTR (CONT)			
0925-1366	420 grind		0925-1367	450 grind		
GRIND	OPEN	CLOSE	DURATION @ 0,040"	DURATION @ 0,020"	VALVE LIFT	LIFT TDC
420						
Intake	11°	47°	238°	254°	0,426"	0,083"
Exhaust	55°	3°	238°	254°	0,426"	0,050"
450						
Intake	19°	51°	250°	266°	0,456"	0,122"
Exhaust	61°	09°	250°	266°	0,456"	0,074"

0925-1368

**SCOUT PERFORMANCE CAMS**

- 420 bolt-in street cam with more torque and HP for all around riding with stock CR (1800 to 5200 rpm range)
- 450 cam has great pulling power throughout the rpm range

PART #	DESCRIPTION		PART #	DESCRIPTION		
FOR 15-24 SCOUT			FOR 15-24 SCOUT (CONT)			
0925-1368	420 grind		0925-1369	450 grind		
GRIND	OPEN	CLOSE	DURATION @ 0,040"	DURATION @ 0,020"	VALVE LIFT	LIFT TDC
420						
Intake	15°	43°	238°	254°	0,426"	0,102"
Exhaust	55°	3°	238°	254°	0,426"	0,050"
450						
Intake	23°	47°	250°	266°	0,456"	0,142"
Exhaust	61°	09°	250°	266°	0,456"	0,074"

0925-1272

**HIGH-PERFORMANCE CAMS**

- Engine performance upgrade
- TS550 cam features higher valve lift and more duration for increased power in the 2000 to 6000 rpm range
- TS570 cam features slightly more valve lift and duration than the TS550 cam for increased power in the 2200-6500 rpm range
- All Andrews cams use Landis CNC cam grinders and computer-designed labels

GRIND	OPEN	CLOSE	DURATION @ 0,050"	DURATION @ 0,020"	VALVE LIFT	LIFT TDC
TS550						
Intake	8°	30°	218°	249°	0,550"	0,136"
Exhaust	33°	4°	222°	253°	0,550"	0,116"

DISCLAIMER: SEE PAGE 5 FOR IMPORTANT INFORMATION REGARDING CERTAIN WARRANTY AND EMISSION CONTROL REGULATION COMPLIANCE AND NOISE REGULATION INFORMATION.

All part numbers in **BLUE** are new for 2025.



SHIM CONVERSION KIT

- Adjusts engine valve clearance using commonly available 9.48 mm shims rather than Polaris shim buckets
- Diamond-Like Carbon (DLC)-coated for durability and performance
- Includes eight buckets and eight retainers
- For use with OEM valves, springs, camshafts and aftermarket high-performance camshafts
- Requires use of 9.48 mm valve shims (not included)




PART #	DESCRIPTION
0926-3324	For 15-24 Scout/Bobber/Sixty/Rogue, 19-23 FTR 1200/Rally

KURYAKYN

CYLINDER BASE COVER

- The finishing piece to complete a fully-chromed appearance on the left-side engine base for Indian Big Twins
- Covers the powdercoated left-side cylinder base
- Made from quality aluminum with a flawless chrome finish
- Easy to install with high-strength and high-temperature 3M® VHB™
- Sold each



PART #	DESCRIPTION
0940-1983	For 14-23 Indian (except Scout, FTR and Challenger)



CAMSHAFT COVER

- Self-adhesive and attach to the original silver camshaft covers on the left side of the engine
- Sold as a 4-pk.



PART #	DESCRIPTION
0940-2040	For 17-24 Scout/Scout Bobber




OUTRIDER RAD GUARD

- Guards the radiator against road debris
- Easy-to-install laser cut, honeycomb aluminum mesh screen
- Includes installation instructions and mounting adhesive



1904-0092



1904-0283

PART #	DESCRIPTION	PART #	DESCRIPTION
FOR 15-24 SCOUT		FOR 15-24 SCOUT (CONT)	
1904-0092	Natural	1904-0283	Black

DISCLAIMER: SEE PAGE 5 FOR IMPORTANT INFORMATION REGARDING CERTAIN WARRANTY AND EMISSION CONTROL REGULATION COMPLIANCE AND NOISE REGULATION INFORMATION.

All part numbers in **BLUE** are new for 2025.

WINDSHIELDS & FAIRINGS

SADDLEBAGS & LUGGAGE

SEATS & SISSY BARS

EXHAUST

FUEL/AIR SYSTEMS

ENGINE

TRANSMISSION, CLUTCH LINE & DRIVELINE

GASKETS & SEALS

ELECTRICAL

LIGHTING & LICENSE PLATES

HANDLEBARS, CONTROLS & MIRRORS

CABLES

BRAKES & BRAKE LINES

TANKS & OIL FILTERS

DASHES & GAUGES

FRAMES & SUSPENSION

FENDERS

FOOTRESTS & FLOORBOARDS

WHEELS & AXLES

COVERS, LOCKS & GENERAL

AUDIO, COMMUNICATION & MOUNTS

WINDSHIELDS & FAIRINGS

SADDLEBAGS & LUGGAGE

SEATS & SISSY BARS

EXHAUST

FUEL/AIR SYSTEMS

ENGINE

TRANSMISSION, CLUTCH LINE & DRIVELINE

GASKETS & SEALS

ELECTRICAL

LIGHTING & LICENSE PLATES

HANDLEBARS, CONTROLS & MIRRORS

CABLES

BRAKES & BRAKE LINES

TANKS & OIL FILTERS

DASHES & GAUGES

FRAMES & SUSPENSION

FENDERS

FOOTRESTS & FLOORBOARDS

WHEELS & AXLES

COVERS, LOCKS & GENERAL

AUDIO, COMMUNICATION & MOUNTS



All Rekluse clutch products are precision-engineered and made of high-quality materials to provide the best in performance and durability. Their components are stronger, lighter, longer-lasting and built for maximum performance. Rekluse's industry-leading auto clutches are optimized for each bike model as it comes from the factory and they've designed each clutch to be fine-tuned for every rider. Rekluse's manual clutches deliver unprecedented performance, tuning and durability with a design that provides more disks in less space, allowing up to four additional friction disks over stock.

RADIUSX CLUTCH KITS

- With RadiusX a high-performance auto clutch is just a clutch pack swap away
- RadiusX combines TorqDrive friction disc technology with Rekluse's innovative EXP (auto clutch) disc
- TorqDrive provides more clutch discs in less space, delivering high-performance auto function within the framework of the stock clutch
- The RadiusX clutch prevents engine stalls so you can focus on the ride and let the auto clutch do the rest
- RadiusX delivers increased power transfer over OEM and longer clutch life with less adjustment over time



1130-0315

- Standard clutch lever function is retained and full override
- Some configurations include Rekluse basket sleeves to prolong basket life

PART #	DESCRIPTION
1130-0315	For 15-24 Scout (all)

PART #	DESCRIPTION
1130-0578	For 14-20 Chief/Chieftain/Roadmaster (all)

TORQDRIVE® CLUTCH KITS

- TorqDrive® provides more disks in less space, allowing us to add up to six additional friction disks to the clutch pack over stock
- More frictions = more torque capacity, thus unlocking the full power of your engine without the need to add stiffer pressure plate springs or a lock-up device



1130-0305

1130-0583

- TorqDrive provides smoother shifting and improved lever feel
- Rekluse basket sleeves eliminate basket wear and notching

PART #	DESCRIPTION
1130-0433	For 14-21 Chief/Roadmaster


PART #	DESCRIPTION
1130-0305	For 15-24 Scout (all)

PART #	DESCRIPTION
1130-0583	For 19-22 FTR 1200/S, 1200 Rally



CARBON FIBER CLUTCH KIT


- Carbon fiber
- Includes seven frictions, six steels and a set of five heavy-duty springs



PART #	DESCRIPTION
1131-3025	For 14-22 Chief/Springfield/Roadmaster, 14-20 Chieftain

EXTRA PLATE CLUTCH KITS

- PART #1131-3910 includes 12 aramid fiber plates, 11 tempered steel plates and a set of 3 heavy-duty springs
- PART #1131-3959 includes 11 aramid fiber plates, 10 tempered steel plates and a set of 3 heavy-duty springs
- PART #1131-3378 includes 8 aramid fiber friction plates, 7 tempered steel plates and a set of 5 heavy-duty springs



1131-3910

1131-3379

- PART #1131-3379 includes 8 aramid fiber friction plates, 7 tempered steel plates and a set of 6 heavy-duty springs
- Increases clutch capacity and performance
- Measured to ensure proper fit and performance

PART #	DESCRIPTION
1131-3910	For 23 Challenger/Chief/Chieftain models
1131-3959	For 20-22 Challenger, 21-24 Chief/Chieftain/Roadmaster/Springfield (except 21 Chief Vintage)

PART #	DESCRIPTION
1131-3378	For 14-21 Chief Vintage, 14-20 Chief/Classic/Dark Horse, 14-20 Chieftain, 15-20 Roadmaster, 21-22 Springfield
1131-3379	For 14-23 Scout/Scout Sixty/Scout Bobber

All part numbers in **BLUE** are new for 2025.




CLUTCH PLATE KIT

- Kit features 11 aramid friction plates, 10 tempered steel plates and three heavy-duty springs
- Direct replacement for stock clutch plates -- retains OE cushions/seats

PART

1131-3909




DESCRIPTION

For 23 Challenger/Chief/Chieftain



CK series



SRK series



SRC series

CLUTCH KITS

CK STANDARD SERIES CLUTCH KIT

- Cork-based clutch material impregnated with aluminum particles to increase wear life and heat resistance
- Highly compressed construction avoids swell and clutch drag

SRC ARAMID SERIES CLUTCH KIT

- Aramid paper-lined plate set, complete with heavy-duty clutch springs
- For use in heavy sport bikes and production-based race bikes
- SRC kits have longer plate life and higher heat resistance
- SRC kits have a more aggressive/faster clutch takeup than the CK Standard series clutch kits
- Not for use with full synthetic oil

- Ideal for general purpose street/sport/touring bikes
- Kit includes complete engine set of friction plates only
- For use with manufacturer's recommended oil

SRK RACE/SPORT SERIES CLUTCH KITS

- Include aramid fiber-lined friction plates, steel separator plates and springs
- Diaphragm-style springs used in kits for bikes with OEM diaphragm clutch springs
- All kits designed to withstand the rigors of hard street and racetrack use
- For use with manufacturer's recommended engine oil


DESCRIPTION

For 14-21 Chief Classic/Vintage/Chieftain/Elite	1131-3337	-	-
For 16-21 Chief Dark Horse/Chieftain Dark Horse	1131-3337	-	-
For 15-21 Roadmaster, 17-21 Roadmaster Classic, 18-21 Roadmaster Elite	1131-3337	1131-3360	-
For 16-20 Springfield, 18 Springfield Dark Horse	1131-3337	1131-3362	1131-3899
For 15-16 Scout	1131-3336	1131-3360	-
For 17-21 Scout	1131-3336	1131-3361	1131-3898
For 16 Scout Sixty	1131-3336	1131-3360	-
For 17-21 Scout Sixty	1131-3336	1131-3361	-
For 18 Scout Bobber	1131-3336	1131-3360	-

CK CLUTCH KIT PART

SRC CLUTCH KIT PART

SRK CLUTCH KI PART



CLUTCH STEEL PLATE

- Meets or exceeds OEM specifications
- Six plates required for a complete set
- Sold each

PART

1131-3889

DESCRIPTION

For 14-18 Chief Classic/Vintage, 15-20 Roadmaster, 17-19 Chief Dark Horse/Classic, 17-20 Chieftain Elite, 18-20 Roadmaster Elite, 20 Vintage, 21 Springfield Dark Horse/Vintage Dark Horse



CLUTCH FRICTION PLATE

- Features Carbonite friction material
- Offers superior coefficient of friction
- Provides higher temperature capacity
- Decreases wear while increasing durability
- Seven plates required for complete replacement
- Sold each

PART

1131-3890

DESCRIPTION

For 14-18 Chief Classic/Vintage, 14-20 Chieftain, 15-20 Roadmaster, 16-20 Chieftain Dark Horse/Springfield, 18-20 Roadmaster Elite, 20 Springfield Dark Horse, 21 Vintage Dark Horse

All part numbers in **BLUE** are new for 2025.

WINDSHIELDS & FAIRINGS

SADDLEBAGS & LUGGAGE

SEATS & SISSY BARS

EXHAUST

FUEL/AIR SYSTEMS

ENGINE

TRANSMISSION, CLUTCH LINE & DRIVELINE

GASKETS & SEALS

ELECTRICAL

LIGHTING & LICENSE PLATES

HANDLEBARS, CONTROLS & MIRRORS

CABLES

BRAKES & BRAKE LINES

TANKS & OIL FILTERS

DASHES & GAUGES

FRAMES & SUSPENSION

FENDERS

FOOTRESTS & FLOORBOARDS

WHEELS & AXLES

COVERS, LOCKS & GENERAL

AUDIO, COMMUNICATION & MOUNTS

WINDSHIELDS & FAIRINGS

SADDLEBAGS & LUGGAGE

SEATS & SISSY BARS

EXHAUST

FUEL/AIR SYSTEMS

ENGINE

TRANSMISSION, CLUTCH LINE & DRIVELINE

GASKETS & SEALS

ELECTRICAL

LIGHTING & LICENSE PLATES

HANDLEBARS, CONTROLS & MIRRORS

CABLES

BRAKES & BRAKE LINES

TANKS & OIL FILTERS

DASHES & GAUGES

FRAMES & SUSPENSION

FENDERS

FOOTRESTS & FLOORBOARDS

WHEELS & AXLES

COVERS, LOCKS & GENERAL

AUDIO, COMMUNICATION & MOUNTS



IGNITION QUICK SHIFTER


- Allows any vehicle with up to four coils to have quick shifter functionality
- Features the latest Intellishift™ technology and provides the smoothest shifts of any stand-alone unit on the market
- Kill times per rpm band and shift sensor activation point are adjustable
- Includes Denso coil cap connectors for easy installation on many late-model motorcycles; connectors can be removed for applications without this style of coil
- 4-channel variation has control box only; requires Power Commander shifter sensor
- Kit includes sensor and module



PART #	DESCRIPTION
1601-0528	For 20-23 Challenger



1601-0552



1601-0497




ADJUSTABLE SHIFT RODS

- Adjustable shift rod changes your shift peg height up to 19 mm (0.75")
- 33 cm (13") overall length
- CNC-machined billet aluminum construction

- Hard black or chrome-plated finishes
- Can be used with race-inspired lightweight cutouts or with the solid bar style showing
- Easy installation

PART #	DESCRIPTION
FOR 15-24 SCOUT AND 18-24 SCOUT BOBBER	
1601-0549	Black anodized
1601-0550	Chrome-plated
FOR 15-24 SCOUT BOBBER WITH EXTENDED CONTROLS	
1601-0551	Black anodized


PART #	DESCRIPTION
FOR 15-24 SCOUT BOBBER WITH EXTENDED CONTROLS (CONT)	
1601-0552	Chrome-plated
FOR 25 101 SCOUT, 15-24 SCOUT SIXTY	
1601-0497	Black anodized



CLUTCH SHAFT ARM

- Provides better clutch separation, smoother shifting and ease of finding neutral

PART #	DESCRIPTION
1132-1343	For 14-23 Chief/Chieftain/Springfield



DERBY COVER

- Billet aluminum construction provides increased durability
- Designed to match OEM specifications, they bolt on with no modifications or drilling
- Available in wrinkle black powdercoating
- Fits over any Rekluse or OEM clutch

PART #	DESCRIPTION
1107-0624	For 15-24 Scout

All part numbers in **BLUE** are new for 2025.

KURYAKYN

TRANSMISSION CENTER COVER


- Precisely sculpted and contoured to completely transform the dull, wrinkle black area of the transmission case behind the cylinders
- Made from premium chrome-plated, die-cast aluminum
- Installs in minutes using high-temp and high-strength VHB™ adhesive

PART #

1105-0211

DESCRIPTION

For 14-23 Indian (except Challenger, Scout, Scout Sixty, Scout Bobber and FTR)



1120-0363

KURYAKYN

INNER PRIMARY COVER


- Die-cast aluminum construction with a chrome finish
- Quick installation using high-strength 3M® VHB™ adhesive

PART #

1120-0363

DESCRIPTION

For 14-23 Indian (except Challenger, Scout/Scout Sixty/Scout Bobber and FTR)



PART #

1120-0402

DESCRIPTION

VHB™ service kit for inner primary cover

Joker MACHINE

PULLEY COVERS

- CNC machined from 6061 billet aluminum
- Hard black anodized finishes
- Race-inspired cutout design
- Mounting hardware included



PART #

1201-0851

DESCRIPTION

For 15-24 Scout models; repl. OEM #633277



BELT GUARDS

- The belt protection gives your Harley a sportier and more subtle look than the original part
- All bores and millings are milled on the most modern 5-axis CNC machining centers
- Available in black powdercoat

PART #

FOR 18-24 SCOUT BOBBER/BOBBER SIXTY/BOBBER TWENTY

1202-0171

DESCRIPTION

Bottom



1202-0171

PART #

FOR 18-24 SCOUT BOBBER/BOBBER SIXTY/BOBBER TWENTY (CONT)

1202-0174

DESCRIPTION

Top



1202-0174



REAR DRIVE BELTS

- BDL now offers Gates carbon X7N material for its rear belts
- The same brand used by Harley-Davidson since 1980 due to its reliability
- Teeth on the belts have a slick surface that is easy on pulleys
- Outer surface of the Gates belt is ribbed to help with flexibility
- Higher reliability due to increased length stability and better pitch

- Higher resistance to humidity
 - Higher tensile strength and robust construction
- NOTE: No warranty claims are made or implied.**

PART #

1204-0232

DESCRIPTION

For 14-23 Chief Classic/Chief Dark Horse/Chief Vintage

1204-0232

For 14-23 Chieftain/Chieftain Classic/Chieftain Dark Horse/Chieftain Elite/Chieftain Limited

1204-0232

For 15-23 Roadmaster/Roadmaster Classic

1204-0232

For 16-23 Springfield/Springfield Dark Horse



All part numbers in **BLUE** are new for 2025.

WINDSHIELDS
& FAIRINGS

SADDLEBAGS
& LUGGAGE

SEATS &
SISSY BARS

EXHAUST

FUEL/AIR
SYSTEMS

ENGINE

TRANSMISSION,
CLUTCH LINE
& DRIVELINE

GASKETS
& SEALS

ELECTRICAL

LIGHTING
& LICENSE
PLATES

HANDLEBARS,
CONTROLS
& MIRRORS

CABLES

BRAKES &
BRAKE LINES

TANKS &
OIL FILTERS

DASHES
& GAUGES

FRAMES &
SUSPENSION

FENDERS

FOOTRESTS &
FLOORBOARDS

WHEELS
& AXLES

COVERS,
LOCKS &
GENERAL

AUDIO,
COMMUNICATION
& MOUNTS

WINDSHIELDS
& FAIRINGSSADDLEBAGS
& LUGGAGESEATS &
SISSY BARS

EXHAUST

FUEL/AIR
SYSTEMS

ENGINE

TRANSMISSION,
CLUTCH LINE
& DRIVELINEGASKETS
& SEALS

ELECTRICAL

LIGHTING
& LICENSE
PLATESHANDLEBARS,
CONTROLS
& MIRRORS

CABLES

BRAKES &
BRAKE LINESTANKS &
OIL FILTERSDASHES
& GAUGESFRAMES &
SUSPENSION

FENDERS

FOOTRESTS &
FLOORBOARDSWHEELS
& AXLESCOVERS,
LOCKS &
GENERALAUDIO,
COMMUNICATION
& MOUNTS

FORK SEAL KIT

- For those looking to save money and only want the fork seals
- Kits include a pair of oil seals and dust seals; no bushings or other rebuild parts included

PART #	DESCRIPTION
0407-0714	For 16-24 Springfield, 15-24 Roadmaster, 14-24 Chieftain, and 14-21 Chief

SIZE CHART

PART #	ID (MM)	OD (MM)
0407-0714	46	58



FORK SEALS

- High-quality performance fork seals
- Check for seal dimension before ordering
- Sold in pairs

PART #	DESCRIPTION	PART #	DESCRIPTION
0407-0593	For 14-21 Chief/Chieftain/Roadmaster/Springfield (46 mm Showa forks)	0407-0566	For 17-21 Scout Sixty, 15-21 Scout (41 mm Showa forks)



FORK SEALS AND DUST SEALS

- Seal profile is engineered to create equal pressure in each seal lip; equalized seal pressure creates less drag and longer seal life
- MAX-LIFE has a coefficient of friction up to three times less than the OEM seal material
- Triple-lip seal design

PART #	DESCRIPTION	PART #	DESCRIPTION
FOR 20 CHALLENGER		FOR 14-18 CHIEF CLASSIC, 14-21 CHIEF VINTAGE, 24-22 CHIEFTAIN, 15-22 ROADMASTER, 16-22 SPRINGFIELD (CONT)	
0407-0414	Fork seal and dust seal kit	0407-0486	Fork dust seal kit
0407-0451	Fork oil seal kit	FOR 19-22 FTR 1200, 20-22 FTR 1200 RALLY, 19 FTR RALLY LE/FTR 1200 S	
0407-0468	Fork dust seal kit	0407-0425	Fork seal and dust seal kit
FOR 14-18 CHIEF CLASSIC, 14-21 CHIEF VINTAGE, 24-22 CHIEFTAIN, 15-22 ROADMASTER, 16-22 SPRINGFIELD		0407-0467	Fork dust seal kit
0407-0418	Fork seal and dust seal kit		
0407-0455	Fork oil seal kit		

0407-0455



0407-0486



- Directional ribs allow seal to be installed easily
- Kits include fork oil seals and dust seals; fork oil seals and dust seals also available separately



REPLACEMENT EXHAUST GASKETS

- High-quality products for long-term reliability
- Manufactured from premium fuel-resistant materials that will not creep, crack or become brittle
- Sold in pairs

PART #	OEM #	DESCRIPTION	MATERIAL
FOR 21-24 CHALLENGER, PURSUIT AND SCOUT			
0934-7813	5271416	Exhaust header gasket	Stainless steel

All part numbers in **BLUE** are new for 2025.



IGNITION
PARTS

IRIDIUM IX

IRIDIUM IX SPARK PLUG

- The ultimate in the evolution of spark plug technology and performance from the industry leader
- The iridium electrode is 25% smaller than a platinum electrode and it's just ¼ the size of a conventional nickel electrode

PART #	DESCRIPTION	NGK PART #	THREAD	REACH
2103-0573	For 20-21 Challenger models	LZMAR8AI-10	10 mm	26,41 mm (1.04")



- Ultra-small-diameter center electrode reduces voltage requirement and extends ignition system life
- Metal shell plating has enhanced anticorrosion qualities



IRIDIUM SPARK PLUGS

- The ultimate in spark plug technology and performance
- Iridium electrode is smaller than a standard electrode; requires less voltage
- Hotter spark and extended spark plug service life compared to conventional plugs
- Has the distinctive black ceramic with red lettering and gold-colored corrosion-protected coating on the metal shell

PART #	DESCRIPTION	REFERENCE #
2103-0575	For 20-24 Challenger and Pursuit	3070482
2103-0576	For 14-24 Chief, 17-24 Roadmaster, 17-24 Chieftain, 21-21 Vintage and 16-24 Springfield	3088051



- Exceed OEM specifications for plug service life
- Sold in pairs in convenient blister pack



PERFORMANCE SPARK PLUGS

- Conventional-style spark plugs, available in OEM heat ranges
- Plugs have a unique look with a black ceramic body and bold red logo/script
- Insulator is made of 95% pure alumina, features strong resistance to heat shock and superior insulation
- Multi-rib design of the insulator eliminates flashover
- Nickel-plated housing prevents oxidation and corrosion
- Multi-layer gaskets and heat crimping process ensure a leak-free, gas-tight seal

PART #	DESCRIPTION	REFERENCE #
2103-0577	For 15-24 Scout, 19-24 FTR	3022662



- Copper core electrode prevents oxidation and corrosion, has good electrical and heat conductivity and creates long spark plug service life
- Sold in pairs in blister pack

DISCLAIMER: SEE PAGE 5 FOR IMPORTANT INFORMATION REGARDING CERTAIN WARRANTY AND EMISSION CONTROL REGULATION COMPLIANCE AND NOISE REGULATION INFORMATION.

All part numbers in **BLUE** are new for 2025.

WINDSHIELDS
& FAIRINGS

SADDLEBAGS
& LUGGAGE

SEATS &
SISSY BARS

EXHAUST

FUEL/AIR
SYSTEMS

ENGINE

TRANSMISSION,
CLUTCH LINE
& DRIVELINE

GASKETS
& SEALS

ELECTRICAL

LIGHTING
& LICENSE
PLATES

HANDLEBARS,
CONTROLS
& MIRRORS

CABLES

BRAKES &
BRAKE LINES

TANKS &
OIL FILTERS

DASHES
& GAUGES

FRAMES &
SUSPENSION

FENDERS

FOOTRESTS &
FLOORBOARDS

WHEELS
& AXLES

COVERS,
LOCKS &
GENERAL

AUDIO,
COMMUNICATION
& MOUNTS

WINDSHIELDS
& FAIRINGSSADDLEBAGS
& LUGGAGESEATS &
SISSY BARS

EXHAUST

FUEL/AIR
SYSTEMS

ENGINE

TRANSMISSION,
CLUTCH LINE
& DRIVELINEGASKETS
& SEALS

ELECTRICAL

LIGHTING
& LICENSE
PLATESHANDLEBARS,
CONTROLS
& MIRRORS

CABLES

BRAKES &
BRAKE LINESTANKS &
OIL FILTERSDASHES
& GAUGESFRAMES &
SUSPENSION

FENDERS

FOOTRESTS &
FLOORBOARDSWHEELS
& AXLESCOVERS,
LOCKS &
GENERALAUDIO,
COMMUNICATION
& MOUNTS**PLUG WIRES**

- Constructed with silicone throughout the jacket, insulation and core to deliver high-temperature resistance
- Rated at SAE Class E J2031 with a continuous operating temperature of 232 °C (450 °F)

**PART #**
2104-0296**DESCRIPTION**
For 09-13 Indian (all)**IGNITION COIL**

- Increased spark energy
- Cost-effective replacement

PART #
2102-0330**MODEL**

For all 14-22 Chief, Chieftain, Roadmaster, and Springfield; repl. OEM #4010425

**HOT SHOT SERIES UNIVERSAL LITHIUM-ION BATTERY-COMPATIBLE REGULATOR/RECTIFIER**

- Designed as a universal piece, comes with wire leads only
- Connect your OE plug to the regulator harness via soldering
- The voltage set point is 14V +/- .2
- 50 amp unit made with Mosfet technology and designed for single phase systems with the correct voltage set point for lithium batteries
- Ballistic Performance Batteries are recommended; for all other manufacturers of lithium ion batteries please contact the manufacturer of the battery to ensure our product set point is compatible with their battery

NOTE: Not for use with standard lead acid batteries.
NOTE: Some harness fabrication will be needed.**PART #**
2112-1809**DESCRIPTION**
For 15-20 Scout (all models)**REGULATOR/RECTIFIERS**

- OEM-style regulator/rectifiers

PART #
2112-1151
2111-0210**2112-1151****DESCRIPTION**For all 14-20 Chief, Chieftain, Roadmaster, Springfield models; repl. OEM #4014300
For 15-21 Scout, Scout Sixty and Scout Bobber models, repl. OEM #4012941**2111-0210****DISCLAIMER:** SEE PAGE 5 FOR IMPORTANT INFORMATION REGARDING CERTAIN WARRANTY AND EMISSION CONTROL REGULATION COMPLIANCE AND NOISE REGULATION INFORMATION.All part numbers in **BLUE** are new for 2025.

dragspecialties.eu / partseurope.eu



HIGH PERFORMANCE LITHIUM BATTERIES

- Innovative lithium-ion motorcycle and powersport batteries
- Designed for the most demanding riders looking for higher performance, safer performance, faster acceleration, reduced weight and a much longer battery life
- Very low self-discharge provides the possibility to start an engine after a very long period of storage; even in very cold temperature conditions
- Robust brass terminals for enhanced electrical performance
- Super fast charging capabilities
- Multi-position mounting (up to 180°)




2113-0940



2113-0786

- Very safe and environmental friendly
- Up to 70% lighter than lead acid batteries
- Waterproof design
- Heat temperature resistance up to 230 °C
- Ready to use; no need for preparation, just plug and play

PART #	DESCRIPTION
2113-0940	For 20-24 Challenger/Challenger Dark Horse/Challenger Limited, 22-24 Pursuit Dark Horse
2113-0940	For 14-24 Chief Classic/Chief Bobber/Chief Dark Horse/Chief Vintage/Super Chief/Chieftain/Roadmaster/Springfield
2113-0940	For 12-13 Chief Classic/Vintage/Dark Horse
2113-0940	For 02-03 Chief
2113-0786	For 15-24 Scout/Scout Sixty/Scout Bobber/Scout Bobber Sixty/Scout Bobber Twenty/Scout Rogue
2113-0786	For 19-22 FTR1200/Rally/R Carbon/S



PART #	YUASA REFERENCE #	CAPACITY AH (10-HR)	POWER (WH)	COLD CRANKING AMPS	LENGTH (MM)	WIDTH (MM)	HEIGHT (MM)	APPROX. WEIGHT (KG)	TERMINAL CONFIGURATION
2113-0786	YTZ10S, YT12B-4, YT14B-4, YTX14AH, YB14A-A2, YTZ10S-BS, YT12B-BS, YT14B-BS, YTX14AH-BS, YB10A-A2, YB12A-A/B, YB12C-A, YB14-A2, YB14-B2, YB14A-A1/A2, 12N12A-4A-1	4	48	280	134	65	92	0,95	+
2113-0940	YTX20L, YTX20L-BS, YTX20HL, YTX20HL-BS, YTX24HL, YTX24HL-BS, Y50-N18L-A/A2/A3/AT, 51913	7,5	90	480	148	86	105	1,28	+




SLA MAX BZ FACTORY-ACTIVATED AGM MAINTENANCE-FREE BATTERIES

- Provides maximum reliability and highest starting ability to all heavy-duty engines
- Designed with taller plates and built-in copper nuts terminals
- Superior capacity
- AGM construction (Absorbed Glass Material)
- VRLA battery (Valve Regulated Lead Acid)
- Sealed and factory activated
- Spillproof design
- Multi-positional fitment
- Ready and easy to use
- Increased power and extended life
- Extreme vibration resistance



2113-0934

PART #	DESCRIPTION
2113-0934	For 14-24 Chief Classic/Chief Vintage/Chieftain/Roadmaster, 16-24 Chief Dark Horse/Springfield
2113-0935	For 09-11 Chief (all)
2113-0935	For 02-03 Scout/Spirit
2113-0935	For all 99-01 models



PART #	YUASA REFERENCE #	CAPACITY AH (10-HR)	CAPACITY AH (20-HR)	COLD CRANKING AMPS @ -18 °C	LENGTH (MM)	WIDTH (MM)	HEIGHT (MM)	APPROX. WEIGHT (KG)	TERMINAL CONFIGURATION
2113-0935	GYZ20H	20	21,1	320	175	89	155	6,6	+
2113-0934	GYZ20HL	20	21,1	320	175	89	155	6,6	+

DISCLAIMER: SEE PAGE 5 FOR IMPORTANT INFORMATION REGARDING CERTAIN WARRANTY AND EMISSION CONTROL REGULATION COMPLIANCE AND NOISE REGULATION INFORMATION.

All part numbers in **BLUE** are new for 2025.

WINDSHIELDS & FAIRINGS

SADDLEBAGS & LUGGAGE

SEATS & SISSY BARS

EXHAUST

FUEL/AIR SYSTEMS

ENGINE

TRANSMISSION, CLUTCH LINE & DRIVELINE

GASKETS & SEALS

ELECTRICAL

LIGHTING & LICENSE PLATES

HANDLEBARS, CONTROLS & MIRRORS

CABLES

BRAKES & BRAKE LINES

TANKS & OIL FILTERS

DASHES & GAUGES

FRAMES & SUSPENSION

FENDERS

FOOTRESTS & FLOORBOARDS

WHEELS & AXLES

COVERS, LOCKS & GENERAL

AUDIO, COMMUNICATION & MOUNTS

WINDSHIELDS & FAIRINGS

SADDLEBAGS & LUGGAGE

SEATS & SISSY BARS

EXHAUST

FUEL/AIR SYSTEMS

ENGINE

TRANSMISSION, CLUTCH LINE & DRIVELINE

GASKETS & SEALS

ELECTRICAL

LIGHTING & LICENSE PLATES

HANDLEBARS, CONTROLS & MIRRORS

CABLES

BRAKES & BRAKE LINES

TANKS & OIL FILTERS

DASHES & GAUGES

FRAMES & SUSPENSION

FENDERS

FOOTRESTS & FLOORBOARDS

WHEELS & AXLES

COVERS, LOCKS & GENERAL

AUDIO, COMMUNICATION & MOUNTS



2113-0642



2113-0836




SLA MAX FACTORY-ACTIVATED AGM MAINTENANCE-FREE BATTERIES

- Designed to offer maximum performance to big engine bikes equipped with lots of electronic accessories
- Superior capacity
- AGM construction (Absorbed Glass Material)
- VRLA battery (Valve Regulated Lead Acid)
- Sealed and factory activated
- Spillproof design
- Multi-positional fitment

- Ready and easy to use
- Increased power and extended life
- Extreme vibration resistance

PART #	FITS MODEL
2113-0642	For 14-24 Chief Classic/Chief Bobber/Chief Dark Horse/Chief Vintage/Super Chief/Chieftain/Roadmaster/Springfield
2113-0642	For 20-24 Challenger/Challenger Dark Horse/Challenger Limited, 22-24 Pursuit Dark Horse
2113-0836	For 15-24 Scout/Scout Sixty/Scout Bobber/Scout Bobber Sixty/Scout Bobber Twenty/Scout Rogue



PART #	YUASA REFERENCE #	CAPACITY AH (10-HR)	CAPACITY AH (20-HR)	COLD CRANKING AMPS @-18 °C	LENGTH (MM)	WIDTH (MM)	HEIGHT (MM)	APPROX. WEIGHT (KG)	TERMINAL CONFIGURATION
2113-0836	YTX14AH	12	12,6	210	133	90	164	5,1	+ -
2113-0642	YTX20HL	20	21,1	290	176	87	153	6,5	- +



2113-0640




2113-0637



SLA FACTORY-ACTIVATED AGM MAINTENANCE-FREE BATTERIES

- AGM construction (Absorbed Glass Material)
- VRLA battery (Valve Regulated Lead Acid)
- Sealed and Factory-Activated
- Spill-proof design
- Multi-positional fitment
- Ready and easy to use
- Increased power and extended life
- Extreme vibration resistance

PART #	DESCRIPTION
2113-0640	For 14-24 Chief Classic/Chief Bobber/Chief Dark Horse/Chief Vintage/Super Chief/Chieftain/Roadmaster/Springfield
2113-0640	For 20-24 Challenger/Challenger Dark Horse/Challenger Limited, 22-24 Pursuit Dark Horse
2113-0637	For 15-24 Scout/Scout Sixty/Scout Bobber/Scout Bobber Sixty/Scout Bobber Twenty/Scout Rogue



PART #	YUASA REFERENCE #	CAPACITY AH (10-HR)	CAPACITY AH (20-HR)	COLD CRANKING AMPS @-18 °C	LENGTH (MM)	WIDTH (MM)	HEIGHT (MM)	APPROX. WEIGHT (KG)	TERMINAL CONFIGURATION
2113-0834	YB7-A	8	8,4	105	135	75	133	2,9	+ -
2113-0835	YB12A-A2	12	12,6	155	134	80	160	4,2	+ -
2113-0637	YTX14AH	12	12,6	210	135	90	167	4,4	+ -
2113-0640	YTX20HL	18	18,9	310	175	87	155	6,0	- +

DISCLAIMER: SEE PAGE 5 FOR IMPORTANT INFORMATION REGARDING CERTAIN WARRANTY AND EMISSION CONTROL REGULATION COMPLIANCE AND NOISE REGULATION INFORMATION.

All part numbers in **BLUE** are new for 2025.

YUASA BATTERY



HIGH-PERFORMANCE AGM MAINTENANCE-FREE BATTERIES

- This new generation of maintenance-free batteries delivers higher cranking amps for vehicles that require extra starting power
- Additional cranking amps make these one of the most powerful batteries on the market
- Acid pack included

PART #	DESCRIPTION
YTX20HL-BS	For 20-24 Challenger/Challenger Dark Horse/Challenger Limited, 22-24 Pursuit
YTX20HL-BS	For 14-24 Chief Classic/Chief Vintage/Chieftain/Roadmaster, 16-24 Chief Dark Horse/Springfield
YTX24HL-BS	For 12-13 Chief Classic/Vintage/Dark Horse
YTX24HL-BS	For 02-03 Chief

PART #	YUASA REFERENCE #	CAPACITY AH (10-HR)	REGULAR CHARGE CURRENT (AMP)	COLD CRANKING AMPS @ -18 °C	LENGTH (MM)	WIDTH (MM)	HEIGHT (MM)	APPROX. WEIGHT W/ ACID (KG)	TERMINAL CONFIGURATION
YTX20HL-BS	YTX20HL-BS	18	1,8	310	175	87	155	6,8	- +
YTX24HL-BS	YTX24HL-BS	21	2,1	350	205	87	162	8,0	- +



AGM MAINTENANCE-FREE BATTERIES

- Special absorbed-glass mat battery eliminates water loss, permitting the battery to be permanently sealed once it is filled with acid
- Truly the world's finest "install it and forget it" motorcycle battery
- Acid pack included

PART #	DESCRIPTION
YTX20L-BS	For 20-24 Challenger/Challenger Dark Horse/Challenger Limited, 22-24 Pursuit
YTX20L-BS	For 16-24 Chief Dark Horse/Springfield, 14-24 Chief Classic/Chief Vintage/Chieftain/Roadmaster
YTX-20BS	For 09-11 Chief (all)
YTX-20BS	For 02-03 Scout/Spirit
YTX-20BS	For all 99-01 models

PART #	YUASA REFERENCE #	CAPACITY AH (10-HR)	COLD CRANKING AMPS @ -18 °C	LENGTH (MM)	WIDTH (MM)	HEIGHT (MM)	APPROX. WEIGHT W/ ACID (KG)	TERMINAL CONFIGURATION
YTX-20BS	YTX20-BS	18	270	175	87	155	6,3	+ -
YTX20L-BS	YTX20L-BS	18	270	175	87	155	6,3	- +

DISCLAIMER: SEE PAGE 5 FOR IMPORTANT INFORMATION REGARDING CERTAIN WARRANTY AND EMISSION CONTROL REGULATION COMPLIANCE AND NOISE REGULATION INFORMATION.

All part numbers in **BLUE** are new for 2025.

dragspecialties.eu / partseurope.eu

WINDSHIELDS & FAIRINGS

SADDLEBAGS & LUGGAGE

SEATS & SISSY BARS

EXHAUST

FUEL/AIR SYSTEMS

ENGINE

TRANSMISSION, CLUTCH LINE & DRIVELINE

GASKETS & SEALS

ELECTRICAL

LIGHTING & LICENSE PLATES

HANDLEBARS, CONTROLS & MIRRORS

CABLES

BRAKES & BRAKE LINES

TANKS & OIL FILTERS

DASHES & GAUGES

FRAMES & SUSPENSION

FENDERS

FOOTRESTS & FLOORBOARDS

WHEELS & AXLES

COVERS, LOCKS & GENERAL

AUDIO, COMMUNICATION & MOUNTS

WINDSHIELDS & FAIRINGS

SADDLEBAGS & LUGGAGE

SEATS & SISSY BARS

EXHAUST

FUEL/AIR SYSTEMS

ENGINE

TRANSMISSION, CLUTCH LINE & DRIVELINE

GASKETS & SEALS

ELECTRICAL

LIGHTING & LICENSE PLATES

HANDLEBARS, CONTROLS & MIRRORS

CABLES

BRAKES & BRAKE LINES

TANKS & OIL FILTERS

DASHES & GAUGES

FRAMES & SUSPENSION

FENDERS

FOOTRESTS & FLOORBOARDS

WHEELS & AXLES

COVERS, LOCKS & GENERAL

AUDIO, COMMUNICATION & MOUNTS



2113-0449



2113-0450



2113-0448

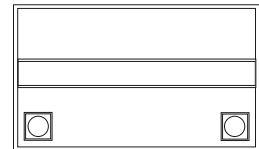
DRAG SPECIALTIES HIGH PERFORMANCE BATTERIES

- Specifically designed for high-performance engines that need extra cranking power
- Superior engineering features include an AGM (Absorbed Glass-Mat) radial grid design for maximum cranking amps
- High vibration resistance

- Spill-proof, pre-filled, pre-charged, maintenance-free sealed design
- Batteries include brass spacers, stainless steel nuts, bolts and star washers

NOTE: Factory-Activated batteries should be charged once a month when not in service.

PART #	DESCRIPTION
2113-0449	For 20-24 Challenger/Challenger Dark Horse/Challenger Limited, 22-24 Pursuit
2113-0449	For 16-24 Chief Dark Horse/Springfield, 14-24 Chief Classic/Chief Vintage/Chieftain/Roadmaster
2113-0450	For 12-13 Chief Classic/Vintage/Dark Horse
2113-0448	For 09-11 Chief (all models)
2113-0450	For 02-03 Chief
2113-0448	For 02-03 Scout/Spirit
2113-0448	For all 99-01 models



FACTORY-ACTIVATED PART #	YUASA REFERENCE #	COLD CRANKING AMPS	LENGTH (MM)	WIDTH (MM)	HEIGHT (MM)	TERMINAL CONFIGURATION
2113-0448	YTX20H-BS	310	175	87	155	+ -
2113-0449	YTX20HL-BS	310	175	87	155	- +
2113-0450	YTX24HL-BS	350	205	87	160	- +



PB-02 POWER BOX JUMP STARTER

- Perfect back-up power solution able to deliver 600A for jump starting vehicles (motorcycles, cars, boats and more), charge USB devices (smartphones or tablets) and offer emergency lighting
- Compact and powerful booster rated at 600A (1200A peak current)
- Up to 20 jumps starts in one charge
- Designed for gas and diesel engines
- Very safe: smart cable with spark-proof connection and reverse polarity protection
- Power supply for small electronic devices via their USB ports (most of smartphones, earphones, portable gaming devices, MP3/MP4 players can be charged with the included accessories)
- LED flashlight function with 3 modes (powerful constant light/strobe/SOS)
- LED display with battery state of charging indication and output port used
- Compatible with lead acid batteries (SLA, GEL, AGM, EFB, MF, DRY, Ca/Ca)



BST 1000 LEAD ACID AND LITHIUM BATTERY TESTER

- For lead acid (flooded, AGM flat plate, AGM spirale, GEL, EFB) and lithium batteries
- For all 12V vehicle and motorcycle batteries
- Five battery tests: cold cranking amps, voltage, internal resistance, health, starting
- Vehicle charging and cranking system test
- Easy to read large LCD screen
- Print function via PC printer
- Multiple languages: English, German, Spanish, French, Dutch and Italian
- Short circuit and polarity reverse connection protections
- Useful, compact and delivered with clamp set, pouch protection and a USB cable to connect the tester to a computer for printing out all the diagnostics

PART #	DESCRIPTION	PART #	DESCRIPTION
2113-0913	Power Box PB-02	2113-0914	BST 1000 lead acid and lithium battery tester

DISCLAIMER: SEE PAGE 5 FOR IMPORTANT INFORMATION REGARDING CERTAIN WARRANTY AND EMISSION CONTROL REGULATION COMPLIANCE AND NOISE REGULATION INFORMATION.

All part numbers in **BLUE** are new for 2025.

motogadget**mo.lock NFC DIGITAL IGNITION LOCK AND ACCESSORIES**

- Contactless digital ignition lock
- No more fumbling with keys or mechanical wear on lock cylinders
- The ignition and power supply of the bike is switched on when within 30 to 50 mm of the digital key/transponder
- Uses the most recent NFC technology (Near-Field-Communication)
- Each key is singular by its digital code and cannot be spoofed
- Includes one master key and one user key that are the size of a key tag
- Keys do not require batteries

PART #	DESCRIPTION
2105-0133	mo.lock NFC digital ignition lock
2105-0134	mo.lock NFC wiring kit



2105-0133



- Optional wiring harness kit ensures seamless installation process
- NFC connection cable is a high quality, 2 m long, 3-wire cable for connecting the mo.lock NFC and fits the included cable cover

PART #	DESCRIPTION
2105-0135	mo.lock NFC connect cable




2020-0463

motogadget**mo.flash DIGITAL FLASHER**

- Replaces all conventional flasher relays; only uses two cables
- Perfect for custom bikes and modifications with limited space
- Route through the handlebar, frame tubing or in the cable harness
- Constant and correct flashing rate; suitable for almost all LED blinkers and all micro-blinkers
- Works with four signal lights or two handlebar end blinkers and has an immediate, lossless flasher response
- Features an automatic overload protection; does not generate heat during operation
- Takes 5V to 18V to operate; suitable for 6V flashers

PART #	DESCRIPTION
2020-0463	mo.flash digital relay



2020-0464

- Water- and short circuit-proof
- Does not require load resistors or similar accessories
- PART #2020-0463 is suitable for all LED blinkers, micro blinkers, halogen blinkers and bulb blinkers from 1 to 100W
- mo.wave (PART #2020-0464) is the first flasher relay to allow a smooth fade in/fade out with your flash lights

PART #	DESCRIPTION
2020-0464	mo.wave digital relay


DAYTONA**IC RELAYS**

- Three terminals
- 85 flash/min
- 12VDC
- Output range of 0,1 to 100W
- Dimensions: 38 mm L x 28,4 mm H x 17,5 mm W (1,49" x 1,157" x 0.68")

PART #	DESCRIPTION
2040-2875	IC relay w/ connector



2040-2875



PART #	DESCRIPTION
2040-2876	IC relay w/ position/hazard lights

DISCLAIMER: SEE PAGE 5 FOR IMPORTANT INFORMATION REGARDING CERTAIN WARRANTY AND EMISSION CONTROL REGULATION COMPLIANCE AND NOISE REGULATION INFORMATION.

All part numbers in **BLUE** are new for 2025.

WINDSHIELDS & FAIRINGS

SADDLEBAGS & LUGGAGE

SEATS & SISSY BARS

EXHAUST

FUEL/AIR SYSTEMS

ENGINE

TRANSMISSION, CLUTCH LINE & DRIVELINE

GASKETS & SEALS

ELECTRICAL

LIGHTING & LICENSE PLATES

HANDLEBARS, CONTROLS & MIRRORS

CABLES

BRAKES & BRAKE LINES

TANKS & OIL FILTERS

DASHES & GAUGES

FRAMES & SUSPENSION

FENDERS

FOOTRESTS & FLOORBOARDS

WHEELS & AXLES

COVERS, LOCKS & GENERAL

AUDIO, COMMUNICATION & MOUNTS

WINDSHIELDS
& FAIRINGSSADDLEBAGS
& LUGGAGESEATS &
SISSY BARS

EXHAUST

FUEL/AIR
SYSTEMS

ENGINE

TRANSMISSION,
CLUTCH LINE
& DRIVELINEGASKETS
& SEALS

ELECTRICAL

LIGHTING
& LICENSE
PLATESHANDLEBARS,
CONTROLS
& MIRRORS

CABLES

BRAKES &
BRAKE LINESTANKS &
OIL FILTERSDASHES
& GAUGESFRAMES &
SUSPENSION

FENDERS

FOOTRESTS &
FLOORBOARDSWHEELS
& AXLESCOVERS,
LOCKS &
GENERALAUDIO,
COMMUNICATION
& MOUNTS

2120-0868



2120-0865

**61 CM (24") HANDLEBAR EXTENSION HARNESSES**

- Complete plug-and-play kit includes Throttle-By-Wire and all the items needed to successfully extend the wiring to a set of OEM handlebar switches

PART #	DESCRIPTION
2120-0867	For 14-17 Chief, Springfield
2120-0868	For 14-17 Chieftain, Roadmaster

PART #	DESCRIPTION
2120-0865	All models 09-16 (except Touring models)
2120-0866	All Touring models 09-16 (w/ audio and cruise control)


ELECTRICAL

LIGHTING
& LICENSE
PLATESHANDLEBARS,
CONTROLS
& MIRRORS

CABLES

46 CM (18") HANDLEBAR CONTROL EXTENSION HARNESS

- Allows for handlebars up to 508 mm (20") tall
- Kit includes OEM color wire with pre-installed terminals, heat shrink and three OEM connectors
- Requires soldering



PART #	DESCRIPTION
2120-1057	For 15-21 Scout

BRAKES &
BRAKE LINESTANKS &
OIL FILTERSDASHES
& GAUGESFRAMES &
SUSPENSION

FENDERS

38 CM (15") HANDLEBAR CONTROL EXTENSION HARNESS

- At 38 cm (15"), it will effortlessly fit up to 51 cm (20") tall handlebars
- Replaces the OEM harness with more length
- Easy installation



PART #	DESCRIPTION
2120-1203	For 22-24 Chief/Chief Bobber/Super Chief

FOOTRESTS &
FLOORBOARDSWHEELS
& AXLESCOVERS,
LOCKS &
GENERALAUDIO,
COMMUNICATION
& MOUNTS**SPEEDOMETER EXTENSION HARNESS**

- Helps riders install taller risers, bars or change location of speedometer
- Easy installation
- OEM connectors, color-matching wire that is covered with PVC extruded tubing



PART #	DESCRIPTION
2120-1232	For 22-24 Chief

DISCLAIMER: SEE PAGE 5 FOR IMPORTANT INFORMATION REGARDING CERTAIN WARRANTY AND EMISSION CONTROL REGULATION COMPLIANCE AND NOISE REGULATION INFORMATION.

All part numbers in **BLUE** are new for 2025.



NMMZ Custom Cycle Products

HEADLIGHT ADAPTER

- Plug-n-play installation
- Works with OEM headlights

PART #	DESCRIPTION
2120-1111	For 20-22 Indian (except Scout, FTR1200)



NMMZ Custom Cycle Products

INDIAN Y-POWER ADAPTOR HARNESS

- Plug-n-play installation

PART #	DESCRIPTION
2120-1113	For all 14-17 Indian models



NMMZ Custom Cycle Products

Y-HARNESS FOR DAYTIME RUNNING LIGHTS AND WARBONNET


- Plug-n-play installation



PART #	DESCRIPTION
2120-1112	For 14-24 Indian



2120-0970



SOLDERLESS WIRE CONNECTORS

- No soldering gun required
- Low-heat solder melts with just a heat gun and shrinks the tubing for a watertight seal
- Waterproof, solderless heat shrink wire connectors come in four different sizes: yellow (AWG 10 to 12), blue (AWG 14 to 16), red (AWG 18 to 22) and white (AWG 24 to 26)
- PART #2120-0954 is a reclosable plastic box including 40 pieces red 18 to 22 AWG, 40 pieces blue 14 to 16 AWG, 10 pieces white 24 to 26 AWG and 10 pieces yellow 10 to 12 AWG

PART #	DESCRIPTION
100 PACKS	
2120-0970	Red 18-22 AWG (6 pcs./pack)



2120-0954



- PART #2120-0955 contains 100 individual retail packs of the connectors: 15-packs (6 pcs./pack) white 24 to 26 AWG, 32-packs (6 pcs./pack) red 18 to 22 AWG, 35-packs (5 pcs./pack) blue 14 to 16 AWG and 5-packs (5 pcs./pack) yellow 10 to 12 AWG
- Perfect for the service department or checkout counter in a wide-mouth, clear plastic jar
- Packs are individually labeled with bar codes to make it easy to deal with at the counter or for the service department; no individual pieces

PART #	DESCRIPTION
ASSORTMENT KITS	
2120-0954	100 Individual pcs. assortment kit in reclosable plastic box

DISCLAIMER: SEE PAGE 5 FOR IMPORTANT INFORMATION REGARDING CERTAIN WARRANTY AND EMISSION CONTROL REGULATION COMPLIANCE AND NOISE REGULATION INFORMATION.

All part numbers in **BLUE** are new for 2025.

- WINDSHIELDS & FAIRINGS
- SADDLEBAGS & LUGGAGE
- SEATS & SISSY BARS
- EXHAUST
- FUEL/AIR SYSTEMS
- ENGINE
- TRANSMISSION, CLUTCH LINE & DRIVELINE
- GASKETS & SEALS
- ELECTRICAL**
- LIGHTING & LICENSE PLATES
- HANDLEBARS, CONTROLS & MIRRORS
- CABLES
- BRAKES & BRAKE LINES
- TANKS & OIL FILTERS
- DASHES & GAUGES
- FRAMES & SUSPENSION
- FENDERS
- FOOTRESTS & FLOORBOARDS
- WHEELS & AXLES
- COVERS, LOCKS & GENERAL
- AUDIO, COMMUNICATION & MOUNTS

WINDSHIELDS
& FAIRINGSSADDLEBAGS
& LUGGAGESEATS &
SISSY BARS

EXHAUST

FUEL/AIR
SYSTEMS

ENGINE

TRANSMISSION,
CLUTCH LINE
& DRIVELINEGASKETS
& SEALS

ELECTRICAL

LIGHTING
& LICENSE
PLATESHANDLEBARS,
CONTROLS
& MIRRORS

CABLES

BRAKES &
BRAKE LINESTANKS &
OIL FILTERSDASHES
& GAUGESFRAMES &
SUSPENSION

FENDERS

FOOTRESTS &
FLOORBOARDSWHEELS
& AXLESCOVERS,
LOCKS &
GENERALAUDIO,
COMMUNICATION
& MOUNTS**DAYTONA****QUICK CHARGE PORT USB TYPE-A**

- ABS housing
- For 22,2 mm and 25,4 mm (7/8" and 1") handlebars
- Powers on with ignition key
- Overcurrent protection
- Short-circuit protection
- QC3,0 (Quick charge 3,0)
- Input 12,5VDC
- Output 5V/3A, 9V/3A, 12V/2,5A

PART #**2130-0375****DESCRIPTION**

Quick charge port USB Type-A

USB TYPE-C COWL FAIRING MOUNT

- High quality USB-C socket for mounting in e.g. the motorcycle fairing
- Hole diameter measures 20 mm and a minimum depth of approx. 35 mm is required
- Aluminum housing and nut
- For USB power delivery
- Input 12VDC
- Output 5V/3A, 9V/2A, 12V/1,5A
- Max. 18W
- Powers on with ignition key



- Water-resistant when closed
- Green LED indicator when charging

PART #**2130-0365****DESCRIPTION**

USB-C socket

SLIM-MOUNT USB POWER SOCKETS

- USB power socket 13,5 mm (0,53") thick and a clean appearance
- Handle clamps are compatible with a wide range of vehicles
- DC12V input voltage
- 4,8 to 5,2 output voltage

**2130-0337****2130-0338****PART #**
2130-0337**DESCRIPTION**
1 port socket**PART #****2130-0338****DESCRIPTION**

2 port socket

USB POWER SUPPLIES

- Work with main switch
- 12VDC input

**2130-0339****PART #****2130-0341****DESCRIPTION**

Type-A (one-port)

PART #**2130-0340****DESCRIPTION**

Slim type-C (one-port)

2130-0342

Type-A (two-port)

2130-0339

Type-C (one-port)

USB CABLES

- L-shaped
- 200 mm (7,87") long
- 18W (5V/3A, 9V/2A, 12V/1,5A)

**2130-0343****PART #****2130-0346****DESCRIPTION**

Type-A to Lightning

PART #**2130-0343****DESCRIPTION**

Type-C to Type-C

2130-0345

Type-A to Type-C

2130-0344

Type-C to Lightning

DISCLAIMER: SEE PAGE 5 FOR IMPORTANT INFORMATION REGARDING CERTAIN WARRANTY AND EMISSION CONTROL REGULATION COMPLIANCE AND NOISE REGULATION INFORMATION.

All part numbers in **BLUE** are new for 2025.

dragspecialties.eu / partseurope.eu

J.W. SPEAKER 

**ADAPTIVE
2 SERIES**



18 CM (7") LED ADAPTIVE 2 HEADLIGHTS

- The improved Adaptive 2 series headlights allow for the adaptive technology when using high beam, as well as low beam
- Senses leaning angles up to 30° and dynamically fills in dark areas while turning
- Direct replacement for most 18 cm (7") headlights, retrofits PAR56 headlights
- Superior visibility, safety and durability
- Easy plug-n-play H4-style connector
- Die-cast aluminum housing
- 1600 lumen output (high beam), 1020 lumen output (low beam)
- Includes mount kit for easy installation



2001-1775



2001-1774

FOR 14-18 CHIEF CLASSIC, 14-21 CHIEF VINTAGE, 14-21 CHIEFTAIN, 16-21 SPRINGFIELD, 15-21 ROADMASTER, 16-21 CHIEF DARK HORSE, 16-21 CHIEFTAIN DARK HORSE, 17-21 ROADMASTER CLASSIC

PART #	DESCRIPTION	PART #	DESCRIPTION
2001-1775	Black	2001-1773	Replacement black headlight
2001-1776	Chrome	2001-1774	Replacement chrome headlight



2001-1777



2001-1778

**ADAPTIVE
2 SERIES**



18 CM (7") PEDESTAL MOUNT LED ADAPTIVE 2 HEADLIGHTS

- The improved Adaptive 2 series headlights allow for the adaptive technology when using high beam, as well as low beam
- Senses leaning angles up to 30° and dynamically fills in dark areas while turning
- Unique design does not require a headlight shell to mount
- Pedestal mount accepts most 19 mm (3/4") headlight mounting blocks
- Direct replacement for most 18 cm (7") headlights, retrofits PAR56 headlights

- Superior visibility, safety and durability
- Hardwire connection
- Die-cast aluminum housing
- 1600 lumen output (high beam), 1020 lumen output (low beam)

PART #	DESCRIPTION	PART #	DESCRIPTION
2001-1777	Black	2001-1778	Chrome

HEADLIGHT MOUNTING KIT

- Direct replacement for most 7" headlights
- Superior visibility, safety and durability
- 1150 lumen output (high beam), 750 lumen output (low beam)
- Easy, plug-n-play H4-style connector



PART #	DESCRIPTION
2001-1106	Mounting Kit

All part numbers in **BLUE** are new for 2025.

WINDSHIELDS
& FAIRINGSSADDLEBAGS
& LUGGAGESEATS &
SISSY BARS

EXHAUST

FUEL/AIR
SYSTEMS

ENGINE

TRANSMISSION,
CLUTCH LINE
& DRIVELINEGASKETS
& SEALS

ELECTRICAL

LIGHTING
& LICENSE
PLATESHANDLEBARS,
CONTROLS
& MIRRORS

CABLES

BRAKES &
BRAKE LINESTANKS &
OIL FILTERSDASHES
& GAUGESFRAMES &
SUSPENSION

FENDERS

FOOTRESTS &
FLOORBOARDSWHEELS
& AXLESCOVERS,
LOCKS &
GENERALAUDIO,
COMMUNICATION
& MOUNTS

WINDSHIELDS & FAIRINGS

SADDLEBAGS & LUGGAGE

SEATS & SISSY BARS

EXHAUST

FUEL/AIR SYSTEMS

ENGINE

TRANSMISSION, CLUTCH LINE & DRIVELINE

GASKETS & SEALS

ELECTRICAL

LIGHTING & LICENSE PLATES

HANDLEBARS, CONTROLS & MIRRORS

CABLES

BRAKES & BRAKE LINES

TANKS & OIL FILTERS

DASHES & GAUGES

FRAMES & SUSPENSION

FENDERS

FOOTRESTS & FLOORBOARDS

WHEELS & AXLES

COVERS, LOCKS & GENERAL

AUDIO, COMMUNICATION & MOUNTS

2001-1768



2001-1769



J.W. SPEAKER



18 CM (7") EVO 2 DUAL BURN HEADLIGHTS

- Direct replacement for most 18 cm (7") PAR56 headlights
- Dual burn technology provides the rider with the spread of the low beam and the punch of the high beam simultaneously
- 1260 lumen output (high beam), 750 lumen output (low beam)
- Easy, plug-n-play H4-style connector
- Die-cast aluminum housing
- Includes mounting ring for easy installation

FOR 14-18 CHIEF CLASSIC, 14-21 CHIEF VINTAGE, 14-21 CHIEFTAIN, 16-21 SPRINGFIELD, 15-21 ROADMASTER, 16-21 CHIEF DARK HORSE, 16-21 CHIEFTAIN DARK HORSE, 17-21 ROADMASTER CLASSIC

PART #	DESCRIPTION	PART #	DESCRIPTION
2001-1768	Black	2001-1769	Chrome

TRANSMISSION, CLUTCH LINE & DRIVELINE

GASKETS & SEALS

ELECTRICAL

LIGHTING & LICENSE PLATES

HANDLEBARS, CONTROLS & MIRRORS

CABLES

BRAKES & BRAKE LINES

TANKS & OIL FILTERS

DASHES & GAUGES

FRAMES & SUSPENSION

FENDERS

FOOTRESTS & FLOORBOARDS

WHEELS & AXLES

COVERS, LOCKS & GENERAL

AUDIO, COMMUNICATION & MOUNTS

CULT-WERK



HEADLIGHT KITS

- Gives your bike the popular look of the Harley-Davidson® Night Rod and fits all Harley-Davidson® Breakout models from 2013 to 2017 and Sportster S from 2021
- Includes LED "Daymaker" headlight with the appearance of the V-Rod/Night Rod
- Includes CNC lasered headlight bracket which lowers the headlight by approx. 30 mm
- Includes ABS plastic headlight mask
- Achieves an even more aggressive look

PART #	DESCRIPTION
2001-2549	Gloss black; Night Rod style



2001-2549



2001-2551

- Speedometer remains in the original position
- Mounts to original mounting points
- Must be soldered to the original wiring harness
- Contains TEILEGUTACHTEN/German Parts Certificate

PART #	DESCRIPTION
2001-2551	Raw paintable; Night Rod style



SHARK DEMON® HEADLIGHT KIT FOR MEMPHIS SHADES ROAD WARRIOR® FAIRING

- Specialized high-performance LED headlights designed for motorcycle use
- Durable polycarbonate lens with IP67 waterproofing
- 5800 to 6500K daylight color temperature
- Low beam has 3 projection LEDs; 3600 raw lm/2651 effective lumens

PART #	DESCRIPTION
2001-2932	For 18-24 Scout Bobber, 16-24 Scout Sixty, 15-24 Scout w/ Memphis Shades Road Warrior® Fairing PART #2330-0165
2001-2932	For 22-24 Chief Bobber/Bobber Dark Horse w/ Memphis Shades Road Warrior Fairing PART #2330-0269
2001-2932	For 22-24 Chief/Dark Horse w/ Memphis Shades Road Warrior Fairing PART #2330-0271



2001-2932

- High beam has 4 direct-reflective LEDs: 9080 raw lm/4485 effective lumens
- Low beam stays on while high beam is engaged
- 3 mm 304 stainless steel mounting bracket mounts to Memphis Shades Road Warrior® fairing

All part numbers in **BLUE** are new for 2025.



2001-2410



2001-2409



PROBEAM 18 CM (7") ADAPTIVE 2 LED HEADLAMPS

- Round headlamp with polycarbonate lens
- Die-cast aluminum housing
- Adaptive, plug-and-play technology

NOTE: PART #2001-2291 is required for 20-24 Challenger/Roadmaster/Chieftain Limited/Chieftain Elite, 22-24 Pursuit Limited and Pursuit Dark Horse and Chieftain Dark Horse models (sold separately see page 113).

FOR 15-24 ROADMASTER/DARK HORSE/LTD, 15-21 ROADMASTER CLASSIC, 15-21/24 ROADMASTER ELITE, 15-20 CHIEF/CLASSIC/DARK HORSE/VINTAGE, 15-24 CHIEFTAIN/DARK HORSE/LTD, 15-21 CHIEFTAIN CLASSIC, 20-24 CHALLENGER/DARK HORSE/ELITE/LTD, 22-24 PURSUIT DARK HORSE/LTD, 16-24 SPRINGFIELD/DARK HORSE

PART #	DESCRIPTION	PART #	DESCRIPTION
2001-2410	Chrome	2001-2409	Black



18 CM (7") PROBEAM® LED HEADLAMPS

- Low beam consists of three high-power advanced optical D lenses and a DRL
- High beam keeps low beam illuminated and adds two additional advanced optical D lenses with three projector lenses for an incredibly wide optical pattern producing an ideal beam pattern with illumination down the road as well as on either side
- Made from a heavy-duty, lightweight die-cast aluminum, the low-profile housing requires no trim ring and offers a plug-and-play installation
- Durable polycarbonate lens for long-term durability
- Headlamps are available with a chrome or True Black finish



2001-1825



2001-1826

NOTE: PART #2001-2291 is required for 20-24 Challenger/Roadmaster/Chieftain Limited/Chieftain Elite, 22-24 Pursuit Limited and Pursuit Dark Horse and Chieftain Dark Horse models (sold separately see page 113).

FOR 15-24 ROADMASTER/DARK HORSE/LTD, 15-21 ROADMASTER CLASSIC, 15-21/24 ROADMASTER ELITE, 15-20 CHIEF/CLASSIC/DARK HORSE/VINTAGE, 15-24 CHIEFTAIN/DARK HORSE/LTD, 15-23 CHIEFTAIN ELITE, 15-21 CHIEFTAIN CLASSIC, 20-24 CHALLENGER/DARK HORSE/LTD/ELITE, 22-24 PURSUIT LTD/DARK HORSE, 16-24 SPRINGFIELD/DARK HORSE, 21 VINTAGE/DARK HORSE

PART #	DESCRIPTION	PART #	DESCRIPTION
2001-1825	Chrome	2001-1826	True Black

18 CM (7") TRUBEAM® HEADLIGHTS

- Premium 18 cm (7") round LED headlamp designed for custom installation on models with factory 18 cm (7") headlight
- Complex reflector design features three low beam LEDs and two high beam LEDs with a combination of projector and reflector type LEDs and built-in halo ring
- LED combination provides superior low and high beam outputs
- Durable polycarbonate lens with H4 connector and mounting hardware included; no additional trim ring needed



2001-1573



2001-1572



2001-1397

- 4210 raw lumens/2947 effective lumens; 5800K color temp
- 1,1 amp low current draw, 1,5 amp high current draw, 0,2 amp halo ring current draw
- Available in chrome or black chrome (smoked) reflector

PART #	DESCRIPTION
FOR 20-24 ROADMASTER LTD/DARK HORSE, 24 ROADMASTER ELITE, 16-20 CHIEF/VINTAGE/CLASSIC/DARK HORSE, 19-24 CHIEFTAIN/DARK HORSE/LTD, 15-18 CHIEFTAIN ELITE, 21 VINTAGE/DARK HORSE	
2001-1573 ¹	Chrome
2001-1572 ¹	Black chrome
FOR 15-24 ROADMASTER, 15-21 ROADMASTER CLASSIC/ELITE, 15-18 CHIEFTAIN/DARK HORSE/LIMITED AND 15-20 CHIEFTAIN CLASSIC	
2001-1575 ²	Chrome

PART #	DESCRIPTION
ADAPTER	
2001-1397	Opt. hi/lo adapter and halo ring enabler (ea.)
¹ Headlight adapter PART #2001-2291 required for 20-24 Roadmaster/Dark Horse/LTD/Elite, 20-24 Chieftain LTD/Dark Horse, 23-24 Chieftain, 20-23 Chieftain Elite and 23-24 Springfield/Dark Horse w/ OEM 7" LED headlamp (sold separately).	
² Headlight adapter PART #2001-2291 required for 20-24 Roadmaster w/ OEM 7" LED headlamp (sold separately).	

All part numbers in **BLUE** are new for 2025.

- WINDSHIELDS & FAIRINGS
- SADDLEBAGS & LUGGAGE
- SEATS & SISSY BARS
- EXHAUST
- FUEL/AIR SYSTEMS
- ENGINE
- TRANSMISSION, CLUTCH LINE & DRIVELINE
- GASKETS & SEALS
- ELECTRICAL
- LIGHTING & LICENSE PLATES**
- HANDLEBARS, CONTROLS & MIRRORS
- CABLES
- BRAKES & BRAKE LINES
- TANKS & OIL FILTERS
- DASHES & GAUGES
- FRAMES & SUSPENSION
- FENDERS
- FOOTRESTS & FLOORBOARDS
- WHEELS & AXLES
- COVERS, LOCKS & GENERAL
- AUDIO, COMMUNICATION & MOUNTS



2001-1781

2001-1782



14,5 CM (5,75") PEDESTAL MOUNT LED ADAPTIVE 2 HEADLIGHTS

- The improved Adaptive 2 series headlights allow for the adaptive technology when using high beam, as well as low beam
- Senses leaning angles up to 30° and dynamically fills in dark areas while turning
- Pedestal mount accepts most 19 mm (3/4") headlight mounting blocks
- Direct replacement for most 14,5 cm (5,75") headlights, retrofits PAR46 headlights

- Superior visibility, safety and durability
- Easy plug-n-play H4-style connector
- Die-cast aluminum housing
- 1600 lumen output (high beam), 1020 lumen output (low beam)

PART #	DESCRIPTION	PART #	DESCRIPTION
2001-1781	Black	2001-1782	Chrome

LIGHTING & LICENSE PLATES

- WINDSHIELDS & FAIRINGS
- SADDLEBAGS & LUGGAGE
- SEATS & SISSY BARS
- EXHAUST
- FUEL/AIR SYSTEMS
- ENGINE
- TRANSMISSION, CLUTCH LINE & DRIVELINE
- GASKETS & SEALS
- ELECTRICAL
- HANDLEBARS, CONTROLS & MIRRORS
- CABLES
- BRAKES & BRAKE LINES
- TANKS & OIL FILTERS
- DASHES & GAUGES
- FRAMES & SUSPENSION
- FENDERS
- FOOTRESTS & FLOORBOARDS
- WHEELS & AXLES
- COVERS, LOCKS & GENERAL
- AUDIO, COMMUNICATION & MOUNTS



14,5 cm (5,75") ADAPTIVE LED 2 HEADLIGHTS

- Retrofit round, Adaptive 2 series headlights
- Available for 14,5 cm (5,75") PAR46 headlights
- Includes bracket, rubber ring, lamp-to-bracket hardware and bracket-to-bucket hardware



2001-1779



2001-1780

PART #	DESCRIPTION	PART #	DESCRIPTION
2001-1779	Black	2001-1780	Chrome



14,5 CM (5,75") LED HEADLIGHTS

- Direct replacement for most 14,5 cm (5,75") headlights, retrofits PAR46 headlights
- Superior visibility, safety and durability
- Easy plug-n-play H4-style connector
- Die-cast aluminum housing
- 1600 lumen output (high beam), 1020 lumen output (low beam)



2001-2383



2001-2382

PART #	DESCRIPTION	PART #	DESCRIPTION
2001-2383	Black	2001-2382	Chrome

All part numbers in **BLUE** are new for 2025.

DAYTONA**LED HEADLIGHT CAPSULES**

- Vibration and water-resistant
- 120 mm (4,72")

**2001-2455****2001-2458**

PART #	DESCRIPTION
2001-2455	Side mount, chrome
2001-2457	Bottom mount, chrome

PART #	DESCRIPTION
2001-2456	Side mount, black
2001-2458	Bottom mount, black

**2001-2471****2001-2465****2001-2478****HEADLIGHT BRACKETS**

- Comes in a short 55 mm (2,16"), long 101 mm (3,97") and retro style
- Made of CNC-machined aluminum (unless noted)

PART #	DIAMETER
55 MM (2,16") LENGTH (SHORT)	
2001-2469	35 mm (1 3/8")
2001-2470	39 mm (1 9/16")
2001-2471	41 mm (1 5/8")
2001-2472	43 mm (1 11/16")
2001-2473	49 mm (1 15/16")

PART #	DIAMETER
RETRO STYLE	
2001-2479	39 mm

PART #	DIAMETER
101 MM (3,97") LENGTH (LONG)	
2001-2464	35 mm (1 3/8")
2001-2465	39 mm (1 9/16")
2001-2466	41 mm (1 5/8")
2001-2467	43 mm (1 11/16")
2001-2468	49 mm (1 15/16")

PART #	DIAMETER
RETRO STYLE (CONT)	
2001-2478	41 mm

DAYTONA**DUAL-AXIS HEADLIGHT BRACKET SETS**

- Adjustable dual-axis headlight bracket set
- CNC-machined aluminum
- Suitable for fork tubes with a diameter of 35 mm (1,37")
- Fork clamp adjusts vertically allowing the headlight position to be adjusted in the front-back direction
- Joints on all four clamps allow the width of the headlight mount to be varied and the braces to run parallel
- M-Eight indicator mount kit is included
- Sold in pairs

**2001-2474****2001-2475**

PART #	DESCRIPTION	PART #	DESCRIPTION	PART #	DESCRIPTION	PART #	DESCRIPTION
2001-2474	35 mm (1 3/8")	2001-2475	39 mm (1 9/16")	2001-2476	41 mm (1 5/8")	2001-2477	49 mm (1 15/16")

CULT-WERK**HEADLIGHT MASKS**

- Provides an aggressive, narrower look
- The original headlight remains (or can be replaced with an LED variant with an identical attachment) and will continue to be used in conjunction with the kit
- Kit includes a high-quality ABS plastic mask and a CNC-lasered mask holder that ensures a perfect fit
- The speedometer remains in the original position and no changes to the original cables are necessary
- All the holes needed to attach the mask are already there; kit is mounted on the original breakpoints to ensure a firm and secure hold

PART #	DESCRIPTION
FOR 18-24 SCOUT BOBBER/BOBBER SIXTY/BOBBER TWENTY	
2001-2539	Custom; gloss black



- Allows the headlight and mask to be adjusted
- Available in raw paintable or gloss black
- Contains TEILEGUTACHTEN/German Parts Certificate

PART #	DESCRIPTION
FOR 18-24 SCOUT BOBBER/BOBBER SIXTY/BOBBER TWENTY (CONT)	
2001-2541	Custom; raw paintable

All part numbers in **BLUE** are new for 2025.WINDSHIELDS
& FAIRINGSSADDLEBAGS
& LUGGAGESEATS &
SISSY BARS

EXHAUST

FUEL/AIR
SYSTEMS

ENGINE

TRANSMISSION,
CLUTCH LINE
& DRIVELINEGASKETS
& SEALS

ELECTRICAL

LIGHTING
& LICENSE
PLATESHANDLEBARS,
CONTROLS
& MIRRORS

CABLES

BRAKES &
BRAKE LINESTANKS &
OIL FILTERSDASHES
& GAUGESFRAMES &
SUSPENSION

FENDERS

FOOTRESTS &
FLOORBOARDSWHEELS
& AXLESCOVERS,
LOCKS &
GENERALAUDIO,
COMMUNICATION
& MOUNTS

- WINDSHIELDS & FAIRINGS
- SADDLEBAGS & LUGGAGE
- SEATS & SISSY BARS
- EXHAUST
- FUEL/AIR SYSTEMS
- ENGINE
- TRANSMISSION, CLUTCH LINE & DRIVELINE
- GASKETS & SEALS
- ELECTRICAL
- LIGHTING & LICENSE PLATES
- HANDLEBARS, CONTROLS & MIRRORS
- CABLES
- BRAKES & BRAKE LINES
- TANKS & OIL FILTERS
- DASHES & GAUGES
- FRAMES & SUSPENSION
- FENDERS
- FOOTRESTS & FLOORBOARDS
- WHEELS & AXLES
- COVERS, LOCKS & GENERAL
- AUDIO, COMMUNICATION & MOUNTS



11,5 CM (4,5") LED FOG LIGHTS

- Replacement for stock PAR36 fog lights
- Outperform bulb-based fog lights with superior visibility, extreme durability and unmatched longevity

- Compatible with most fog light housings
- Sold in pairs


PART #	DESCRIPTION	PART #	DESCRIPTION
2001-1157	Black	2001-1158	Chrome



11,5 CM (4,5") REFLECTOR LED FOG LIGHTS

- Replacement for stock PAR36 fog lights
- Provide premium performance with a classic look
- Compatible with most fog light housings
- SAE compliant
- Sold in pairs

PART #	DESCRIPTION
2001-1858	Black



2001-2206



2001-2205



2001-2490



PROBEAM® LED HALO FOG LIGHTS

- Utilize Cree LEDs to produce a superior beam pattern with a super-bright white LED halo
- Available in traditional clear polycarbonate lenses
- Clear lens produces a white halo and beam for optimizing light output and distance
- Easily mount to engine guards with ProBEAM® Tube clamps
PART #s 2040-2345 and 2040-2346 (sold separately)

- Plug-and-play wire harness
- 20 watts, 430 effective lumens
- Short circuit and thermal overload protection
- Measure 81 mm L x 60 mm D (3.2" x 2.36")
- Sold in pairs

PART #	DESCRIPTION	PART #	DESCRIPTION
FOR 15-23 ROADMASTER/DARK HORSE/LTD, 15-21 ROADMASTER CLASSIC/ELITE, 15-20 CHIEF/CLASSIC/DARK HORSE/VINTAGE, 15-23 CHIEFTAIN/DARK HORSE/ELITE/LTD, 15-21 CHIEFTAIN CLASSIC, 15-23 SPRINGFIELD/DARK HORSE, 21 VINTAGE/DARK HORSE W/ 1.25" ENGINE GUARDS		FOR 20-23 CHALLENGER/DARK HORSE/LTD	
2001-2206	Chrome	2001-2490	Chrome
2001-2205	Black	2001-2489	Black

All part numbers in **BLUE** are new for 2025.



DRIVING LIGHT SET

- Super-bright rated at 3000 lumens
- Pure white light rated at 6000K
- Waterproof light housings
- Lights turn with steering for added visibility
- Includes a pair of 51 mm (2") LED lights, fork leg mounting and wiring



PART #	DESCRIPTION
2001-1819	For all 111" Chief models



60 MM (2 3/8") LED DRIVING LIGHT KIT FOR CRUISERS WITH 38 MM TO 41 MM FORKS

- MR16 high-output and high-intensity Litespan LED 60 mm (2 3/8") driving light kit is available in a universal cruiser fitment
- Custom die-cast aluminum lights and fork mounts make an ideal fit on many cruisers
- The Litespan LED reflector bulbs produce 400 lumens each from 7 watt 6-LED output in bright white 4000K color
- Their concentrated 20° beam angle puts more light down the road in front of riders for a true driving light function
- The die-cast clamps fit cruisers with 38 mm to 41 mm forks and come with a wire harness, relay and switch



PART #	DESCRIPTION
2001-1323	60 mm (2 3/8") LED driving light kit



MINI DRIVING LIGHTS

- Die-cast body with smooth design comes in aluminum or black finish
- Visor integrated into bezel; setscrew allows visor to rotate to desired position for custom installation
- 95 mm x 60 mm (3 3/4" L x 2 3/8" dia.); 8 mm (5/16") stem
- Halogen features 55W, 12V bulb
- LED features 7W, six 12V bulbs
- Sold each

PART #	DESCRIPTION
HALOGEN	
2001-1340	Black



PART #	DESCRIPTION
LED	
2001-1339	Aluminum
2001-1341	Black



HIGHWAY BAR LED MINI DRIVING LIGHT KITS

- 7W/400 lumens/4000K LED lights
- Pair of die-cast 60 mm (2 3/8") visored mini driving lights
- Includes pair of 32 mm (1 1/4") highway bar clamps; additional clamps available separately
- Comes complete with wiring harness and isolation relay to protect your bike's circuit along with a choice of two styles of switches
- Available in chrome

PART #	DESCRIPTION	PART #	DESCRIPTION
2001-1342	Halogen kit	2001-1343	LED kit



All part numbers in **BLUE** are new for 2025.

WINDSHIELDS & FAIRINGS

SADDLEBAGS & LUGGAGE

SEATS & SISSY BARS

EXHAUST

FUEL/AIR SYSTEMS

ENGINE

TRANSMISSION, CLUTCH LINE & DRIVELINE

GASKETS & SEALS

ELECTRICAL

LIGHTING & LICENSE PLATES

HANDLEBARS, CONTROLS & MIRRORS

CABLES

BRAKES & BRAKE LINES

TANKS & OIL FILTERS

DASHES & GAUGES

FRAMES & SUSPENSION

FENDERS

FOOTRESTS & FLOORBOARDS

WHEELS & AXLES

COVERS, LOCKS & GENERAL

AUDIO, COMMUNICATION & MOUNTS



SPOT® DF (3 IN 1)

- Replacement 3-in-one, brake lights, taillights and turn signal
- Sensational look for the rear of the motorcycle
- EXtranz® - Extreme Optical Transparency Technology
- Kellermann HighPower LED technology
- Long Life Protection Guard®, IC operated, 330 kHz
- High-quality metal housing

- Suitable for 12VDC applications
- Measures length 14 mm L, max diameter of 10 mm, glass diameter 7,8 mm

PART #	DESCRIPTION
2020-2192	Black with clear lens



2001-2723



2010-1522

SPOT® WL POSITION LIGHTS

- Replacement mini rear and brake light, rear on both sides (horizontal)
- EXtranz® - Extreme Optical Transparency Technology
- High-quality metal housing
- Suitable for 12VDC applications
- M5 x 0,5 x 6,5 fastening screw
- Measures 14 mm L, max diameter of 10 mm, glass diameter of 7,8 mm

PART #	DESCRIPTION
2001-2723	Black with clear lens
2001-2724	Black with strongly tinted lens

SPOT® RB POSITION LIGHT

- Replacement LED position light, front on both sides
- EXtranz® - Extreme Optical Transparency Technology
- High-quality metal housing
- Suitable for 12VDC applications
- M5 x 0,5 x 6,5 fastening screw
- Measure 14 mm L, max diameter of 10 mm, glass diameter of 7,8 mm

PART #	DESCRIPTION
2010-1522	Black with clear lens
2010-1523	Black with strongly tinted lens



2020-2190



2020-2191

SPOT® MINI INDICATOR LIGHT

- Replacment LED mini indicator, black, front and rear on both sides
- Lightly extended in length and a strong base that fits close to bike
- EXtranz® - Extreme Optical Transparency Technology
- Kellermann HighPower LED Technology
- High-quality metal housing
- Suitable for 12VDC applications

- With M5 x 0,5 x 6,5 fastening screw
- Measures 14 mm L, max diameter of 10 mm, glass diameter 7,8 mm

PART #	DESCRIPTION
2020-2190	Black with clear lens

PART #	DESCRIPTION
2020-2191	Black with strongly tinted lens



2040-2126



2040-2127



2010-1361

ATTO® LIGHTS

- Sensationally small, spectacularly bright
- EXtranz® - Extreme Optical Transparency Technology
- Kellermann HighPower LED technology
- 330 kHz
- High-quality metal housing

- Suitable for 12VDC applications
- With M5 x 0,5 x 6,6 fastening screw
- Measures 14 mm L and 10 mm D
- Glass diameter 7,8 mm

PART #	DESCRIPTION
2040-2126	Indicator, clear lens, black finish
2010-1384	Indicator, clear lens, chrome finish

PART #	DESCRIPTION
2040-2127	Indicator, smoke lens, black finish
2010-1361	Taillight, black housing

All part numbers in **BLUE** are new for 2025.



ATTO® DF

- Replaces existing rear and brake light and indicators
- Sensational look for the rear of the motorcycle
- EXtranz® - Extreme Optical Transparency Technology
- Kellermann HighPower LED technology
- Long Life Protection Guard®, IC operated, 330 kHz

- High-quality metal housing
- Suitable for 12VDC applications
- Sold each

PART #	DESCRIPTION
2040-2296	Black

PART #	DESCRIPTION
2040-2295	Chrome



2010-1390

ATTO® RB BRAKE LIGHTS

- Horizontally or vertically mounted
- Small but spectacularly bright
- EXtranz® - Extreme Optical Transparency Technology
- High-quality metal housing
- Suitable for 12VDC applications
- With M5 x 0,5 x 6,5 fastening screw
- Measure 14 mm L, max diameter 10 mm, glass diameter 7,8 mm

PART #	DESCRIPTION
2010-1390 ²	Black housing, clear lens
2010-1391 ¹	Black housing, smoke lens
2010-1392 ²	Black housing, smoke lens
2010-1389 ²	Chrome housing, clear lens

¹ Horizontal mounting.
² Vertical mounting.



ATTO® WL BRAKE LIGHTS

- Horizontal mounting
- Small, but spectacularly bright
- EXtranz® (extreme optical transparency technology)
- High-quality metal housing
- Suitable for 12VDC applications
- M5x0,5x6,5 fastening screw
- Measures 14 mm L, max diameter of 10 mm, glass diameter of 7,8 mm


PART #	DESCRIPTION
2010-1386	Black housing, clear lens
2010-1387	Black housing, smoke lens
2010-1385	Chrome housing, clear lens



ATTO® DF INTEGRAL

- Designed for a seamless and clean appearance
- EXtranz® - Extreme Optical Transparency Technology
- High-quality metal housing
- Suitable 12VDC applications
- Comes with M5 x 0,5 x 6,5 fastening screw


PART #	DESCRIPTION
2010-1425	Atto® DF Integral



ATTO® RB INTEGRAL

- Designed so the rear of the bike can have a seamless and clean appearance
- EXtranz® - Extreme Optical Transparency Technology
- High-quality metal housing
- Suitable for 12VDC applications
- Can be mounted in pairs or as a single light

PART #	DESCRIPTION	PART #	DESCRIPTION
2010-1425	Dark	2010-1424	Standard



ATTO® INTEGRAL

- Designed for a seamless and clean appearance
- High-quality metal housing
- EXtranz® - Extreme Optical Transparency Technology
- Suitable for 12VDC applications

PART #	DESCRIPTION
2010-1422	Dark
2010-1426	Standard



ATTO® MOUNTING PLATES/ACCESSORIES

- Designed specifically for mounting Atto® indicators

PART #	DESCRIPTION	PART #	DESCRIPTION
MOUNTING PLATES		ACCESSORIES	
2040-2692	Black; 174 mm	2040-2304	15 mm extension kit
2040-2297	Chrome; 174 mm	2040-2302	M8 x 40 mm screw
2040-2298	Chrome; 204 mm	2040-2303	M8 x 20 mm screw
		2040-2301	M10 x 20 mm screw

All part numbers in **BLUE** are new for 2025.

- WINDSHIELDS & FAIRINGS
- SADDLEBAGS & LUGGAGE
- SEATS & SISSY BARS
- EXHAUST
- FUEL/AIR SYSTEMS
- ENGINE
- TRANSMISSION, CLUTCH LINE & DRIVELINE
- GASKETS & SEALS
- ELECTRICAL
- LIGHTING & LICENSE PLATES**
- HANDLEBARS, CONTROLS & MIRRORS
- CABLES
- BRAKES & BRAKE LINES
- TANKS & OIL FILTERS
- DASHES & GAUGES
- FRAMES & SUSPENSION
- FENDERS
- FOOTRESTS & FLOORBOARDS
- WHEELS & AXLES
- COVERS, LOCKS & GENERAL
- AUDIO, COMMUNICATION & MOUNTS

- WINDSHIELDS & FAIRINGS
- SADDLEBAGS & LUGGAGE
- SEATS & SISSY BARS
- EXHAUST
- FUEL/AIR SYSTEMS
- ENGINE
- TRANSMISSION, CLUTCH LINE & DRIVELINE
- GASKETS & SEALS
- ELECTRICAL
- LIGHTING & LICENSE PLATES**
- HANDLEBARS, CONTROLS & MIRRORS
- CABLES
- BRAKES & BRAKE LINES
- TANKS & OIL FILTERS
- DASHES & GAUGES
- FRAMES & SUSPENSION
- FENDERS
- FOOTRESTS & FLOORBOARDS
- WHEELS & AXLES
- COVERS, LOCKS & GENERAL
- AUDIO, COMMUNICATION & MOUNTS



2020-1080

2020-1079

BULLET 1000® W/ SPECIAL FLASHING EFFECT

- High light output
- Special flashing effect
- Works with 12V applications
- Available in gloss chrome or black

PART #	DESCRIPTION	PART #	DESCRIPTION
2020-1080	Black	2020-1079	Gloss chrome



BULLET 1000® DARK

- Unique and homogeneous light ring with a tinted glass
- HPT® - Homogenous Projection Technology
- Kellermann HighPower LED technology
- Long life Protection Guard®, IC operated, 330kHz
- High-quality metal housing
- Suitable for 12VDC applications
- With M8 x 20 fastening screw

PART #	DESCRIPTION
2020-1680	Bullet 1000® Dark

BULLET 1000® PL

- Increased safety due to improved visibility
- Replaces the existing position light as well as the indicator
- Special flashing effect
- Unique and homogeneous light ring
- Extreme light power
- HPT® - Homogenous Projection Technology
- Kellermann HighPower LED Technology
- Long life Protection Guard®, IC operated, 330 kHz
- High-quality metal housing

PART #	DESCRIPTION
2020-1402	Black



2020-1402



2020-1401

- Suitable for 12VDC applications
- With M8 x 20 fastening screw
- European design protection

PART #	DESCRIPTION
2020-1401	Chrome



2020-1076

BULLET 1000® INDICATOR POSITION LIGHTS

- Modern technology LED indicator with position light, front on both sides, featuring a classic bullet style and Kellermann's elegant design
- The Bullet 1000® PL is an indicator with an integrated position light forming a continuous white light ring
- Together with the main light they boost the safety features of the bike
- Enhances bike safety when combined with the main light
- Works with 12V applications

PART #	DESCRIPTION	PART #	DESCRIPTION
2020-1077	Black	2020-1076	Gloss chrome



2020-1682



BULLET 1000® RB

- Replaces the existing rear and brake light
- Unique and homogeneous light ring
- HPT® - Homogenous Projection Technology
- Kellermann HighPower LED technology
- Long life Protection Guard®, IC operated, 330 kHz
- High-quality metal housing
- Suitable for 12VDC applications

PART #	DESCRIPTION	PART #	DESCRIPTION
2020-1682	Black	2020-1681	Chrome



2020-1073

2020-1074

BULLET 1000 DF BRAKE/REAR LIGHTS

- Replace existing brake and indicator lights
- High light output
- Work with 12V applications
- Available in gloss chrome and black

PART #	DESCRIPTION	PART #	DESCRIPTION
2020-1073	Gloss chrome	2020-1074	Black



2040-1850



2040-1849

BULLET SERIES REPLACEMENT PARTS

PART #	DESCRIPTION
2040-1850	Rigid mounting M8 x 40, black
2040-1849	Rigid mounting M8 x 40, chrome

All part numbers in **BLUE** are new for 2025.



2040-2905



2040-2906

JETSTREAM TURN SIGNALS

- "IC"-chip technology
- 32MHz real time microprocessor controlled
- Kellerman HighPower LED technology
- Silent-Current, advanced Power Saving algorithm
- High measure of visibility across a wide-angle range

- Suitable for 12VDC
- Flow-optimized metal housing, high-quality manufacturing
- M8 x 20 mm thread
- Sold individually

PART #	DESCRIPTION
2040-2905	Jetstream DF 3-in-1 rear turn signal/rear light/break light (amber/red)

PART #	DESCRIPTION
2040-2906	Jetstream front/rear turn signal (amber)



2040-1338

2040-1662

BL 2000 TURN SIGNALS

- This spectacularly bright ring-shaped indicator provides an elegant complement to your handlebars
- Features Kellermann HighPower LED technology with Long Life Protection Guard®, IC controlled, set at 330 kHz

- Designed for bikes with 12V electrical systems
- High-quality metal casing, available in black or chrome
- Sold each

PART #	DESCRIPTION
2040-1338	Black

PART #	DESCRIPTION
2040-1662	Chrome



2040-0739

2040-0738



BL 1000 LED HANDLEBAR END INDICATORS

- Feature 330 kHz IC-operated Long Life Protection Guard® system, modern high power LEDs and innovative clear glass design
- Housing shape creates a clean line at the bar end
- Also dampens the vibrations of the handlebar
- Includes all necessary adapters for mounting onto most handlebar models
- Suitable for 12V applications
- Sold each

BL 1000 DARK HANDLEBAR END INDICATOR

- Indicator is hidden behind strongly tinted glass when not in use
- Housing shape creates a clean line at the bar end
- High-performance LED technology with 330 kHz IC-operated Long Life Protection Guard® system
- Also dampens the vibrations of the handlebar
- Includes all necessary adapters for mounting onto most handlebar models
- Suitable for 12V applications
- Available in black
- Sold each

PART #	DESCRIPTION	PART #	DESCRIPTION
2040-0739	Black	2040-0738	Chrome

PART #	DESCRIPTION
2040-0741	Black

BL 1000 HANDLEBAR END INDICATORS

- Combine the function of an indicator with that of handlebar vibration damping
- Proven technology, classical elegance and xenon-blue reflective look
- 21W halogen lamp
- High-quality metal housing
- Suitable for 12V applications

- Available with an amber lens in brass for heavy handlebar damping or aluminum for lighter damping
- Sold each

PART #	DESCRIPTION
2040-0778	Aluminum, black



All part numbers in **BLUE** are new for 2025.

- WINDSHIELDS & FAIRINGS
- SADDLEBAGS & LUGGAGE
- SEATS & SISSY BARS
- EXHAUST
- FUEL/AIR SYSTEMS
- ENGINE
- TRANSMISSION, CLUTCH LINE & DRIVELINE
- GASKETS & SEALS
- ELECTRICAL
- LIGHTING & LICENSE PLATES**
- HANDLEBARS, CONTROLS & MIRRORS
- CABLES
- BRAKES & BRAKE LINES
- TANKS & OIL FILTERS
- DASHES & GAUGES
- FRAMES & SUSPENSION
- FENDERS
- FOOTRESTS & FLOORBOARDS
- WHEELS & AXLES
- COVERS, LOCKS & GENERAL
- AUDIO, COMMUNICATION & MOUNTS

- WINDSHIELDS & FAIRINGS
- SADDLEBAGS & LUGGAGE
- SEATS & SISSY BARS
- EXHAUST
- FUEL/AIR SYSTEMS
- ENGINE
- TRANSMISSION, CLUTCH LINE & DRIVELINE
- GASKETS & SEALS
- ELECTRICAL
- LIGHTING & LICENSE PLATES**
- HANDLEBARS, CONTROLS & MIRRORS
- CABLES
- BRAKES & BRAKE LINES
- TANKS & OIL FILTERS
- DASHES & GAUGES
- FRAMES & SUSPENSION
- FENDERS
- FOOTRESTS & FLOORBOARDS
- WHEELS & AXLES
- COVERS, LOCKS & GENERAL
- AUDIO, COMMUNICATION & MOUNTS



2040-0746



2040-0756



2040-0748



2040-0750



2030-1378



2030-1379

BL 1000 SERIES REPLACEMENT PARTS

PART #	DESCRIPTION
BL 1000/BL 1000 WHITE/BL 1000 SG/BL 1000 LED/BL 1000 PL/BL 1000 DARK	
2040-0746	BL 1000 F glass (amber) only for BL 1000
2040-0756	BL 1000 cable with earth contact BL 1000/BL 1000 white
2040-0748	Halogen lamp 12V/H21W BL 1000/1000 white/1000 white SG

PART #	DESCRIPTION
BL 1000/BL 1000 WHITE/BL 1000 SG/BL 1000 LED/BL 1000 PL/BL 1000 DARK (CONT)	
2040-0750	Multi-function piece (without mounting rubber + nut)
2030-1378	M8 x 20 screw (black)
2030-1379	M8 x 20 screw (chrome)



MICRO 1000 DF DARK (3 IN 1)

- Replaces the existing brake lights, taillights and turn signals
- Sensational rear optics
- High-power LED technology with 330 kHz IC-operated Long Life Protection Guard® system
- Compact, high-quality metal housing for reduced weight
- Suitable for 12V applications
- Replaceable flexible rubber adapter protects the indicator from vibration damage and vandalism
- M8 x 20 thread with flexible mounting and tinted glass
- Suitable for all motorcycle models
- Sold each

PART #	DESCRIPTION
2020-0552	Black

MICRO 1000 DARK INDICATOR

- Strong glass tint with high-power LED technology and 330 kHz IC-operated Long Life Protection Guard® system
- Indicator is hidden behind the tinted glass when not in use
- Compact, high-quality metal housing for reduced weight
- Suitable for 12V applications
- Replaceable flexible rubber adapter protects the indicator from vibration damage and vandalism
- M8 x 20 thread with flexible mounting and clear glass
- Suitable for all motorcycle models
- Sold each

PART #	DESCRIPTION
2040-0679	Black



MICRO S DARK

- Strongly tinted glass but spectacularly bright
- EXtranz® - Extreme Optical Transparency Technology
- High-quality metal housing
- Suitable for 12VDC applications
- With M5 x 0,5 x 6,5 mm thread

PART #	DESCRIPTION
2040-2436	Micro S dark



MICRO S DF DARK

- Replaces existing rear brake lights and indicators
- Sensational new look for the rear of the motorcycle
- EXtranz® - Extreme Optical Transparency Technology
- Kellermann HighPower LED technology
- Long Life Protection Guard®, IC operated, 330 kHz
- High-quality metal housing
- Suitable for 12VDC applications
- With M5 x 0,5 x 6,5 fastening screw
- Sold each

PART #	DESCRIPTION
2040-2274	Micro S DF dark

All part numbers in **BLUE** are new for 2025.

Kellermann 
high quality products made in germany



RHOMBUS S

- Extranz® - Extreme optical transparency technology
- Kellermann HighPower LED technology
- Long Life Protection Guard®, IC operated, 330 kHz
- High-quality metal housing
- Suitable for 12VDC applications
- With M5 x 0,5 x 6,5 mm fastening screw
- Sold each

DESCRIPTION	LEFT	RIGHT
Dark	2020-1684	2020-1685
DF dark	2020-1687 ¹	2020-1686 ¹
Extreme	2020-1679	2020-1683

¹ Rear light only.



MICRO RHOMBUS DARK INDICATORS

- Indicators are hidden behind strongly tinted glass when not in use
- High-power LED technology with 330 kHz IC-operated Long Life Protection Guard® system
- High-quality metal housing
- Suitable for 12V applications
- Replaceable flexible rubber adapter protects the indicator from vibration damage and vandalism
- Sold each

PART #	DESCRIPTION
2040-0695	Black; left front or right rear
2040-0696	Black; right front or left rear

MICRO RHOMBUS EXTREME

- Extremely bright for increased safety by improving visibility
- Utilizes two LEDs for an unmatched bright flashing signal
- High-power LED technology with 330 kHz IC-operated Long Life Protection Guard® system
- Compact, high-quality metal housing for reduced weight
- Suitable for 12V applications
- Replaceable flexible rubber adapter protects the indicator from vibration damage and vandalism
- M8 x 20 screw with flexible mounting and clear glass
- Suitable for all motorcycle models and applicable on many vehicles (ATVs, car, Super 7, trailers and Quads, etc.)
- Sold each


PART #	DESCRIPTION
2020-0558	Black; left front or right rear
2020-0559	Black; right front or left rear



MICRO RHOMBUS DF INDICATORS + REAR/BRAKE LIGHT

- Indicator/brake/rear light combination with bright double rear lights
- High-power LED technology with 330 kHz IC-operated Long Life Protection Guard® system
- High-quality metal housing
- Suitable for 12V applications
- Replaceable flexible rubber adapter protects the indicator from vibration damage and vandalism
- M8 x 20 thread with flexible mounting and clear glass
- Sold each

PART #	DESCRIPTION
2040-0704	Chrome; left rear
2040-0703	Chrome; right rear



MICRO SERIES REPLACEMENT PARTS

PART #	DESCRIPTION
2040-0726	20 mm flexible rubber adapter
2040-1092	30 mm silent rubber extension
2040-0725	40 mm flexible rubber adapter
2040-0730	Indicator glass Micro 1000 Evo
2040-0733	Posi-lock cable connector, 9 per set

PART #	DESCRIPTION
2040-0734	Posi-lock cable connector, 5 per set
2040-2319	Mini Posi-lock cable connector, 5 per set
2040-0719	Rigid mounting M8 x 20, chrome
2040-0720	Rigid mounting M8 x 20, black

REPLACEMENT PART FOR MICRO S/RHOMBUS S/ATTO®

PART #	DESCRIPTION
2040-2466	M6 variable mounting adapter



All part numbers in **BLUE** are new for 2025.

WINDSHIELDS & FAIRINGS

SADDLEBAGS & LUGGAGE

SEATS & SISSY BARS

EXHAUST

FUEL/AIR SYSTEMS

ENGINE

TRANSMISSION, CLUTCH LINE & DRIVELINE

GASKETS & SEALS

ELECTRICAL

LIGHTING & LICENSE PLATES

HANDLEBARS, CONTROLS & MIRRORS

CABLES

BRAKES & BRAKE LINES

TANKS & OIL FILTERS

DASHES & GAUGES

FRAMES & SUSPENSION

FENDERS

FOOTRESTS & FLOORBOARDS

WHEELS & AXLES

COVERS, LOCKS & GENERAL

AUDIO, COMMUNICATION & MOUNTS

- WINDSHIELDS & FAIRINGS
- SADDLEBAGS & LUGGAGE
- SEATS & SISSY BARS
- EXHAUST
- FUEL/AIR SYSTEMS
- ENGINE
- TRANSMISSION, CLUTCH LINE & DRIVELINE
- GASKETS & SEALS
- ELECTRICAL
- LIGHTING & LICENSE PLATES**
- HANDLEBARS, CONTROLS & MIRRORS
- CABLES
- BRAKES & BRAKE LINES
- TANKS & OIL FILTERS
- DASHES & GAUGES
- FRAMES & SUSPENSION
- FENDERS
- FOOTRESTS & FLOORBOARDS
- WHEELS & AXLES
- COVERS, LOCKS & GENERAL
- AUDIO, COMMUNICATION & MOUNTS

motogadget



2040-3169



2040-3290



2040-3172

mo.blaze DISC TURN SIGNALS

- Transparent light-emitting discs with TranzLight-Technology® that give handlebars a harmonious finish
- Features Motogadget's high-power LED technology (IntensiLED®)
- Made of scratch-resistant plastic with compact aluminum base
- Dark signals feature a tinted lens with black anodized housings for a seamless look

- Contains TEILEGUTACHTEN / German Parts Certificate (where noted)
- Sold each

PART #	DESCRIPTION	PART #	DESCRIPTION	PART #	DESCRIPTION
2040-3169	Black anodized, left	2040-3289 ¹	Dark, left	2040-3171	Polished, left
2040-3170	Black anodized, right	2040-3290 ¹	Dark, right	2040-3172	Polished, right

¹ Contains TEILEGUTACHTEN/German Parts Certificate.



2040-2770



2040-2771

mo.blaze tens5 LED FRONT POSITION LIGHTS

- CNC-machined aluminum housing
- Smallest front position light in the world
- High-power LED bulbs use Motogadget's IntensiLED® technologies plus an additional lateral beam angle provides precise illumination and intense visibility
- Two push-lock cable connectors
- M8 mounting thread; no mounting adaptor or special heat sink nut necessary
- Includes installation instructions
- Anodized black finish
- Sold each

mo.blaze tens4 2-IN-1 LED FRONT TURN SIGNALS

- CNC-machined aluminum housing
- Smallest turn signal with position light in the world
- High-power LED bulbs use Motogadget's IntensiLED® technologies plus an additional lateral beam angle provides precise illumination and intense visibility
- Three push-lock cable connectors
- M8 mounting thread; no mounting adaptor or special heat sink nut necessary
- Includes installation instructions
- Sold each

PART #	DESCRIPTION	PART #	DESCRIPTION	PART #	DESCRIPTION
2040-2772	Left/right	2040-2770	Anodized black, left/right	2040-2771	Polished, left/right

2040-2768



2040-2769



2040-2766



2040-2767



mo.blaze tens3 3-IN-1 LED REAR TURN SIGNALS

- CNC-machined aluminum housing
- The smallest 3-in-1 rear turn signal in the world operates as a turn signal, rear light and brake light in one light element
- High-power LED bulbs use Motogadget's IntensiLED® technologies plus an additional lateral beam angle provides precise illumination and intense visibility
- Four push-lock cable connectors
- M8 mounting thread; no mounting adaptor or special heat sink nut necessary
- Includes installation instructions
- Sold each

mo.blaze tens2 LED REAR TAILLIGHTS/BRAKE LIGHTS

- CNC-machined aluminum housing
- Smallest taillight/brake light in the world
- High-power LED bulbs use Motogadget's IntensiLED® technologies plus an additional lateral beam angle provides precise illumination and intense visibility
- Three push-lock cable connectors
- M8 mounting thread; no mounting adapter or special heat sink nut necessary
- Includes installation instructions
- Sold each

PART #	DESCRIPTION	PART #	DESCRIPTION
2040-2768	Anodized black; left/right	2040-2766	Anodized black, left/right
2040-2769	Polished; left/right	2040-2767	Polished, left/right

mo.blaze tens1 LED FRONT/REAR TURN SIGNALS

- CNC-machined aluminum housing
- Smallest front/rear turn signal in the world
- High-power LED bulbs use Motogadget's IntensiLED® technologies plus an additional lateral beam angle provides precise illumination and intense visibility
- Two push-lock cable connectors
- M8 mounting thread; no mounting adaptor or special heat sink nut necessary

- Includes installation instructions
- Sold each

2040-2764



2040-2765



PART #	DESCRIPTION	PART #	DESCRIPTION
2040-2764	Anodized black, left/right	2040-2765	Polished, left/right

All part numbers in **BLUE** are new for 2025.



PROBEAM® REAR BULLET RINGZ™

- Direct OEM turn signal replacement
- 8 red LEDs embedded into an outer aluminum bezel with an inner cluster
- Available in a red or smoke lens
- Installs with simple two-wire hookup
- Posi Lock® connectors provided for in-line connections to replace OEM turn signal lens and bulb
- Operates as turn signal only
- Available in chrome or gloss black finishes

NOTE: Smart Triple Play® (PART #2050-0319) required for run/brake/turn signal function (sold separately; see page 113).




2020-1888



2020-1885

FOR 15-24 ROADMASTER, 18 ROADMASTER CLASSIC, 20-21 ROADMASTER ELITE, 15-19 CHIEF/CLASSIC/DARK HORSE, 15-20 CHIEF VINTAGE, 15-18 CHIEFTAIN/DARK HORSE, 18-20 CHIEFTAIN CLASSIC, 16-24 SPRINGFIELD, 18-19 SPRINGFIELD DARK HORSE, 21 VINTAGE


PART #	DESCRIPTION	PART #	DESCRIPTION
2020-1887	Chrome bezel, red lens	2020-1885	Gloss black bezel, red lens
2020-1888	Chrome bezel, smoke lens	2020-1886	Gloss black bezel, smoke lens



2020-1911

PROBEAM® UNIVERSAL DYNAMIC RINGZ™ FRONT LED TURN SIGNALS

- Outer ring of 24 white ProBEAM® LEDs showcase a smooth white halo that functions as a running light
- 12 center amber LEDs function as the turn signal
- When turn signal is activated, the white LEDs turn completely off for the entire turn signal cycle



2020-1910

- Aluminum bullet housing 79 mm L x 57 mm D (3,125" x 2,25") with 5/16" - 18 mounting stud
- Include smoked lenses
- Sold in pairs
- Load equalizer may be required

FOR 15-24 SCOUT, 16-24 SCOUT SIXTY, 18-24 SCOUT BOBBER, 20-24 SCOUT BOBBER SIXTY/BOBBER TWENTY, 22-24 SCOUT ROGUE/ROGUE SIXTY (REPL. OEM #2412602)

PART #	DESCRIPTION	PART #	DESCRIPTION
2020-1911	Chrome	2020-1910	Gloss black



2020-1795

PROBEAM® DYNAMIC RINGZ™ FRONT TURN SIGNAL INSERTS WITH SMOKED LENSES

- Maximize performance with a unique reflector technology and automotive-grade LEDs composed into a sealed unit for superior reliability
- Turn signals produce an even brighter light output with wider viewing angle
- Outer ring of 24 white LEDs showcase a smooth white halo that functions as the running light while 12 center amber LEDs function as the turn signal



2020-1794

- When a turn signal is activated, the white LEDs turn completely off for the entire turn signal cycle, providing greater visibility to the amber turn signal
- Smoked lenses
- Sold in pairs

FOR 14-18 CHIEF/CLASSIC, 14-21 CHIEF VINTAGE, 16-20 CHIEF DARK HORSE, 16-23 SPRINGFIELD, 18-23 SPRINGFIELD DARK HORSE, 21 VINTAGE DARK HORSE

PART #	DESCRIPTION	PART #	DESCRIPTION
2020-1795	Chrome	2020-1794	Black

All part numbers in **BLUE** are new for 2025.

- WINDSHIELDS & FAIRINGS
- SADDLEBAGS & LUGGAGE
- SEATS & SISSY BARS
- EXHAUST
- FUEL/AIR SYSTEMS
- ENGINE
- TRANSMISSION, CLUTCH LINE & DRIVELINE
- GASKETS & SEALS
- ELECTRICAL
- LIGHTING & LICENSE PLATES**
- HANDLEBARS, CONTROLS & MIRRORS
- CABLES
- BRAKES & BRAKE LINES
- TANKS & OIL FILTERS
- DASHES & GAUGES
- FRAMES & SUSPENSION
- FENDERS
- FOOTRESTS & FLOORBOARDS
- WHEELS & AXLES
- COVERS, LOCKS & GENERAL
- AUDIO, COMMUNICATION & MOUNTS

WINDSHIELDS & FAIRINGS
SADDLEBAGS & LUGGAGE
SEATS & SISSY BARS

EXHAUST
FUEL/AIR SYSTEMS

ENGINE
TRANSMISSION, CLUTCH LINE & DRIVELINE

GASKETS & SEALS
ELECTRICAL

LIGHTING & LICENSE PLATES

HANDLEBARS, CONTROLS & MIRRORS

CABLES
BRAKES & BRAKE LINES

TANKS & OIL FILTERS

DASHES & GAUGES
FRAMES & SUSPENSION

FENDERS

FOOTRESTS & FLOORBOARDS

WHEELS & AXLES

COVERS, LOCKS & GENERAL

AUDIO, COMMUNICATION & MOUNTS



2020-1742

PROBEAM® FRONT LED TURN SIGNALS

- Outer ring of 24 white ProBEAM® LEDs showcase a smooth white halo that functions as a running light
- 12 center amber LEDs function as the turn signal
- When a turn signal is activated, the white LEDs turn completely off for the entire turn signal cycle



2020-1741

- Aluminum bullet housing: 76 mm L x 61 mm D (3" x 2,4")
- 100% plug-and-play
- Sold in pairs

FOR 15-20 CHIEF/CLASSIC/DARK HORSE/VINTAGE, 15-24 SPRINGFIELD/DARK HORSE, 21 VINTAGE/DARK HORSE

PART #	DESCRIPTION	PART #	DESCRIPTION
2020-1742	Chrome	2020-1741	Gloss black



2020-1744



2020-1743

PROBEAM® FRONT/REAR LED TURN SIGNALS

- 24 amber single-intensity turn, automotive-grade LEDs per unit
- Aluminum bullet housing: 76 mm L x 61 mm D x (3" x 2,4")

- Available in gloss black or chrome finishes
- Sold in pairs

FRONT SIGNAL REPLACEMENT: FOR 15-20 CHIEF/CLASSIC/DARK HORSE/VINTAGE, 15-24 SPRINGFIELD/DARK HORSE, 21 VINTAGE/DARK HORSE

REAR SIGNAL REPLACEMENT: FOR 15-24 ROADMASTER, 18 ROADMASTER CLASSIC, 20-21 ROADMASTER ELITE, 15-19 CHIEF/CLASSIC/DARK HORSE, 15-20 CHIEF VINTAGE, 15-18 CHIEFTAIN/DARK HORSE, 18-20 CHIEFTAIN CLASSIC, 16-24 SPRINGFIELD, 18-19 SPRINGFIELD DARK HORSE, 21 VINTAGE

PART #	DESCRIPTION	PART #	DESCRIPTION
2020-1744	Chrome	2020-1743	Gloss black



2020-1746



2020-1745

PROBEAM® REAR LED TURN SIGNALS

- 24 red single-intensity turn, automotive-grade LEDs per unit
- Aluminum bullet housing: 76 mm L x 61 mm D x (3" x 2,4")
- 100% plug-and-play front turn signals
- Sold in pairs

FOR 15-24 ROADMASTER, 18 ROADMASTER CLASSIC, 20-21 ROADMASTER ELITE, 15-19 CHIEF/CLASSIC/DARK HORSE, 15-20 CHIEF VINTAGE, 15-18 CHIEFTAIN/DARK HORSE, 18-20 CHIEFTAIN CLASSIC, 16-24 SPRINGFIELD, 18-19 SPRINGFIELD DARK HORSE, 21 VINTAGE

PART #	DESCRIPTION	PART #	DESCRIPTION
2020-1746	Chrome	2020-1745	Gloss black



2020-1913



2020-1914



2020-1912

PROBEAM® REAR LED TURN SIGNALS

- Outer ring of 16 red LEDs that function as running lights
- 12 center red LEDs function as turn signal
- Available in chrome or black finish, smoke or red lens
- Plug-and-play
- Smart Triple Play® (PART #2050-0408) required for run/brake/turn signal function (sold separately)
- Sold in pairs



2020-2162

PART #	DESCRIPTION	PART #	DESCRIPTION
FOR 15-24 SCOUT/SCOUT SIXTY (EXCEPT BOBBER/ROGUE; REPL. OEM #2412541)		FOR 18-24 SCOUT BOBBER/BOBBER SIXTY/BOBBER TWENTY/ROGUE/ROGUE SIXTY	
2020-1915	Chrome finish, red lens	2020-2162	Black finish, red lens
2020-1913	Chrome finish, smoke lens		
2020-1914	Black finish, red lens		
2020-1912	Black finish, smoke lens		

All part numbers in **BLUE** are new for 2025.



2020-2020



2020-2023



2020-2026

DAYTONA



D-LIGHTS

- Modern LED technology
- Easy mount with M8 thread
- Integrated vibration damping
- Encased in metal housing

PART #	DESCRIPTION
2020-2183	LED turn signal (2 pc.)
2020-2020	Ray LED sequential turn signal
2020-2021	Stellaris LED sequential turn signal (2 pc.)
2020-2024	Sol turn signal, smoke lens

PART #	DESCRIPTION
2020-2023	Sol-W turn signal, orange lens
2020-2025	Sol-W turn signal, taillight, orange lens (2 pc.)
2020-2026	Sol-W turn signal, taillight, smoke lens (2 pc.)



OLD SCHOOL TURN SIGNALS AND 3-IN-1 INDICATORS

- Mainly used at Cult-Werk on Sportster models due to the optics, be can used on various Harley models
- High-quality power LEDs are installed in the black aluminum housing and all turn signals are supplied with E-mark
- Available as turn signals only or as 3-in-1 (rear light, brake light and turn signals)

PART #	DESCRIPTION
2020-2048	For 18-24 Scout Bobber/Bobber Sixty/Bobber Twenty
2020-2049	For 15-24 Scout/Scout Sixty/Scout Twenty/Scout Rogue; 3-in-1 indicators



2020-2048



2020-2049

- Measure 45 mm (1.75") x approximately 70 mm (2.75") with M10 x 1,5 mm threaded bolt
- Sold in pairs

NOTE: We recommend using the offered mini resistor PART #2050-0467 (sold separately) so that the display and the flashing frequency work properly.

PART #	DESCRIPTION
2020-2048	For 18-24 Scout Bobber/Bobber Sixty/Bobber Twenty
2020-2049	For 15-24 Scout/Scout Sixty/Scout Twenty/Scout Rogue; 3-in-1 indicators



REAR RED LED TURN SIGNALS

- Plug-n-play
- For use with Badlands Illuminator module PART #2050-0260; sold separately
- Sold in pairs

PART #	DESCRIPTION
2020-1279	For 14-24 Indian (except Scout, Challenger and FTR1200)



PART #	DESCRIPTION
2020-1279	For 14-24 Indian (except Scout, Challenger and FTR1200)



2020-1916



2020-1917



2020-1918

PROBEAM® TURN SIGNAL LENSES

- Replaces OEM front and rear turn signal lenses
- Include gasket to prevent moisture
- Use stock mounting screws
- Sold in pairs

PART #	DESCRIPTION
2020-1916	Amber lens
2020-1917	Red lens

PART #	DESCRIPTION
2020-1918	Smoke lens

All part numbers in **BLUE** are new for 2025.

- WINDSHIELDS & FAIRINGS
- SADDLEBAGS & LUGGAGE
- SEATS & SISSY BARS
- EXHAUST
- FUEL/AIR SYSTEMS
- ENGINE
- TRANSMISSION, CLUTCH LINE & DRIVELINE
- GASKETS & SEALS
- ELECTRICAL
- LIGHTING & LICENSE PLATES**
- HANDLEBARS, CONTROLS & MIRRORS
- CABLES
- BRAKES & BRAKE LINES
- TANKS & OIL FILTERS
- DASHES & GAUGES
- FRAMES & SUSPENSION
- FENDERS
- FOOTRESTS & FLOORBOARDS
- WHEELS & AXLES
- COVERS, LOCKS & GENERAL
- AUDIO, COMMUNICATION & MOUNTS

WINDSHIELDS & FAIRINGS
SADDLEBAGS & LUGGAGE
SEATS & SISSY BARS



REAR TURN SIGNAL ADAPTERS

- Use to mount any turn signals that mount with an 8 mm (5/16") thru-hole bolt to the license plate bracket
- CNC-machined billet aluminum construction
- Hard black finish
- 8 mm (5/16") diameter mounting bolt hole



PART #	DESCRIPTION
2040-2008	For 15-24 Scout/Scout 60/Scout Bobber/Scott Rogue models

EXHAUST
FUEL/AIR SYSTEMS
ENGINE
TRANSMISSION, CLUTCH LINE & DRIVELINE
GASKETS & SEALS



FORK CLAMP SETS

- For indicator mounting
- Constructed of aluminum
- Sold in two-piece set
- Inside groove for hidden wiring



PART #	DESCRIPTION
2020-2027	For 35 mm (approx. 1,37") forks
2020-2028	For 39 mm (approx. 1,53") forks
2020-2029	For 41 mm (approx. 1,61") forks
2020-2030	For 43 mm (approx. 1,69") forks
2020-2031	For 47 mm (approx. 1,87") forks

PART #	DESCRIPTION
2020-2032	For 48 mm (approx. 1,88") forks
2020-2033	For 49 mm (approx. 1,92") forks
2020-2034	For 53 mm (approx. 2,08") forks
2020-2035	For 57 mm (approx. 2,24") forks
2020-2036	For 59 mm (approx. 2,32") forks



• 2 pieces

PART #	DESCRIPTION
0504-0367	Adapter collar M10

ELECTRICAL
LIGHTING & LICENSE PLATES
HANDLEBARS, CONTROLS & MIRRORS



RYDECULTURE™ BRYANT M1 SADDLEBAG LIGHTS

- Distinguish your motorcycle from the pack in a subtle and classy manner
- Red run and brake lights along with amber or red turn signals
- Plug-and-play
- No drilling required; easy to install with just adhesive



2040-3138

FOR 21-24 ROADMASTER LIMITED/DARK HORSE, 21-23 CHALLENGER/LIMITED/DARK HORSE, 22-23 CHALLENGER ELITE/DARK HORSE ICON, 22-23 CHIEFTAIN DARK HORSE ICON, 21-23 CHIEFTAIN ELITE/DARK HORSE, 23 PURSUIT ELITE/LIMITED W/ PREMIUM PACKAGE ICON, 22-23 PURSUIT DARK HORSE/LIMITED W/ OR W/O PREMIUM PACKAGE, 21-23 SPRINGFIELD DARK HORSE

PART #	DESCRIPTION	PART #	DESCRIPTION
2040-3137	Light smoke lens, amber turn signal	2040-3138	Red lens, amber turn signal
2040-3251	Light smoke lens, red turn signal	2040-3252	Red lens, red turn signal

DASHES & GAUGES
FRAMES & SUSPENSION
FENDERS
FOOTRESTS & FLOORBOARDS



MACHETE™ BAG LED LIGHT

- Function and style in one stealthy package
- Smoked, shatterproof, polycarbonate lens with built-in optics
- Low-profile housing maintains plenty of ground clearance while cornering
- Red run, turn and brake LED lights; 40 LEDs in each light
- Requires plug-and-play lighting controller or wiring adapter to work (sold separately; see note)



- No drilling required; installs easily with adhesive
- NOTE: Will not fit models with saddlebag scuff guards.
- NOTE: Roadmaster, Chieftain and Springfield models will require **Ciro®** Lighting Controller. Challenger and Pursuit models will require PART #2120-1244 (sold separately).

PART #	DESCRIPTION
2040-3136	For 21-23 Roadmaster LTD, 22-23 Chieftain Dark Horse Icon, 20-23 Chieftain Elite/Dark Horse, 21-23 Challenger/LTD/Dark Horse, 22-23 Challenger Elite/Dark Horse, 23 Pursuit Elite, 22-23 LTD/Dark Horse w/ or w/o Premium Package Icon, 20-23 Springfield Dark Horse
2120-1244	Wiring adapter

All part numbers in **BLUE** are new for 2025.



2040-3201



2040-3202

DUAL-INTENSITY LOW-PROFILE SADDLEBAG LIGHTS

- 48 dual-intensity red LEDs are encased behind a red or smoke lens
- Mounts with tape
- In-line quick disconnect
- Include decorative chrome trim; gloss black trim sold separately (PART #3501-1861; see below)

- Smart Triple Play® PART #2050-0319 required for run/brake/turn function, sold separately (see page 113)
- Plug-and-play technology

FOR 15-24 ROADMASTER, 18-21 ROADMASTER ELITE, 15-18 CHIEFTAIN/DARK HORSE, 18-20 CHIEFTAIN CLASSIC, 18 CHIEFTAIN LTD, 16-24 SPRINGFIELD, 18-19 SPRINGFIELD DARK HORSE

PART #	DESCRIPTION	PART #	DESCRIPTION
2040-3201	Red lens	2040-3202	Smoke lens



2040-2693



2040-2694



2040-2726

LOW-PROFILE BAGZ™

- Sleek low-profile design
- Mount to the top edge on OEM saddlebags
- Utilize super-bright LEDs behind a red or smoked lens
- Include run/brake functionality (except international fitments)
- In-line disconnect for quick removal of saddlebags
- Come pre-taped and include a plug-and-play wiring adapter for easy installation
- Units are completely sealed
- Sold in pairs

PART #	DESCRIPTION	PART #	DESCRIPTION
FOR 19-24 ROADMASTER DARK HORSE, 21-24 ROADMASTER LTD, 24 ROADMASTER ELITE, 19-24 CHIEFTAIN/LTD/DARK HORSE, 19-23 CHIEFTAIN ELITE, 20-24 SPRINGFIELD DARK HORSE		FOR 19-24 ROADMASTER DARK HORSE, 24 ROADMASTER ELITE, 21-23 ROADMASTER LTD, 19-24 CHIEFTAIN/LTD/DARK HORSE, 20-23 CHIEFTAIN ELITE, 20-24 CHALLENGER/DARK HORSE/LTD/ELITE, 22-24 PURSUIT LTD/DARK HORSE, 19-24 SPRINGFIELD DARK HORSE (INTERNATIONAL MODELS ONLY)	
2040-2693	Red lens	2040-2726	Red lens
2040-2694	Smoke lens	2040-2727	Smoke lens
FOR 20-24 CHALLENGER/DARK HORSE/LTD/ELITE, 22-24 PURSUIT LTD/DARK HORSE			
2040-2695	Red lens		
2040-2696	Smoke lens		



GLOSS BLACK SADDLEBAG TRIM

- Upgrade the chrome decorative trim included with Custom Dynamics® Saddlebag Lights (PART #s 2040-2843, 2040-2844; sold separately) to gloss black
- Units are pre-taped for mounting and measure 26,3 cm (10³/₈")
- Sold in pairs

PART #	DESCRIPTION
3501-1861	For 15-24 Roadmaster, 18-21 Roadmaster Elite, 15-18 Chieftain/Dark Horse, 18-20 Chieftain Classic, 18 Chieftain LTD, 16-24 Springfield, 18-19 Springfield Dark Horse

All part numbers in **BLUE** are new for 2025.

WINDSHIELDS & FAIRINGS

SADDLEBAGS & LUGGAGE

SEATS & SISSY BARS

EXHAUST

FUEL/AIR SYSTEMS

ENGINE

TRANSMISSION, CLUTCH LINE & DRIVELINE

GASKETS & SEALS

ELECTRICAL

LIGHTING & LICENSE PLATES

HANDLEBARS, CONTROLS & MIRRORS

CABLES

BRAKES & BRAKE LINES

TANKS & OIL FILTERS

DASHES & GAUGES

FRAMES & SUSPENSION

FENDERS

FOOTRESTS & FLOORBOARDS

WHEELS & AXLES

COVERS, LOCKS & GENERAL

AUDIO, COMMUNICATION & MOUNTS

- WINDSHIELDS & FAIRINGS
- SADDLEBAGS & LUGGAGE
- SEATS & SISSY BARS
- EXHAUST
- FUEL/AIR SYSTEMS
- ENGINE
- TRANSMISSION, CLUTCH LINE & DRIVELINE
- GASKETS & SEALS
- ELECTRICAL
- LIGHTING & LICENSE PLATES**
- HANDLEBARS, CONTROLS & MIRRORS
- CABLES
- BRAKES & BRAKE LINES
- TANKS & OIL FILTERS
- DASHES & GAUGES
- FRAMES & SUSPENSION
- FENDERS
- FOOTRESTS & FLOORBOARDS
- WHEELS & AXLES
- COVERS, LOCKS & GENERAL
- AUDIO, COMMUNICATION & MOUNTS



STATIC SEQUENTIAL SIGNAL MODULE

- Allow for the three separate LED turn signals, installed on the rear of the bike, to flash sequentially
- LEDs will also perform brake and running light functions
- Include color-coded replacement rear fender harness and installation instructions
- Built-in load equalizer prevents rapid flashing
- Static sequential flashing: when the turn signal button is pressed, the first LED will light up followed by the second and third before all three shut off and the sequence starts again

PART #	DESCRIPTION
2050-0303	For 14-22 Indian (except Scout, FTR1200)




BADLANDS ILLUMINATOR MODULE

- Designed to add running light, brake light and turn signal functions to each rear turn signal
- Features a built-in load equalizer that is perfect for switching out factory turn signals to LED versions
- Plug-n-play design for easy installation
- Includes new wiring harness for rear fender

PART #	DESCRIPTION
2050-0260	For 14-20 Indian (except Scout)



PART #	DESCRIPTION
2050-0290	For 15-23 Scout



PLUG-N-PLAY ILLUMINATOR

- Provides running light function to front turn signals
- Built-in load equalizer prevents turn signals from flashing rapidly

PART #	DESCRIPTION
2050-0291	For 14-17 Indian (except Scout)



PLUG-N-PLAY ILLUMINATOR

- Provides running light, brake light and turn signal functions to new rear turn signals
- Built-in load equalizer to prevent rapid flashing
- Includes new wiring harness for rear fender

PART #	DESCRIPTION
2050-0290	For 15-23 Scout

All part numbers in **BLUE** are new for 2025.



SMART TRIPLE PLAY®

- Converts rear turn signals to run-brake-turn
- Works with LEDs or incandescent bulbs
- Ten user-selectable, built-in brake light strobe/flash patterns (user can also select no strobe/flash on brake)
- Ten user-selectable running light intensities allow user to match the running light brightness of turns to center taillight
- Ability to apply brake strobe/flash patterns on center taillight only, rear turns only, or rear turns and center taillight



2050-0319



2050-0408

- Built-in short circuit protection
- Sealed, weathertight case
- Slimline design: 10,6 cm L x 35,56 mm W x 15 mm H (4,2" x 1,4" x 0,6")

PART #	DESCRIPTION
2050-0319	For 15-24 Roadmaster, 18 Roadmaster Classic, 20-21 Roadmaster Elite, 15-19 Chief/Classic/Dark Horse, 15-20 Chief Vintage, 15-18 Chieftain/Dark Horse, 18-20 Chieftain Classic, 16-24 Springfield, 18-19 Springfield Dark Horse, 21 Vintage
2050-0408	For 15-24 Scout/Scout Sixty (except Scout Bobber/Rogue)

ISOLATOR MODULES

- Total isolation of all lighting and electrical accessories from vehicle
- Short circuit protection of all outputs without any relays or other mechanical devices
- Plug-and-play
- 30-amp max total capacity
- Left turn, right turn, brake, battery, accessory power inputs
- Ground to isolated outputs



2050-0296

- DLI will feed both brake and turn signal power on the output ports with LTOU and RTOU labels, if the motorcycle carries brake and turn function on the same circuit
- Isolated integrated output: turn/brake output

PART #	DESCRIPTION
2050-0296	For 15-24 Roadmaster, 18 Roadmaster Classic, 20-21 Roadmaster Elite, 15-19 Chief/Classic/Dark Horse, 15-20 Chief Vintage, 15-18 Chieftain/Dark Horse, 18-20 Chieftain Classic, 16-24 Springfield, 18-19 Springfield Dark Horse, 21 Vintage
2050-0447	For 22-23 Chief/Dark Horse/Bobber/Bobber Dark Horse, 22-23 Super Chief/LTD, 24 Sport Chief, 20-24 Challenger/Dark Horse/LTD/Elite, 22-24 Pursuit LTD/Dark Horse

MAGIC STROBES™ BRAKE LIGHT FLASHERS


- 10 user-selectable flash/strobe patterns
- Over-current/thermal/short circuit/reverse wiring protection
- Plug-and-play
- Sealed weather-tight case
- Measure 57,2 mm L x 31,8 mm W x 12,7 mm H (2,25" x 1,25" x 0,5")



2050-0322



2050-0324



2050-0453

PART #	DESCRIPTION
2050-0322	For 15-24 Scout/Scout Sixty (except Scout Bobber/Rogue)
2050-0324	For 15-24 Roadmaster/LTD/Dark Horse/Elite, 22-24 Pursuit LTD/Dark Horse
2050-0453	For 22-24 Chief/Dark Horse/Bobber/Bobber Dark Horse, 22-24 Super Chief/LTD, 24 Sport Chief, 20-24 Challenger/Dark Horse/LTD/Elite, 22-24 Pursuit LTD/Dark Horse
2050-0454	For 19-24 Roadmaster Dark Horse, 24 Roadmaster Elite, 21-24 Roadmaster LTD, 20 Chief Dark Horse, 19-24 Chieftain/LTD/Dark Horse, 19-23 Chieftain Elite, 21 Vintage Dark Horse, 20-24 Springfield Dark Horse

HEADLIGHT ADAPTER

- Required when installing a Custom Dynamics TruBEAM® or ProBEAM® LED headlamp on 20-24 Indian models with factory OEM LED headlamp
- Plug-and-play headlamp harness
- One adapter needed per bike




PART #	FITS MODEL
2001-2291	For 20-24 Roadmaster/Dark Horse/LTD, 20 Roadmaster Elite, 20-23 Chieftain Elite/LTD, 20-23 Chieftain Dark Horse, 23 Chieftain, 20-24 Challenger/Dark Horse/LTD/Elite, 22-23 Pursuit LTD/Dark Horse, Springfield/Dark Horse

WIRING ADAPTER

- Pass through wire harness is equipped with Delphi 6-position connectors that mate to the Indian main wire harness under the seat
- Pass through, color-coded wires have Posi-Tap quick connectors providing easy connections of the motorcycle's brake, running and turn signal wires
- Allows for quick and simple installation of low-current, aftermarket lighting accessories
- Lighting accessories are powered through OEM wiring

NOTE: To prevent overload and Vehicle Control Module (VCM) codes, ensure your chosen add-on lighting accessories do not exceed the thresholds of your year and model.



PART #	DESCRIPTION
2020-1884	For 15-24 Roadmaster/Dark Horse/LTD, 15-21 Roadmaster Classic, 15-21/24 Roadmaster Elite, 15-24 Chief/Dark Horse, 22-24 Chief Bobber/Bobber Dark Horse, 22-24 Super Chief/LTD, 24 Sport Chief, 15-20 Chief Classic/LTD, 15-24 Chieftain/Dark Horse/LTD, 15-23 Chieftain Elite, 15-21 Chieftain Classic, 20-24 Challenger/Dark Horse/LTD/Elite, 22-24 Pursuit, 15-24 Springfield/Dark Horse and 21 Vintage/Dark Horse

All part numbers in **BLUE** are new for 2025.

WINDSHIELDS & FAIRINGS

SADDLEBAGS & LUGGAGE

SEATS & SISSY BARS

EXHAUST

FUEL/AIR SYSTEMS

ENGINE

TRANSMISSION, CLUTCH LINE & DRIVELINE

GASKETS & SEALS

ELECTRICAL

LIGHTING & LICENSE PLATES

HANDLEBARS, CONTROLS & MIRRORS

CABLES

BRAKES & BRAKE LINES

TANKS & OIL FILTERS

DASHES & GAUGES

FRAMES & SUSPENSION


FENDERS

FOOTRESTS & FLOORBOARDS

WHEELS & AXLES

COVERS, LOCKS & GENERAL

AUDIO, COMMUNICATION & MOUNTS




PASSING LAMP ADAPTER FOR 11,5 CM (4,5") PASSING LAMPS

- Plug-and-play H11/881 wire adapter connects to OEM incandescent passing lamp connectors
- For use with aftermarket passing lamps that use H11/811 connector
- Sold each

PASSING LAMP ADAPTERS

- Plug-and-play H11/881 wire adapter compatible with Passing Lamp PART #s 2001-1751, 2001-1752 (sold separately)
- Sold in pairs

PART #	DESCRIPTION
2001-1856	For 15-23 models
2001-1571	Passing lamp adapter for 15-23 Roadmaster, 15-21 Roadmaster Classic/Elite



TURN SIGNAL POLARITY CONVERTERS

- For switch-ground turn signal circuits
- Works with multi-function lighting with common ground
- 500mA max per side
- Sold in pairs

PART #	DESCRIPTION
2050-0410	For 15-24 Roadmaster, 15-21/24 Roadmaster Elite, 15-20 Chief/Classic/Dark Horse/Vintage, 15-24 Chieftain/Dark Horse/LTD, 15-23 Chieftain Elite, 15-24 Springfield/Dark Horse, 21 Vintage/Dark Horse, 15-24 Scout/Scout Sixty/Bobber/Bobber Sixty/Bobber Twenty/Rogue/Rogue Sixty





REAR SIGNAL SPLITTER MODULES

- Easily install any Kuryakyn by Kellermann or other custom LED turn signals
- Available in two versions to accommodate any custom turn signal application
- Modules are plug-and-play into stock wiring harness and stock taillight remains in place
- Custom turn signals need to be hardwired to pigtails that can then be plugged into the module outputs
- 3-wire: (run power, brake and turn power, and ground) allows replacement of stock amber turn signals with red custom turn signals for additional run and brake and turn lighting to the rear of the bike

- 4-wire: (run power, brake power, turn power and ground) allows removal of stock amber turn signals to replace with custom turn signals that provide additional red run, red brake, as well as amber (or red) turn lighting to the rear of the bike
- Sold each

PART #	DESCRIPTION	PART #	DESCRIPTION
2050-0373	FOR 15-23 SCOUT (EXCEPT BOBBER, BOBBER SIXTY AND BOBBER TWENTY) 3-wire	2050-0374	FOR 15-23 SCOUT (EXCEPT BOBBER, BOBBER SIXTY AND BOBBER TWENTY) (CONT) 4-wire



CANBUS MODULE

- Requires no cutting, splicing or soldering
- Prevents damage to your factory wiring
- Plug-and-play installation
- Allows CANbus signal to work with trailer lights
- Works with Rivco trailer wiring components

PART #	DESCRIPTION
3902-0194	For all 14-23 Indian models (except Scout, FTR)

HEADLIGHT ADAPTER

- Converts OEM headlight wire harness to 3-wire H4 connector
- Allows easy installation of aftermarket headlights
- Plug-and-play

PART #	DESCRIPTION
2001-2842	For 20-24 Roadmaster/Challenger/Chieftain, 22-24 Pursuit Limited/Dark Horse

All part numbers in **BLUE** are new for 2025.



2040-2733



2040-2731



2040-2732

i.LASH

- Ensures that flashing frequency is correct after a turn signal conversion
- Easy to install
- Trouble-free operation of all Kellermann LED indicators


PART #	DESCRIPTION
FOR 15-22 SCOUT	
2040-2733	Rear indicator/taillight/brake lights

PART #	DESCRIPTION
FOR 18-22 SCOUT BOBBER	
2040-2731	Front indicator lights
2040-2732	Rear indicator lights

POWER RESISTORS

- When changing the original indicators to LED or halogen, the indicating frequency is automatically altered
- The indicating frequency is adjusted for parallel switched power resistors
- See application chart for guidance

NOTE: When using micro 1000 DF and a light control bulb, one additional resistor at 33 ohm (PART #2040-0712) for the rear light and one additional resistor at 7,5 ohm (PART #2040-0711) for the brake light are required.



2040-0710



2040-0711

PART #	DESCRIPTION	PART #	DESCRIPTION	PART #	DESCRIPTION
2040-0710	10-ohm	2040-0711	7,5-ohm	2040-0712	33-ohm

APPLICATION CHART


POWER INTAKE OF ORIGINAL INDICATORS	MICRO 1000 HALOGEN	MICRO 1000 LED/RHOMBUS	MICRO BL 1000 LED
REQUIRED RESISTOR WHEN CHANGING TO KELLERMANN INDICATORS (PER INDICATOR)			
21W	2040-0710	2040-0711	2040-0710
REQUIRED RESISTOR WHEN CHANGING TO KELLERMANN INDICATORS (PER SIDE)			
10W	2040-0710	2040-0710	2040-0710



LOAD-INDEPENDENT INDICATOR RELAY

- Ideal for use with LED or halogen indicators
- In addition to regulating the indicating frequency, this relay offers the advantage of cancelling the function of the unused indicator
- Optimally suited for motorcycles with one or two indicator lights and as a replacement for two- or three-poled original relays
- Includes all necessary mounting hardware

PART #	DESCRIPTION
2040-0709	Load-independent indicator relay



R1 LOAD-INDEPENDENT FLASHER RELAY


- Simple installation infeed to the turn indicator switch
- Connection to flasher dashboard light also possible
- Restricts the accompanying flashing of non-activated turn indicators
- Flashes independently of load at a steady 75 pulses per minute
- Dimensions: 21 mm L x 11 mm W x 6 mm H
- Suitable for turn indicator switches and motorcycles with 6- and 12-volt electrical systems
- Sold each

PART #	DESCRIPTION
2020-0625	R1 Flasher relay

FLASHER RELAYS

- Suitable for vehicles with 12V indicator application
- Higher wattage than stock equipment

PART #	DESCRIPTION
2020-1748	Flasher relays



All part numbers in **BLUE** are new for 2025.

WINDSHIELDS & FAIRINGS

SADDLEBAGS & LUGGAGE

SEATS & SISSY BARS

EXHAUST

FUEL/AIR SYSTEMS

ENGINE

TRANSMISSION, CLUTCH LINE & DRIVELINE

GASKETS & SEALS

ELECTRICAL

LIGHTING & LICENSE PLATES

HANDLEBARS, CONTROLS & MIRRORS

CABLES

BRAKES & BRAKE LINES

TANKS & OIL FILTERS

DASHES & GAUGES

FRAMES & SUSPENSION

FENDERS

FOOTRESTS & FLOORBOARDS

WHEELS & AXLES

COVERS, LOCKS & GENERAL

AUDIO, COMMUNICATION & MOUNTS

- WINDSHIELDS & FAIRINGS
- SADDLEBAGS & LUGGAGE
- SEATS & SISSY BARS
- EXHAUST
- FUEL/AIR SYSTEMS
- ENGINE
- TRANSMISSION, CLUTCH LINE & DRIVELINE
- GASKETS & SEALS
- ELECTRICAL
- LIGHTING & LICENSE PLATES**
- HANDLEBARS, CONTROLS & MIRRORS
- CABLES
- BRAKES & BRAKE LINES
- TANKS & OIL FILTERS
- DASHES & GAUGES
- FRAMES & SUSPENSION
- FENDERS
- FOOTRESTS & FLOORBOARDS
- WHEELS & AXLES
- COVERS, LOCKS & GENERAL
- AUDIO, COMMUNICATION & MOUNTS



SLIP-INN LICENSE PLATE MOUNTS

- The new SLIP-INN opening allows easy mounting of the license plate without screws or glue
- Bright LED tag lighting in slim, high-quality aluminum housing available in black anodized or chrome finishes
- Contains TEILEGUTACHTEN / German Parts Certificate

PART #	COUNTRY	SIZE	COLOR
2030-1313 ¹	Austria	210 mm x 170 mm	Chrome
2030-1312 ¹	Austria	210 mm x 170 mm	Black
2030-2075 ¹	Belgium	210 mm x 140 mm	Black
2030-2070 ¹	France	210 mm x 130 mm	Black
2030-1311 ¹	Germany	180 mm x 200 mm	Chrome
2030-1954	Germany	220 mm x 200 mm	Chrome
2030-1310 ¹	Germany	180 mm x 200 mm	Black
2030-1953	Germany	220 mm x 200 mm	Black

PART #	COUNTRY	SIZE	COLOR
2030-2072 ¹	Italy	177 mm x 177 mm	Black
2030-2073 ¹	Netherlands	210 mm x 140 mm	Black
2030-2069 ¹	Spain	220 mm x 160 mm	Black
2030-1315 ¹	Switzerland	180 mm x 140 mm	Chrome
2030-1314 ¹	Switzerland	180 mm x 140 mm	Black
2030-2074 ¹	For Sweden	170 mm x 150 mm	Black
2030-2071 ¹	United Kingdom	229 mm x 178 mm	Black

¹ Contains TEILEGUTACHTEN / German Parts Certificate



2030-1533



SIDE-MOUNT LICENSE PLATE HOLDERS

- Fit Indian models with 25,4 mm (1") rear axle
- SLIP-INN opening for screw-less mounting of the license plate
- Integrated LED license plate; light in slim aluminum housing
- Stable arm with guaranteed ANTI-TWIST safety
- Three different mounting options in width and invisible cable routing

PART #	COUNTRY	SIZE	COLOR
FOR 15-20 SCOUT MODELS			
2030-1527 ¹	Austria	210 mm x 170 mm	Black
2030-1531 ¹	Belgium	210 mm x 140 mm	Black
2030-1535 ¹	France	210 mm x 130 mm	Black
2030-1951	Germany	180 mm x 200 mm	Black
2030-1539 ¹	Italy	177 mm x 177 mm	Black
2030-1541 ¹	Netherlands	210 mm x 140 mm	Black

- High-quality aluminum in black anodized finish
- Come in different sizes for 10 European countries
- Include all mounting material and axle nuts
- Contains TEILEGUTACHTEN / German Parts Certificate

PART #	COUNTRY	SIZE	COLOR
FOR 15-20 SCOUT MODELS (CONT)			
2030-1533 ¹	Spain	220 mm x 160 mm	Black
2030-1529 ¹	Switzerland	180 mm x 140 mm	Black
2030-1543 ¹	Sweden	170 mm x 150 mm	Black
2030-1537 ¹	United Kingdom	229 mm x 178 mm	Black

¹ Contains TEILEGUTACHTEN / German Parts Certificate.

All part numbers in **BLUE** are new for 2025.

WINDSHIELDS
& FAIRINGSSADDLEBAGS
& LUGGAGESEATS &
SISSY BARS

EXHAUST

FUEL/AIR
SYSTEMS

ENGINE

TRANSMISSION,
CLUTCH LINE
& DRIVELINEGASKETS
& SEALS

ELECTRICAL

LIGHTING
& LICENSE
PLATESHANDLEBARS,
CONTROLS
& MIRRORS

CABLES

BRAKES &
BRAKE LINESTANKS &
OIL FILTERSDASHES
& GAUGESFRAMES &
SUSPENSION

FENDERS

FOOTRESTS &
FLOORBOARDSWHEELS
& AXLESCOVERS,
LOCKS &
GENERALAUDIO,
COMMUNICATION
& MOUNTS

2030-2173



2030-2237

SIDE-MOUNT LICENSE PLATE HOLDERS

- Lateral license plate holder
- The shortest license plate holder on the market guarantees you a TOP look
- Made of high-quality steel, CNC-lasered and then powdercoated in black

PART #	COUNTRY	SIZE
WITH MILLED SLIDE-IN FRAME		
2030-2173 ¹	Austria	210 mm x 170 mm
2030-2199 ¹	Germany	180 mm x 200 mm
WITHOUT MILLED SLIDE-IN FRAME		
2030-2179	Austria	210 mm x 170 mm
2030-2205	Germany	180 mm x 200 mm
2030-2190	France	210 mm x 130 mm

- Available with or without including slide-in frame for the license plate
- Includes LED license plate light with E-mark
- Contains TEILEGUTACHTEN/German Parts Certificate

PART #	COUNTRY	SIZE
WITHOUT MILLED SLIDE-IN FRAME (CONT)		
2030-2213	Italy	170 mm x 170 mm
2030-2230	Netherlands	210 mm x 143 mm
2030-2237	Switzerland	180 mm x 140 mm

¹ With the FLSB and FLHC/FLHCS, the license plate holder can only be used without the cases.



SIDE-MOUNT LICENSE PLATE

- Billet 6061-T6 construction
- Includes a bright LED license plate light
- Mounts horizontally or vertically
- Mounts on the left side of the swingarm in place of the oval axle adjuster plate
- Window size: 15 cm x 83 mm (6" x 3 1/4")
- Outside dimensions: 19 cm x 11,5 cm (7 1/2" x 4 1/2")
- Mounting holes: 14,5 cm x 70 mm (5 3/4" x 2 3/4")
- Available in a black finish



PART #	DESCRIPTION
2030-0905	For 15-24 Scout



RUN AND BRAKE AUXILIARY LED LICENSE PLATE FRAMES

- Provide: six bright white license plate LEDs and 40 super bright flushmount dual-intensity red running brake LEDs
- Plate dimensions measure: 108 mm H x 182,38 mm W (4 1/4" x 7 3/16")



2030-1434



2030-1433

- Available in a curved style with a black or chrome finish
- Plug-and-play installation
- Mounting hardware included

FOR 15-24 ROADMASTER, 18 ROADMASTER CLASSIC, 20-21 ROADMASTER ELITE, 15-19 CHIEF/CLASSIC, 15-20 CHIEF DARK HORSE/VINTAGE, 15-18 CHIEFTAIN/DARK HORSE, 18-20 CHIEFTAIN CLASSIC, 16-24 SPRINGFIELD, 18-19 SPRINGFIELD DARK HORSE, 21 VINTAGE

PART #	DESCRIPTION	PART #	DESCRIPTION
2030-1434	Chrome	2030-1433	Black

All part numbers in **BLUE** are new for 2025.

WINDSHIELDS
& FAIRINGSSADDLEBAGS
& LUGGAGESEATS &
SISSY BARS

EXHAUST

FUEL/AIR
SYSTEMS

ENGINE

TRANSMISSION,
CLUTCH LINE
& DRIVELINEGASKETS
& SEALS

ELECTRICAL

LIGHTING
& LICENSE
PLATESHANDLEBARS,
CONTROLS
& MIRRORS

CABLES

BRAKES &
BRAKE LINESTANKS &
OIL FILTERSDASHES
& GAUGESFRAMES &
SUSPENSION

FENDERS

FOOTRESTS &
FLOORBOARDSWHEELS
& AXLESCOVERS,
LOCKS &
GENERALAUDIO,
COMMUNICATION
& MOUNTS**KURYAKYN****MOUNT CLAMPS FOR SIDE-MOUNT
LICENSE PLATE HOLDERS**

- Place the license plate in a sleek, side-mount position
- Plate stays visible, holders have built-in LED license plate light
- Model-specific swingarm mounts cast from quality aluminum
- Required to install Kuryakyn side-mount license plate holders (sold separately)

**PART #**
2030-1196**DESCRIPTION**
For 15-23 Scout (except Bobbers)**DAYTONA****LED LICENSE PLATE LIGHT**

- Black LED license plate light made of high-quality ABS plastic
- 24 mm long M4 x 0,7 thread
- 49 mm L x 14 mm W x 19,8 mm H

**PART #**
2030-2153**DESCRIPTION**
LED license plate light**Kellermann**
high quality products made in germany**KL1 LICENSE PLATE LIGHT**

- High-quality metal casing can be mounted directly to license plate
- Complete illumination of license plate with pure white light (CRI 80)
- Suitable for motorcycles with 12V electrical systems
- Available in black
- Sold each

PART #
2030-0796**DESCRIPTION**
KL1 License plate light**Kellermann**
high quality products made in germany**REFLECTOR**

- CNC-milled
- Lightweight construction
- Multiple possibilities for positioning
- Measures 100 L x 13 mm H


PART #
2030-1375**DESCRIPTION**
Reflector**RIVCO****LED REPLACEMENT FOR H8 BULBS**

- Replace Indian H8 bulbs
- 1700 lumens of total output (850 per bulb)
- Intense white light rated at 6000 Kelvin
- Plug-and-play installation using factory bulb housing
- Sold as pair

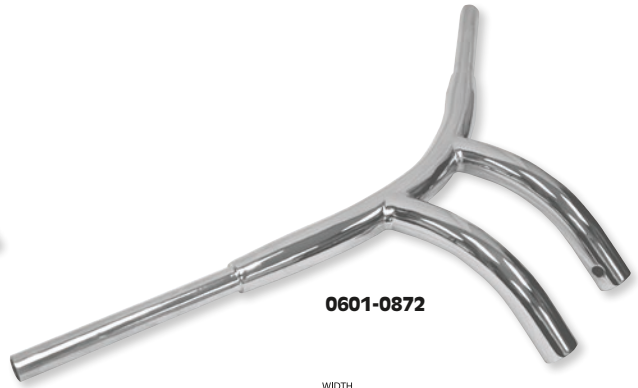
PART #
2060-0627**DESCRIPTION**
H8 LED bulbs**SHOW CHROME****MR16 LED REPLACEMENT BULB**

- Popular MR16 LED bulb introduced in 2015 is now pushed to an additional 90 lumens
- MR16 LED bulb now delivers 490 lumens with its high-output, high-intensity LED and now has a bright 5000K color temperature
- Dimmable design of this bulb also delivers less feedback to weak radio signals, making this a great upgrade to many of Big Bike Parts Mini LED Driving Light Kits
- Sold each

PART #
2060-0636**DESCRIPTION**
MR16 LED replacement bulbAll part numbers in **BLUE** are new for 2025.**dragspecialties.eu / partseurope.eu**



0601-0871

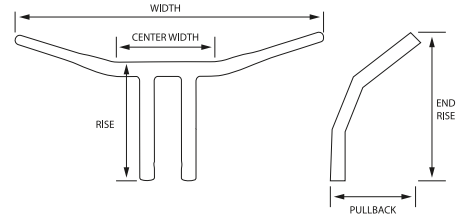


0601-0872



38 MM (1 1/2") T-BARS

- The ultimate handlebar, designed for maximum comfort
- Brilliantly show-chromed
- Accept standard 25,4 mm (1") controls
- Thread pitch: M12 x 1,25
- Mounting bolts sold separately



PART #	DESCRIPTION	HEIGHT	PULLBACK	RISER CENTER WIDTH	WIDTH
FOR 15-22 SCOUT					
0601-0871	Radius	18 cm (7")	18 cm (7")	124 mm (4 7/8")	85 cm (33 1/2")
0601-0872	Super Radius	20,5 cm (8")	38 cm (15")	124 mm (4 7/8")	85 cm (33 1/2")



0601-5589



0601-5592



32 MM (1 1/4") TWIN PEAK HANDLEBARS

- A perfect fit for your Indian Challenger
- Designed for internal wiring
- Pointed, mitered top for an aggressive look
- 32 mm (1 1/4") diameter bar looks stout installed

CHROME	DESCRIPTION	CHROME	DESCRIPTION
FOR 20-24 CHALLENGER		FOR 20-24 CHALLENGER (CONT)	
0601-5589	25,5 cm (10") chrome	0601-5590	25,5 cm (10") black
0601-5591	30,5 cm (12") chrome	0601-5592	30,5 cm (12") black



0601-5595



0601-5596



32 MM (1 1/4") PRIMEAPE HANDLEBARS

- A new twist on the conventional Ape; mitered top with a traditional two-bend bottom
- Direct bolt-on; drilled for internal wiring

PART #	DESCRIPTION	PART #	DESCRIPTION
FOR 20-24 CHALLENGER		FOR 20-24 CHALLENGER (CONT)	
0601-5595	30,5 cm (12") chrome	0601-5596	30,5 cm (12") gloss black

All part numbers in **BLUE** are new for 2025.

WINDSHIELDS & FAIRINGS

SADDLEBAGS & LUGGAGE

SEATS & SISSY BARS

EXHAUST

FUEL/AIR SYSTEMS

ENGINE

TRANSMISSION, CLUTCH LINE & DRIVELINE

GASKETS & SEALS

ELECTRICAL

LIGHTING & LICENSE PLATES

HANDLEBARS, CONTROLS & MIRRORS

CABLES

BRAKES & BRAKE LINES

TANKS & OIL FILTERS

DASHES & GAUGES

FRAMES & SUSPENSION

FENDERS

FOOTRESTS & FLOORBOARDS

WHEELS & AXLES

COVERS, LOCKS & GENERAL

AUDIO, COMMUNICATION & MOUNTS

WINDSHIELDS
& FAIRINGSSADDLEBAGS
& LUGGAGESEATS &
SISSY BARS

EXHAUST

FUEL/AIR
SYSTEMS

ENGINE

TRANSMISSION,
CLUTCH LINE
& DRIVELINEGASKETS
& SEALS

ELECTRICAL

LIGHTING
& LICENSE
PLATESHANDLEBARS,
CONTROLS
& MIRRORS

CABLES

BRAKES &
BRAKE LINESTANKS &
OIL FILTERSDASHES
& GAUGESFRAMES &
SUSPENSION

FENDERS

FOOTRESTS &
FLOORBOARDSWHEELS
& AXLESCOVERS,
LOCKS &
GENERALAUDIO,
COMMUNICATION
& MOUNTS**TRASK**
PERFORMANCE**32 MM (1 1/4") V-LINE HANDLEBAR**

- Seamless DOM mild steel construction with black powdercoated finish
- 22 mm (7/8") grip and clamping area, drilled for internal wiring and notched for Throttle-By-Wire (TBW)

PART #	DESCRIPTION
0601-3056	For 22-24 Scout Rogue/Sixty, 20-24 Scout Bobber Twenty/Sixty 20 Scout Bobber Twenty/Sixty ABS, 20 Scout 100th Anniversary, 19-20 Scout/Sixty ABS, 18-24 Scout Bobber, 18-20 Scout Bobber ABS, 16-24 Scout Sixty, 15-24 Scout

**0601-4155****0601-4843****0601-3730****32 MM (1 1/4") BRO BARS**

- Made from 3 mm (0,120") wall tubing
- Dimpled and pre-drilled for internal wiring
- Measurements: 35,5 cm tall (14"), 40,5 cm pullback (16") and 91 cm wide (36")

PART #	DESCRIPTION	RISE	PART #	DESCRIPTION	RISE
FOR 18-24 CHIEFTAIN/ROADMASTER			FOR 14-17 CHIEFTAIN/ROADMASTER		
0601-4155	Chrome	+10 cm (4")	0601-3731	Chrome	+10 cm (4")
0601-4156	Powdercoated black	+10 cm (4")	0601-3730	Powdercoated black	+10 cm (4")
0601-4842	Chrome	+20,5 cm (8")	0601-5194	Chrome	+20,5 cm (8")
0601-4843	Powdercoated black	+20,5 cm (8")	0601-5195	Powdercoated black	+20,5 cm (8")

All part numbers in **BLUE** are new for 2025.

WINDSHIELDS
& FAIRINGSSADDLEBAGS
& LUGGAGESEATS &
SISSY BARS

EXHAUST

FUEL/AIR
SYSTEMS

ENGINE

TRANSMISSION,
CLUTCH LINE
& DRIVELINEGASKETS
& SEALS

ELECTRICAL

LIGHTING &
LICENSE
PLATESHANDLEBARS,
CONTROLS
& MIRRORS

CABLES

BRAKES &
BRAKE LINESTANKS &
OIL FILTERSDASHES
& GAUGESFRAMES &
SUSPENSION

FENDERS

FOOTRESTS &
FLOORBOARDSWHEELS
& AXLESCOVERS,
LOCKS &
GENERALAUDIO,
COMMUNICATION
& MOUNTS

32 MM (1¹/₄) KLIP HANGER HANDLEBARS

- Innovative 32 mm (1¹/₄) bars present the ultimate in rider personal adjustment and fit
- Allows 12,5 cm (5") of wrist adjustments
- Unique "Knuckles" allow control/grip portions of the handlebar to be adjusted in several directions; rider can tailor to his/her exact liking
- Bar sections are manufactured from DOM tubing, 'Knuckles' are machined from 6061 billet aluminum, all hardware is stainless steel

- All feature a fully knurled riser clamp area
- All are drilled/slotted for internal wiring
- All include chromed, billet aluminum, domed bar end plugs for a finished look

NOTE: PART #s 0601-5368 and 0601-5369 will fit most 99-07 H-D models if used with 08 and later FLHT-style master cylinder.

PART #	DESCRIPTION	CENTER WIDTH	UPRIGHT BAR RISE	GRIP-TO-GRIP WIDTH
FOR 18-24 CHIEF CLASSIC/DARKHORSE/VINTAGE/SPRINGFIELD DARKHORSE				
0601-5373	Chrome	35,5 cm (14")	33 cm (13")	86 cm (34")
0601-5372	Black	35,5 cm (14")	33 cm (13")	86 cm (34")
FOR 20-24 CHALLENGER, 22-24 PURSUIT				
0601-5375	Chrome	35,5 cm (14")	33 cm (13")	86 cm (34")
0601-5374	Black	35,5 cm (14")	33 cm (13")	86 cm (34")



32 MM (1¹/₄) PRAIRIE HANDLEBAR FIT KITS

- Combine traditional beach bar styling with a more comfortable, relaxed cruising position
- Wider and lower than the stock bars on your Indian Chief Classic or Vintage, with 76,2 mm (3") more pullback for reduced reach to the handgrips and controls
- Easy to replace your stock bars by including necessary cables in the convenient Prairie Bar Fit Kit
- Available in chrome or black; cables are black in both kits



PART #	DESCRIPTION	END RISE	GRIP-TO-GRIP WIDTH	CENTER WIDTH	PULLBACK
FOR 18-23 CHIEF DARKHORSE/CHIEF VINTAGE/SPRINGFIELD/SPRINGFIELD DARKHORSE, 19-23 CHIEF CLASSIC					
0601-5370	Black	12,5 cm (5")	84 cm (33")	17 cm (6,75")	43 cm (17")
0601-5371	Chrome	12,5 cm (5")	84 cm (33")	17 cm (6,75")	43 cm (17")
FOR 14-17 CHIEF/CHIEF CLASSIC/CHIEF VINTAGE/SPRINGFIELD					
0601-3130	Chrome	20,5 cm (8")	94 cm (37")	20,5 cm (8")	35,5 cm (14")
0601-3131	Black	20,5 cm (8")	94 cm (37")	20,5 cm (8")	35,5 cm (14")

All part numbers in **BLUE** are new for 2025.

WINDSHIELDS
& FAIRINGSSADDLEBAGS
& LUGGAGESEATS &
SISSY BARS

EXHAUST

FUEL/AIR
SYSTEMS

ENGINE

TRANSMISSION,
CLUTCH LINE
& DRIVELINEGASKETS
& SEALS

ELECTRICAL

LIGHTING
& LICENSE
PLATESHANDLEBARS,
CONTROLS
& MIRRORS

CABLES

BRAKES &
BRAKE LINESTANKS &
OIL FILTERSDASHES
& GAUGESFRAMES &
SUSPENSION

FENDERS

FOOTRESTS &
FLOORBOARDSWHEELS
& AXLESCOVERS,
LOCKS &
GENERALAUDIO,
COMMUNICATION
& MOUNTS

0601-3427



0601-3255

25,4 MM (1") KLIP HANGER HANDLEBAR KITS

- The ultimate in rider personal adjustment and fit
- Innovative "Klamps" allow the control/grip portions of the handlebar to be adjusted in several directions to allow the rider to find that perfect fit
- Included handlebars manufactured from DOM tubing, clamps machined from 6061 billet aluminum, chrome hardware, polished aluminum domed bar end plugs
- 25,4" diameter (1")
- Bars are drilled and slotted for internal wiring and work with heated grips
- Bar ends are slotted for Throttle-By-Wire option
- Fully knurled center section (riser clamp area) for use with stock riser clamp set-up

PART #	DESCRIPTION	PART #	DESCRIPTION
FOR 15-23 SCOUT/SCOUT SIXTY		FOR 14-16 CHIEFTAIN/ROADMASTER	
0601-3427	12,5 cm (5") Black/chrome	0601-3255	30,5 cm (12") Black/chrome



0601-3593



0601-3592

25,4 MM (1") KLASSIC HANDLEBARS

- A great choice for building a bobber, and/or just creating a vintage feel
- Low-profile bars give a more forward stance and traditional flat track style
- More aggressive position than stock bars, and they position rider's wrists/arms outward when compared to stock

PART #	DESCRIPTION	END RISE	WIDTH	CENTER WIDTH	PULLBACK	DIAMETER
FOR 15-24 SCOUT/SCOUT SIXTY, 18-24 SCOUT BOBBER						
0601-3593	Chrome	76 mm (3")	89 cm (35")	20,5 cm (8")	20,5 cm (8")	20,5 cm (1")
0601-3592	Black	76 mm (3")	89 cm (35")	20,5 cm (8")	20,5 cm (8")	20,5 cm (1")

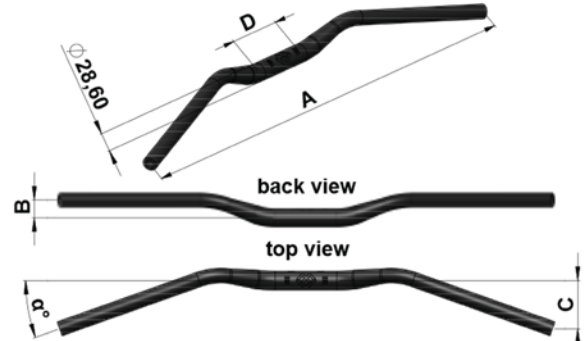
All part numbers in **BLUE** are new for 2025.



28,6 MM (1 1/8") GT OVERSIZE LOW HANDLEBARS

- Constructed from 6061 aluminum
- Sandblasted and anodized
- Available in black or gold
- Sold each
- ABE approved

NOTE: GT Oversize Low handlebars can only use 2D.GT risers with a 28,6 mm diameter clamping area, see below.



PART #	DESCRIPTION	PART #	DESCRIPTION		
FOR 19-24 FTR 1200/S		FOR 19-24 FTR 1200/S (CONT)			
0601-3145	Black	0601-3146	Gold		
HANDLEBAR TYPE	A	B	C	D	PULLBACK ANGLE (°)
GT Oversize Low	755 mm	86 mm	94 mm	140 mm	24°



ACMA TOP YOKE NUT

- Lightweight, 7075 aluminum construction with an anodized finish
- Easy to use pin-interlock system to prevent it from loosening
- No special tools necessary
- M28 x 1,0 mm thread
- Sold each

NOTE: ACMA nut is designed solely for use as a top yoke nut. Do not use it on the rear axle or swingarm axle.



0410-0273



0410-0276

PART #	DESCRIPTION	PART #	DESCRIPTION
FOR 19-24 FTR 1200/S		FOR 19-24 FTR 1200/S (CONT)	
0410-0273	Black	0410-0276	Red



2D.GT HANDLEBAR RISER

- Revolutionary design effectively assists in finding the perfect handlebar position for your ride
- Risers provide unseen adjustability and styling through up, down, forward and backward movements
- Raises handlebars 6 mm
- Forward and backward adjustable 7 mm in each direction
- Includes adjustable speedometer holder



PART #	DESCRIPTION
0602-1093	For 19-24 FTR 1200/S



50,8 MM (2") PIVOTING BAR RISER KIT

FOR 15-24 INDIAN SCOUT

- 50,8 mm (2") fully adjustable bar riser allows you to dial in the perfect position for your build and riding style
- Designed to allow the Indian speedometer assembly to mount directly into the top side of the risers
- Comes with replacement caps to clamp the stem of the riser into the stock Indian bar clamp
- Also comes with four longer bolts to allow the speedometer assembly to securely attach to the top side of the risers
- Works with stock bars
- Machined from solid aircraft-grade 6061-T6 billet aluminum
- Black anodized finish
- Includes all mounting hardware



PART #	DESCRIPTION
0602-1455	For 15-24 Scout models



50,8 MM (2") PIVOTING BAR RISERS

- 50,8 mm (2") of rise
- 32 mm (1 1/4") stem
- Accept 32 mm (1 1/4") handlebar
- Bring the stock handlebar location back toward the rider by approximately 50,8 mm (2")
- These risers are a great option for riders who want to get more upright in the seat and/or get weight off of their arms, neck, and shoulders
- Work with stock cables on the Indian Chieftain/Roadmaster
- Riser positioning will be limited by the large OEM fairing assembly
- Black anodized finish



PART #	DESCRIPTION
0602-0908	For 12-24 Chieftain/Roadmaster

All part numbers in **BLUE** are new for 2025.

WINDSHIELDS & FAIRINGS

SADDLEBAGS & LUGGAGE

SEATS & SISSY BARS

EXHAUST

FUEL/AIR SYSTEMS

ENGINE

TRANSMISSION, CLUTCH LINE & DRIVELINE

GASKETS & SEALS

ELECTRICAL

LIGHTING & LICENSE PLATES

HANDLEBARS, CONTROLS & MIRRORS

CABLES

BRAKES & BRAKE LINES

TANKS & OIL FILTERS

DASHES & GAUGES

FRAMES & SUSPENSION

FENDERS

FOOTRESTS & FLOORBOARDS

WHEELS & AXLES

COVERS, LOCKS & GENERAL

AUDIO, COMMUNICATION & MOUNTS

- WINDSHIELDS & FAIRINGS
- SADDLEBAGS & LUGGAGE
- SEATS & SISSY BARS
- EXHAUST
- FUEL/AIR SYSTEMS
- ENGINE
- TRANSMISSION, CLUTCH LINE & DRIVELINE
- GASKETS & SEALS
- ELECTRICAL
- LIGHTING & LICENSE PLATES
- HANDLEBARS, CONTROLS & MIRRORS
- CABLES
- BRAKES & BRAKE LINES
- TANKS & OIL FILTERS
- DASHES & GAUGES
- FRAMES & SUSPENSION
- FENDERS
- FOOTRESTS & FLOORBOARDS
- WHEELS & AXLES
- COVERS, LOCKS & GENERAL
- AUDIO, COMMUNICATION & MOUNTS

PSR



0610-2276

ANTHEM PRO LEVERS

- The ultimate performance lever for V-Twin motorcycles
- Unbreakable spring-loaded hinge and folding lever design
- Adjustable from stock length to Shorty 38 mm (1,5") shorter
- Micro-Adjuster for precise custom ergonomics
- CNC-machined from high-quality aluminum
- Available in black with black Micro-Adjuster
- Sold as a set

PART #	DESCRIPTION
0610-2276	For 22-24 Pursuit, 20-24 Challenger, 18-24 Chieftain/Springfield/Roadmaster, 18-21 Chief Vintage, 18-20 Chief Dark Horse, 18-19 Chief Classic
0610-2277	For 22-24 Chief/Chief Bobber/Sport Chief
0610-2275	For 17-24 Scout/Scout Sixty, 18-24 Scout Bobber, 20-24 Scout Bobber Sixty/Scout Bobber Twenty, 22-24 Scout Rogue/Scout Rogue Sixty



0610-2136



0610-2133

JOURNEY LEVERS AND SETS

- Easily adjust lever to bar reach for individual riders (limited inward adjustment)
- CNC-machined from high quality aluminum

DESCRIPTION	LEVER SET	REPL. CLUTCH LEVER
FOR 20-24 CHALLENGER, 18-22 CHIEF, 18-24 CHIEFTAIN, 22-24 PURSUIT, 18-24 SPRINGFIELD, 18-24 ROADMASTER		
Chrome	0610-2135	0613-1854
Black	0610-2136	-

DESCRIPTION	LEVER SET	REPL. CLUTCH LEVER
FOR 17-24 SCOUT/SCOUT SIXTY, 18-24 SCOUT BOBBER, 20-24 SCOUT BOBBER SIXTY/SCOUT BOBBER TWENTY, 22-24 SCOUT ROGUE/SCOUT ROGUE SIXTY		
Chrome	0610-2133	-
Black	0610-2134	-



0610-2141



0610-2142

ANTHEM ADJUSTABLE LEVERS AND SETS

- Easily adjust lever to bar reach for individual riders (limited inward adjustment)
- CNC machined from high-quality aluminum

DESCRIPTION	LEVER SET	REPL. CLUTCH LEVER
FOR 22-24 CHIEF/CHIEF BOBBER/DARK HORSE/SUPER CHIEF		
Chrome	-	-
Black	-	0613-1860
Contrast	-	-
FOR 20-24 CHALLENGER, 18-22 CHIEF, 18-24 CHIEFTAIN, 22-24 PURSUIT, 18-24 SPRINGFIELD, 18-24 ROADMASTER		
Chrome	0610-2140	-
Black	0610-2141	-
Contrast	0610-2142	-



0610-2137

DESCRIPTION	LEVER SET	REPL. CLUTCH LEVER
FOR 17-24 SCOUT/SCOUT SIXTY, 18-24 SCOUT BOBBER, 20-24 SCOUT BOBBER SIXTY/SCOUT BOBBER TWENTY, 22-24 SCOUT ROGUE/SCOUT ROGUE SIXTY		
Chrome	0610-2137	-
Black	0610-2138	-

All part numbers in **BLUE** are new for 2025.

WINDSHIELDS & FAIRINGS

SADDLEBAGS & LUGGAGE

SEATS & SISSY BARS

EXHAUST

FUEL/AIR SYSTEMS

ENGINE

TRANSMISSION, CLUTCH LINE & DRIVELINE

GASKETS & SEALS

ELECTRICAL

LIGHTING & LICENSE PLATES

HANDLEBARS, CONTROLS & MIRRORS

CABLES

BRAKES & BRAKE LINES

TANKS & OIL FILTERS

DASHES & GAUGES

FRAMES & SUSPENSION

FENDERS

FOOTRESTS & FLOORBOARDS

WHEELS & AXLES


COVERS, LOCKS & GENERAL

AUDIO, COMMUNICATION & MOUNTS



MAXIMUM PERFORMANCE LEVERS

- Optimal shape and lever length for perfect control
- Features bowden cable convertible mounts; both the lever ratio and response of bowden cable clutches can be adjusted
- Precise and smooth lever adjustment
- Available in black
- Sold each
- ABE approved



PART #	DESCRIPTION	PART #	DESCRIPTION
FOR 19-24 FTR 1200/S		FOR 19-24 FTR 1200/S (CONT)	
0613-1280	Brake	0613-1884	Clutch



CLUTCH AND BRAKE LEVERS

- CNC machined from 6061 billet aluminum with a chrome-plated or black anodized finish
- Finger indents for a comfortable grip
- Uses stock mounting hardware
- Sold each



PART #	DESCRIPTION	PART #	DESCRIPTION
FOR 17-24 SCOUT/SCOUT SIXTY/SCOUT BOBBER/SCOUT ROGUE		FOR 17-24 SCOUT/SCOUT SIXTY/SCOUT BOBBER/SCOUT ROGUE	
CLUTCH LEVERS			
0613-1940	Black	0613-1356	Black
0613-1941	Chrome	BRAKE LEVERS (REPL. OEM #2205842/2205843)	
BRAKE LEVERS			
0614-1723	Black	0614-1112	Black
0614-1724	Chrome	0614-1113	Chrome



PHANTOM LEVERS



- Feature a sculpted concave design that offers maximum leverage when engaging the clutch or front brake
- Constructed from A380 aluminum
- Direct replacement for stock with easy installation
- Dished design provides leverage for any sized hands to effortlessly actuate the clutch or front brake
- Available in chrome or gloss black finish

PART #	DESCRIPTION
FOR 18-23 INDIAN (EXCEPT SCOUT, FTR)	
0610-2106	Gloss black
FOR 14-17 INDIAN (EXCEPT SCOUT)	
0610-2103	Chrome



LEGACY LEVERS

- Direct replacements for stock levers deliver clean, classic styling to match the smooth lines of the Indian Scout
- Aluminum construction with premium gloss black finish
- Clutch and brake lever placement is similar to stock
- Minimalist styling for a clean alternative to the stock levers

PART #	DESCRIPTION
0610-2098	For 15-16 Scout

All part numbers in **BLUE** are new for 2025.

WINDSHIELDS & FAIRINGS

SADDLEBAGS & LUGGAGE

SEATS & SISSY BARS

EXHAUST

FUEL/AIR SYSTEMS

ENGINE

TRANSMISSION, CLUTCH LINE & DRIVELINE

GASKETS & SEALS

ELECTRICAL

LIGHTING & LICENSE PLATES

HANDLEBARS, CONTROLS & MIRRORS

CABLES

BRAKES & BRAKE LINES

TANKS & OIL FILTERS

DASHES & GAUGES

FRAMES & SUSPENSION

FENDERS

FOOTRESTS & FLOORBOARDS

WHEELS & AXLES

COVERS, LOCKS & GENERAL

AUDIO, COMMUNICATION & MOUNTS



FRINGED LEATHER LEVER COVERS

- Black leather lever covers feature 30,5 cm (12") L fringe
- Fit any of the larger, cruiser-style replacement levers
- Sold in pairs



PART #	DESCRIPTION
DS-243062	Fringed leather lever covers



MASTER CYLINDER RESERVOIR COVER

- Made of CNC-milled aluminum
- Installs quickly and easily
- Features four colored inserts (gold, silver, blue and red), which can be installed to fit individual preferences



PART #	DESCRIPTION
0602-0886	For 19-24 FTR 1200/S



WARRIOR FRONT BRAKE MASTER CYLINDER COVERS

- CNC-machined from 6061 billet aluminum
- Mounting hardware included



FOR 25 101 SCOUT, 15-24 SCOUT

PART #	DESCRIPTION	PART #	DESCRIPTION
0610-1971	Chrome	0610-1970	Black anodized



HAND GUARDS

- Stylish wind protection for your hands
- Mounts are E-coated aluminum, guards are rubber-isolated
- Made of aircraft-grade Lucite® in black opaque
- Comes with black mounting

PART #	DESCRIPTION	PART #	DESCRIPTION
0635-2301	For 22-24 Chief/Chief Bobber	0635-1577	For 19-24 Scout Bobber
0635-1578	For 15-24 Scout/Scout Sixty		

All part numbers in **BLUE** are new for 2025.



VANS V-TWIN LOCK-ON GRIPS

- The Vans V-Twin Lock-On Grip System feature the classic Vans® waffle sole pattern and are built to deliver an amazing riding experience
- 100% slip-free performance guaranteed
- In-molded throttle tube with integrated application specific throttle actuation
- Billet aluminum Lock-On™ style clutch side clamp eliminates the need for grip glue or safety setscrews, providing simple installation and removal
- T15 Torx bolts provide extra secure clamping for solid, twist-free mounting
- Proprietary medium-compound durometer improves overall comfort and durability
- 130 mm overall grip length with flange

PART #	DESCRIPTION
FOR 18-24 INDIAN TOURING MODELS W/ TBW	
0630-3048	Black
0630-3049	Black/Silver
0630-3052	Brown/ Black

PART #	DESCRIPTION
FOR 18-24 INDIAN TOURING MODELS W/ TBW (CONT)	
0630-3053	Gum/Black
0630-3051	Graphite/Gunmetal
0630-3050	Red



HART-LUCK SIGNATURE LOCK-ON™ GRIP SETS

- Moto-inspired grip system specifically designed for your Indian Touring bike
- Proprietary medium-compound materials provide excellent durability and comfort
- Full-waffle moto-pattern reduces vibration and provides improved grip in all conditions
- Heavily knurled base-pattern delivers solid traction and control
- Billet aluminum clutch-side clamp ensures 100% slip-free security (eliminates the need for setscrews)
- T15 Torx bolts ensure extra-secure clamping for solid, twist-free mounting
- Available in a variety of grip/clamp colors

PART #	DESCRIPTION
FOR 18-24 INDIAN TOURING MODELS W/ TBW	
0630-2697	Black/black
0630-2699	Black/bronze
0630-2698	Black/gun metal

PART #	DESCRIPTION
FOR 18-24 INDIAN TOURING MODELS W/ TBW (CONT)	
0630-2866	Black/red
0630-2867	Black/silver

KURYAKYN

GLOSS BLACK KINETIC GRIPS

- Designed to keep moving forward with the latest in styling and vibration-isolating technology
- Aluminum body and EPDM rubber to help ride with less fatigue and more control in a modern design
- Sold in pairs



PART #	DESCRIPTION
0630-1823	For 15-23 Scout

All part numbers in **BLUE** are new for 2025.

WINDSHIELDS & FAIRINGS

SADDLEBAGS & LUGGAGE

SEATS & SISSY BARS

EXHAUST

FUEL/AIR SYSTEMS

ENGINE

TRANSMISSION, CLUTCH LINE & DRIVELINE

GASKETS & SEALS

ELECTRICAL

LIGHTING & LICENSE PLATES

HANDLEBARS, CONTROLS & MIRRORS

CABLES

BRAKES & BRAKE LINES

TANKS & OIL FILTERS

DASHES & GAUGES

FRAMES & SUSPENSION

FENDERS

FOOTRESTS & FLOORBOARDS

WHEELS & AXLES

COVERS, LOCKS & GENERAL

AUDIO, COMMUNICATION & MOUNTS

WINDSHIELDS
& FAIRINGSSADDLEBAGS
& LUGGAGESEATS &
SISSY BARS

EXHAUST

FUEL/AIR
SYSTEMS

ENGINE

TRANSMISSION,
CLUTCH LINE
& DRIVELINEGASKETS
& SEALS

ELECTRICAL

LIGHTING
& LICENSE
PLATESHANDLEBARS,
CONTROLS
& MIRRORS

CABLES

BRAKES &
BRAKE LINESTANKS &
OIL FILTERSDASHES
& GAUGESFRAMES &
SUSPENSION

FENDERS

FOOTRESTS &
FLOORBOARDSWHEELS
& AXLESCOVERS,
LOCKS &
GENERALAUDIO,
COMMUNICATION
& MOUNTS**AIR CUSHIONED GRIPS**

- Feature ergonomic seamless rubber grip technology
- A special core bar creates air pockets inside the grip body which dampens vibrations
- Billet aluminum end caps and collars
- Fit 25,4 mm (1") handlebars

- Available with chrome or black anodized finishes
- Sold in pairs
- Matching pegs sold separately

FOR 18-24 CHIEF VINTAGE/SPRINGFIELD/CHIEFTAIN/ROADMASTER

PART #	DESCRIPTION	PART #	DESCRIPTION
CHROME		BLACK	
0630-2565	3-ring	0630-2568	3-ring
0630-2566	3-ring w/ throttle boss	0630-2569	3-ring w/ throttle boss
0630-2567	Spike	0630-2570	Spike

**GEL GRIPS**

- Ergonomic grip
- Soft, gel rubber
- Tacky, rubber feel
- Vibration dampening
- Billet aluminum ends

PART #	DESCRIPTION	PART #	DESCRIPTION
FOR 18-24 CHIEF VINTAGE/SPRINGFIELD/CHIEFTAIN/ROADMASTER		FOR 14-17 INDIAN (EXCEPT SCOUT)	
0630-2576	3-ring, chrome	0630-1510	Chrome
0630-2575	3-ring, black anodized	0630-1511	Black anodized

**CUSTOM CONTOUR GRIPS**

- Manufactured with Kraton® rubber
- Features a very soft serrated texture to help hang on to your bike
- Finished with 6061 billet aluminum end caps and collars
- Sold in pairs

PART #	DESCRIPTION	PART #	DESCRIPTION
FOR 18-24 CHIEF VINTAGE/SPRINGFIELD/CHIEFTAIN/ROADMASTER		FOR 18-24 CHIEF VINTAGE/SPRINGFIELD/CHIEFTAIN/ROADMASTER (CONT)	
0630-2571	Custom contour, chrome	0630-2572	Custom contour spike, chrome
0630-2573	Custom contour, anodized	0630-2574	Custom contour spike, anodized

**MEMORY FOAM GRIPS**

- The softest, most durable, chemical resistant grips on the market today
- A true vibration dampening grip
- 38 mm (1,5") in dia. and 11,5 cm (4,6") IL
- Chrome or black anodized aluminum ends
- Sold in pairs

PART #	DESCRIPTION	PART #	DESCRIPTION
FOR 14-17 INDIAN (EXCEPT SCOUT)		FOR 18-24 CHIEF VINTAGE/SPRINGFIELD/CHIEFTAIN/ROADMASTER	
0630-1904	Black anodized	0630-2578	Chrome
FOR 15-24 SCOUT		0630-2577	Black anodized
0630-1905	Chrome		
0630-1906	Black anodized		

All part numbers in **BLUE** are new for 2025.



DIAMONDBACK GRIPS

- Universal fitment for 22 mm (7/8") and 25,4 mm (1") handlebars
- Embossed Burlly Brand logo
- Available in Black
- Provides a secure and comfortable grip for improved control and stability on the road

PART #	DESCRIPTION
0630-3089	For 22 mm (7/8") handlebars



- Bold and stylish look, perfect for making a statement on your motorcycle
- Improves overall ride experience, providing a confident grip for any type of ride

PART #	DESCRIPTION
0630-3090	For 25,4 mm (1") handlebars



0630-1502

0630-1505



AIR CUSHIONED HEATED AND NON-HEATED GRIPS

- Feature billet end caps and rings with ergonomic Avon seamless rubber grip technology
- Designed with a very soft, tacky and durable material
- Fit 25,4 mm (1") handlebars (unless noted)
- Available in chrome or black anodized design with or without throttle boss

PART #	DESCRIPTION
FOR 14-17 CHIEFTAIN	
NON-HEATED	
0630-1496 ¹	3-ring, chrome
0630-1497 ¹	3-ring, chrome w/ throttle boss
0630-1502 ¹	3-ring, black-anodized
0630-1503 ¹	3-ring, black-anodized w/ throttle boss
0630-1505 ¹	Excalibur, black-anodized
0630-1504 ¹	Spike, black-anodized
HEATED	
0631-0223	3-ring, chrome w/ throttle boss
0631-0225	3-ring, black-anodized
0631-0227	Spike, black-anodized



0631-0223



0631-0217

PART #	DESCRIPTION
FOR 15-24 SCOUT	
HEATED	
0631-0215	3-ring, black-anodized
0631-0217	Spike, black-anodized

¹ For 22 mm (7/8") bars



CUSTOM CONTOUR HEATED GRIPS

- Feature 6061 billet end caps and collars
- Designed with a very soft, tacky and durable Kraton rubber construction

PART #	DESCRIPTION
FOR ALL 14-17 CHIEFTAIN W/ 22 MM (7/8") BARS	
0631-0230	Spike, chrome
0631-0229	Black anodized
0631-0231	Spike, black anodized



0631-0231



0631-0218

- Available in chrome or black anodized design
- Sold in pairs

PART #	DESCRIPTION
FOR 15-24 SCOUT W/ 25,4 MM (1") BARS	
0631-0218	Chrome

All part numbers in **BLUE** are new for 2025.

WINDSHIELDS
& FAIRINGSSADDLEBAGS
& LUGGAGESEATS &
SISSY BARS

EXHAUST

FUEL/AIR
SYSTEMS

ENGINE

TRANSMISSION,
CLUTCH LINE
& DRIVELINEGASKETS
& SEALS

ELECTRICAL

LIGHTING
& LICENSE
PLATESHANDLEBARS,
CONTROLS
& MIRRORS

CABLES

BRAKES &
BRAKE LINESTANKS &
OIL FILTERSDASHES
& GAUGESFRAMES &
SUSPENSION

FENDERS

FOOTRESTS &
FLOORBOARDSWHEELS
& AXLESCOVERS,
LOCKS &
GENERALAUDIO,
COMMUNICATION
& MOUNTS

NAGM Custom Cycle Products

HEATED GRIP XTENSION HARNESS

- 61 cm (24") wire harness extension
- Plug-n-play



PART #	DESCRIPTION
2120-0892	For 14-22 Indian (except Scout, FTR1200)

**FRINGED LEATHER GRIP COVERS**

- Black leather grip covers with 30,5 cm (12") L fringe for grips on 25,4 mm (1") bars
- Available for rubber-covered grips
- Sold in pairs; grips not included



PART #	DESCRIPTION
DS-243060	For rubber grips

DAYTONA**W HANDLEBAR ENDS**

- "W" handlebar end weights made of CNC-machined aluminum in red anodized with dual function
- The handlebar weights can also be used as a mount for handlebar end mirrors; approx. 30 mm (1,18") and 12 mm (0,47") width
- Suitable for handlebars with an inner diameter of 14 mm ($\frac{9}{16}$ ") to 19 mm ($\frac{3}{4}$ ") and 31 mm (approx. 1 1/4") outer diameter
- Sold in pairs



PART #	DESCRIPTION
0634-0597	Black

**FUSION ALLOY THROTTLE TUBE**

- Durable 6061 aluminum
- Hard-anodized black finish
- Integrated PTFE sleeve delivers smooth throttle pull and return
- Geared for Indian Throttle-By-Wire housing



PART #	DESCRIPTION
0632-0855	For 18-24 Chief and Touring models

DAYTONA**GRIP SPACERS**

- Outer diameter: 50 mm (1,96")
- Inner diameter: 22 or 26 mm (0,86" or 1,02")
- Thickness: 5 mm (0,19")
- Slit for hand-cut
- Sold in pairs



PART #	DESCRIPTION
0632-0880	Grip spacers

All part numbers in **BLUE** are new for 2025.

DAYTONA

0640-1527

**D-MIRRORS TYPE-3**

- Simple and minimal design
- Aluminum bodies and stems
- Mirrors measure 156 mm L x 99 mm H
- Bar-end mount includes adapter rings for direct mounting to 22,2 mm or 25,4 mm handlebars
- Rod mount includes M10 x 1,25 screws (left-hand and right-hand threads)
- Fits left or right side
- Sold each

PART #	DESCRIPTION
0640-1527	Round, bar-end mount
0640-1530	Round, rod mount

0640-1531

**D-MIRRORS TYPE-4**

- Simple and minimal design
- Aluminum bodies and stems
- Mirrors measure 156 mm L x 99 mm H
- Bar-end mount includes adapter rings for direct mounting to 22,2 mm or 25,4 mm handlebars
- Rod mount includes M10 x 1,25 screws (left-hand and right-hand threads)
- Fits left or right side
- Sold each

PART #	DESCRIPTION
0640-1528	Bar-end mount, hexagon
0640-1531	Rod mount, hexagon

0640-1529

**D-MIRRORS TYPE-5**

- Simple and minimal design
- Mirrors measure 156 mm L x 99 mm H
- Aluminum bodies and stems
- Bar-end mount includes adapter rings for direct mounting to 22,2 mm or 25,4 mm handlebars
- Rod mount includes M10 x 1,25 adapter (left-hand and right-hand threads)
- Fits left or right side
- Sold each

PART #	DESCRIPTION	MIRROR POSITION
0640-1529	Bar-end mount	R/L
0640-1532	Rod mount	R/L

**D-MIRRORS TYPE-6**

- Simple and minimal design
- Mirror length and angle designed for Harley-Davidson bikes
- Mirrors measure 138 mm L x 87 mm H
- Sold each

SHORT AND LONG BAR-END MOUNTS

- Aluminum bodies and stems
- Inner diameter clamps measure 30mm
- Include two spacers (22,2 and 25,4 mm) for direct mounting
- Optional bar end-adapters can be used
- Fits left or right side

ROD MOUNTS

- Aluminum housing and steel stems
- Include M10 x 1,25 adapter (left-hand and right-hand threads)
- Left or right side available

PART #	DESCRIPTION
0640-1533	Bar-end mount, short
0640-1534	Bar-end mount, long
0640-1539	Rod mount, right
0640-1540	Rod mount, left

**D-MIRRORS TYPE-7**

- Simple and minimal design
- Mirrors measure 138 mm L x 87 mm H
- Sold each

SHORT AND LONG BAR-END MOUNTS

- Aluminum housings and stems
- Inner diameter clamps measure 30 mm
- Include two spacers (22,2 and 25,4 mm) for direct mounting
- Optional bar end adapters can be used
- Fits left or right side

ROD MOUNTS

- Aluminum housings and steel stems
- Includes M10 x 1,25 adapter (left-hand and right-hand threads)
- Left or right side available

PART #	DESCRIPTION
0640-1535	Bar-end mount, short
0640-1536	Bar-end mount, long

0640-1536



PART #	DESCRIPTION
0640-1541	Rod mount (standard type), right
0640-1542	Rod mount (standard type), left

All part numbers in **BLUE** are new for 2025.WINDSHIELDS
& FAIRINGSSADDLEBAGS
& LUGGAGESEATS &
SISSY BARS

EXHAUST

FUEL/AIR
SYSTEMS

ENGINE

TRANSMISSION,
CLUTCH LINE
& DRIVELINEGASKETS
& SEALS

ELECTRICAL

LIGHTING
& LICENSE
PLATES**HANDLEBARS,
CONTROLS
& MIRRORS**

CABLES

BRAKES &
BRAKE LINESTANKS &
OIL FILTERSDASHES
& GAUGESFRAMES &
SUSPENSION

FENDERS

FOOTRESTS &
FLOORBOARDSWHEELS
& AXLESCOVERS,
LOCKS &
GENERALAUDIO,
COMMUNICATION
& MOUNTS

WINDSHIELDS
& FAIRINGSSADDLEBAGS
& LUGGAGESEATS &
SISSY BARS

EXHAUST

FUEL/AIR
SYSTEMS

ENGINE

TRANSMISSION,
CLUTCH LINE
& DRIVELINEGASKETS
& SEALS

ELECTRICAL

LIGHTING
& LICENSE
PLATESHANDLEBARS,
CONTROLS
& MIRRORS

CABLES

BRAKES &
BRAKE LINESTANKS &
OIL FILTERSDASHES
& GAUGESFRAMES &
SUSPENSION

FENDERS

FOOTRESTS &
FLOORBOARDSWHEELS
& AXLESCOVERS,
LOCKS &
GENERALAUDIO,
COMMUNICATION
& MOUNTS**DAYTONA**

0640-1538

**D-MIRRORS TYPE-8**

- Simple and minimal design
- Mirrors measure 138 mm L x 87 mm H
- Sold each

SHORT AND LONG BAR-END MOUNTS

- Aluminum housings and stems
- Inner diameter clamps measure 30 mm
- Include two spacers (22,2 and 25,4 mm) for direct mounting
- Optional bar end adapters can be used
- Fits left or right side

ROD MOUNT

- Aluminum housings and steel stems
- Includes M10 x 1,25 adapter (left-hand and right-hand threads)
- Left or right side available

PART #	DESCRIPTION
0640-1537	Bar-end mount, short
0640-1538	Bar-end mount, long
0640-1543	Rod mount, right
0640-1544	Rod mount, left



0640-1547

**D-MIRRORS TYPE-9**

- Simple and minimal design
- Mirrors measure 113 mm L x 104 mm H
- Sold in pairs

SHORT AND LONG BAR-END MOUNTS

- ABS housings and aluminum stems
- Inner diameter clamps measure 30 mm
- Include two spacers (22,2 and 25,4 mm) for direct mounting
- Optional bar-end adapters can be used
- Fits left or right side

ROD MOUNT

- ABS housings and steel stems
- Includes three adapters for direct mounting
- Fits left or right side

PART #	DESCRIPTION
0640-1545	Bar-end mount, short
0640-1546	Bar-end mount, long
0640-1547	Rod mount



0640-1548

**D-MIRRORS TYPE-10**

- Simple and minimal design
- Mirrors measure 133 mm L x 104 mm H
- Sold in pairs

SHORT AND LONG BAR-END MOUNTS

- ABS housings and aluminum stems
- Inner diameter clamps measure 30 mm
- Include two spacers (22,2 and 25,4 mm) for direct mounting
- Fits left or right side

ROD MOUNT

- ABS housings and steel stems
- Includes three adapters (one left-hand side, two right-hand side) for direct mounting
- Fits left or right side

PART #	DESCRIPTION
0640-1548	Short, bar-end mount
0640-1549	Long, bar-end mount
0640-1550	Rod mount



0640-1551

**D-MIRRORS TYPE-11**

- Simple and minimal design
- ABS housings and aluminum and stems
- Mirrors measure 165 mm L x 90 mm H
- Left or right side available
- Sold each

PART #	DESCRIPTION
0640-1551	Fairing set, cowl type, left
0640-1552	Fairing set, cowl type, right
0640-1553	Stem set, left
0640-1554	Stem set, right



0640-1555

**D-MIRRORS TYPE-12**

- Simple and minimal design
- ABS housings and aluminum stems
- Mirrors measure 166 mm L x 92 mm H
- Sold each

PART #	DESCRIPTION
0640-1555	Fairing set, cowl type, left
0640-1556	Fairing set, cowl type, right
0640-1557	Stem set, left
0640-1558	Stem set, right



0640-1708

**D-MIRRORS TYPE-20**

- Simple and minimal design
- Aluminum bodies and stems; flat and thin mirror housings
- Mirror measures 132 mm L x 91 mm H
- Sold each

PART #	DESCRIPTION
0640-1708	Flat square, stem mount, left
0640-1705	Flat square, stem mount, right

All part numbers in **BLUE** are new for 2025.

DAYTONA



0640-1706

D-MIRRORS TYPE-21

- Simple and minimal design
- Aluminum bodies and stems; housing thickness measures approx. 5 mm
- Mirror measures 100 mm in diameter
- Adapter M10 x 1,25 included
- Sold each

PART #	DESCRIPTION
0640-1706	Round, stem mount, left
0640-1707	Round, stem mount, right



D-MIRRORS TYPE-22

- Simple and minimal design
- Aluminum bodies and stems
- Mirrors measure 124 mm L x 83 mm H
- Fits left or right side
- Sold each

PART #	DESCRIPTION
0640-1709	Stem mount, teardrop



D-MIRROR TYPE-23

- Aluminum mirror head and mirror arm
- Inner diameter clamp measures 30 mm
- Includes two spacers (22,2 and 25,4 mm) for direct mounting
- Optional bar end adapters can be used
- Fits left or right side
- Sold each



PART #	DESCRIPTION
0640-1710	Hexagon, bar-end type



ARLEN NESS

CAGED SERIES MIRRORS

- Lightweight multi-piece design
- Forged from aluminum then CNC machined to perfection
- Forged mirror stem
- Stainless steel machined pivot hardware
- Matches many popular lines of Ness accessories



0640-1208



0640-1205



0640-1201

PART #	DESCRIPTION
CHROME	
0640-1206	Deep Cut, left
0640-1208	Deep Cut, right
BLACK ANODIZED	
0640-1205	Deep Cut, left

- Oval mirror heads measure 13,8 cm W x 64 mm H (5,45" x 2,5")
- Sold each

PART #	DESCRIPTION
BLACK ANODIZED (CONT)	
0640-1207	Deep Cut, right
0640-1201	10-Gauge, left
0640-1203	10-Gauge, right



ARLEN NESS

DOWNDRAFT MIRRORS

- Elongated, smooth flowing design
- Mirror head and stem forged from billet aluminum
- Heavy-duty stainless steel internal pivot hardware
- Medium sized mirror head blends in with the lines of the motorcycle, but shaped for great rear vision



0640-1522



0640-1521

PART #	DESCRIPTION
0640-1522	Chrome

- Laser engraved Arlen Ness logo
- Standard and metric mounting hardware included
- 15 cm W x 59 mm T (5,87" x 2,303")
- Sold in pairs

PART #	DESCRIPTION
0640-1521	Black anodized

All part numbers in **BLUE** are new for 2025.

- WINDSHIELDS & FAIRINGS
- SADDLEBAGS & LUGGAGE
- SEATS & SISSY BARS
- EXHAUST
- FUEL/AIR SYSTEMS
- ENGINE
- TRANSMISSION, CLUTCH LINE & DRIVELINE
- GASKETS & SEALS
- ELECTRICAL
- LIGHTING & LICENSE PLATES
- HANDLEBARS, CONTROLS & MIRRORS
- CABLES
- BRAKES & BRAKE LINES
- TANKS & OIL FILTERS
- DASHES & GAUGES
- FRAMES & SUSPENSION
- FENDERS
- FOOTRESTS & FLOORBOARDS
- WHEELS & AXLES
- COVERS, LOCKS & GENERAL
- AUDIO, COMMUNICATION & MOUNTS

- WINDSHIELDS & FAIRINGS
- SADDLEBAGS & LUGGAGE
- SEATS & SISSY BARS
- EXHAUST
- FUEL/AIR SYSTEMS
- ENGINE
- TRANSMISSION, CLUTCH LINE & DRIVELINE
- GASKETS & SEALS
- ELECTRICAL
- LIGHTING & LICENSE PLATES
- HANDLEBARS, CONTROLS & MIRRORS
- CABLES
- BRAKES & BRAKE LINES
- TANKS & OIL FILTERS
- DASHES & GAUGES
- FRAMES & SUSPENSION
- FENDERS
- FOOTRESTS & FLOORBOARDS
- WHEELS & AXLES
- COVERS, LOCKS & GENERAL
- AUDIO, COMMUNICATION & MOUNTS



0640-1459

0640-1458

0640-1462

0640-1463

0640-1465

TEARCHOP MIRRORS

- A new take on the classic teardrop
- Large enough for a good field of vision, yet small enough to blend in with the lines of the motorcycle
- Combination of the smooth body lines and angled outer shape make it a perfect fit for any style
- Forged and CNC machined from billet aluminum
- Premium mirror glass
- Heavy-duty stainless steel internal pivot hardware
- Laser-engraved Arlen Ness logo
- Includes mounting hardware
- Sold each



0640-1464

0640-1466

PART #	DESCRIPTION
0640-1459	Chrome, left
0640-1461	Chrome, right
0640-1458	Black anodized, left
0640-1460	Black anodized, right
0640-1462	Blue anodized, left
0640-1467	Blue anodized, right
0640-1463	Gold anodized, left

PART #	DESCRIPTION
0640-1468	Gold anodized, right
0640-1465	Orange anodized, left
0640-1470	Orange anodized, right
0640-1464	Red anodized, left
0640-1466	Titanium anodized, left
0640-1471	Titanium anodized, right



0640-1393

0640-1392

0640-1386

0640-1387

0640-1388

MINI STOCKER MIRRORS

- Forged billet aluminum construction
- Features convex glass
- 11,5 cm W x 70 mm H (4 1/2" x 2 3/4") glass dimensions
- Hardware included
- Sold each

PART #	DESCRIPTION	PART #	DESCRIPTION	PART #	DESCRIPTION
CHROME		BLUE ANODIZED		RED ANODIZED	
0640-1393	Left	0640-1386	Left	0640-1388	Left
0640-1395	Right	0640-1389	Right	0640-1391	Right
BLACK POWDERCOAT		GOLD ANODIZED			
0640-1392	Left	0640-1387	Left		
0640-1394	Right	0640-1390	Right		

FORGED OVAL MIRRORS

- 14 cm W (5 1/2") mirror heads
- 12,5 cm (5") stems
- Hardware included
- Sold each



0640-1397

0640-1398

PART #	DESCRIPTION	PART #	DESCRIPTION
0640-1397	Gold anodized, left	0640-1398	Red anodized, left
0640-1400	Gold anodized, right	0640-1401	Red anodized, right

All part numbers in **BLUE** are new for 2025.

motogadget

mo.view RACE XL MIRRORS

- CNC machined from solid aluminum with stainless steel screws and glass-free mirror
- Weightless design features convex mirror with no edge or frame
- Mirror is resistant to corrosion, oxidation and scratching; approx. 4,5 mm thick
- Can be mounted on left or right side; above or below 22 mm or 25,4 mm handlebar end with included 12 mm W clamp
- Measures 129 mm dia.; 180 mm long stem
- Sold each for left or right side

PART #	DESCRIPTION
0640-1432	mo.view race xl mirror; left side

PART #	DESCRIPTION
0640-1433	mo.view race xl mirror; right side



0640-1432



0640-1350

0640-1349

**mo.view RACE MIRRORS**

- CNC machined from solid aluminum with stainless steel screws and glass-free mirror
- Weightless design features convex mirror with no edge or frame
- Mount above or below 22 mm or 25,4 mm handlebar end with included 12 mm W clamp
- Resistant to corrosion, oxidation and scratching; approx. 4,5 mm thick
- Measures 129 mm W x 80 mm H; stem length 150 mm
- Sold each for left or right side

PART #	DESCRIPTION	PART #	DESCRIPTION
0640-1349	Left side	0640-1350	Right side

mo.view CLUB XL MIRROR

- CNC machined from solid aluminum with stainless steel screws and glass-free mirror
- Weightless design features convex mirror with no edge or frame
- Mirror is resistant to corrosion, oxidation and scratching; approx. 4,5 mm thick
- Can be mounted on left or right side; above or below 22 mm or 25,4 mm handlebar end with included 12 mm W clamp
- Measures 114 mm dia.; 180 mm long stem
- Sold each

PART #	DESCRIPTION
0640-1430	mo.view club xl mirror

**mo.view CLUB MIRROR**

- CNC machined from solid aluminum with stainless steel screws and glass-free mirror
- Weightless design features convex mirror with no edge or frame
- Can be mounted on left or right side; above or below 22 mm or 25,4 mm handlebar end with included 12 mm W clamp
- Mirror is resistant to corrosion, oxidation and scratching; approx. 4,5 mm thick
- Measures 114 mm W x 80 mm H; stem length 150 mm
- Sold each

PART #	DESCRIPTION
0640-1347	mo.view club mirror

mo.view ROAD MIRROR

- CNC machined from solid aluminum with stainless steel screws and glass-free mirror
- Weightless design features convex mirror with no edge or frame
- Can be mounted on left or right side; above or below 22 mm or 25,4 mm handlebar end with included 12 mm W clamp
- Mirror is resistant to corrosion, oxidation and scratching; approx. 4,5 mm thick
- Measures 114 mm W x 80 mm H; stem length 110 mm
- Sold each

PART #	DESCRIPTION
0640-1353	mo.view road mirror

All part numbers in **BLUE** are new for 2025.WINDSHIELDS
& FAIRINGSSADDLEBAGS
& LUGGAGESEATS &
SISSY BARS

EXHAUST

FUEL/AIR
SYSTEMS

ENGINE

TRANSMISSION,
CLUTCH LINE
& DRIVELINEGASKETS
& SEALS

ELECTRICAL

LIGHTING
& LICENSE
PLATESHANDLEBARS,
CONTROLS
& MIRRORS

CABLES

BRAKES &
BRAKE LINESTANKS &
OIL FILTERSDASHES
& GAUGESFRAMES &
SUSPENSION

FENDERS

FOOTRESTS &
FLOORBOARDSWHEELS
& AXLESCOVERS,
LOCKS &
GENERALAUDIO,
COMMUNICATION
& MOUNTS

- WINDSHIELDS & FAIRINGS
- SADDLEBAGS & LUGGAGE
- SEATS & SISSY BARS
- EXHAUST
- FUEL/AIR SYSTEMS
- ENGINE
- TRANSMISSION, CLUTCH LINE & DRIVELINE
- GASKETS & SEALS
- ELECTRICAL
- LIGHTING & LICENSE PLATES
- HANDLEBARS, CONTROLS & MIRRORS**
- CABLES
- BRAKES & BRAKE LINES
- TANKS & OIL FILTERS
- DASHES & GAUGES
- FRAMES & SUSPENSION
- FENDERS
- FOOTRESTS & FLOORBOARDS
- WHEELS & AXLES
- COVERS, LOCKS & GENERAL
- AUDIO, COMMUNICATION & MOUNTS

motogadget



mo.view BLADE MIRROR

- CNC machined from solid aluminum with stainless steel screws and glass-free mirror
- Weightless design features convex mirror with no edge or frame
- Mirror is resistant to corrosion, oxidation and scratching; approx. 4 mm thick
- Can be mounted left or right side; above or below 22 mm handlebar end with included 8 mm W clamp
- Measures 100 mm dia.; 61 mm long stem
- Sold each

PART #	DESCRIPTION
0640-1495	mo.view blade mirror



mo.view SPY MIRROR

- CNC machined from solid aluminum with stainless steel screws and glass-free mirror
- Weightless design features convex mirror with no edge or frame
- Mirror is resistant to corrosion, oxidation and scratching; approx. 4 mm thick
- Can be mounted left or right side; above or below 22 mm handlebar end with included 8 mm W clamp
- Measures 75 mm dia.; 61 mm long stem
- Sold each

PART #	DESCRIPTION
0640-1494	mo.view spy mirror



0640-1753

mo.view SPORT MIRROR

- CNC machined from solid aluminum with stainless steel screws and glass-free mirror
- Weightless design features convex mirror with no edge or frame
- Can be mounted on left or right side
- Mirror is resistant to corrosion, oxidation and scratching; approx. 4,5 mm thick
- Flip mirror allows for manipulation of the mirror at 45° intervals for navigating tight spaces
- mo.view 130 includes fixed mounting arm at 90° relation to the handlebar

DESCRIPTION	PART #
mo.view sport 60 mirror	0640-1754
mo.view sport 60 flip mirror	0640-1753
mo.view sport 130 mirror	0640-1755



0640-1755

0640-1757

- mo.view 150 and 180 include M10 threads and three different mounting screws
- Mirror bodies measures 122 mm W x 83 mm H
- mo.view 60 stem length: 72 mm
- mo.view 130 stem length: 110 mm
- mo.view 150 stem length: 150 mm
- mo.view 180 stem length: 180 mm
- Sold each

DESCRIPTION	PART #
mo.view sport 150 mirror	0640-1756
mo.view sport 180 mirror	0640-1757



0640-1793



0640-1797

mo.view CLASSIC MIRRORS

- CNC machined from solid aluminum with stainless steel screws and glass-free mirror
- Weightless design features convex mirror with no edge or frame
- Can be mounted on left or right side
- Mirrors are resistant to corrosion, oxidation and scratching; approx. 4,5 mm thick
- Flip mirrors allow for manipulation of the mirror at 45° intervals for navigating tight spaces
- Pivot mirrors include the flip mechanism but also incorporate a slim folding clamp designed for mounting location flexibility
- mo.view 130 mirrors include fixed mounting arm at 90° relation to the handlebar

PART #	DESCRIPTION
0640-1793	mo.view classic 60 mirror
0640-1794	mo.view classic 60 flip mirror
0640-1796	mo.view classic 110 mirror
0640-1797	mo.view classic 110 flip mirror
0640-1798¹	mo.view classic 110 pivot mirror
0640-1799²	mo.view classic 110 pivot mirror
0640-1795	mo.view classic 130 mirror



0640-1789

- mo.view 150 and 180 mirrors include M10 threads and three different mounting screws
- Mirror bodies measure 99 mm in dia.
- mo.view 60 stem length: 72 mm
- mo.view 110 stem length: 110 mm
- mo.view 130 stem length: 110 mm
- mo.view 150 stem length: 150 mm
- mo.view 180 stem length: 180 mm
- Sold each

PART #	DESCRIPTION
0640-1791	mo.view classic 150 mirror
0640-1792	mo.view classic 150 flip mirror
0640-1789	mo.view classic 180 mirror
0640-1790	mo.view classic 180 flip mirror

¹ For 22 mm (7/8") handlebars.
² For 25,4 mm (1") handlebars.

All part numbers in **BLUE** are new for 2025.



motogadget

mo.view CRUISE FLIP BAR END MIRROR

- Mirror face and arms are CNC machined from billet aluminum
- Lightweight, frame-less design
- Swivel mirror joint with defined detent angles at 45 ° intervals allows the mirror to be pivoted upwards without changing any settings
- Perfect for narrow passages, trailers or tight fits in the garage
- The mo.view cruise flip is slightly larger than the mo.view street and fits perfectly with our bar end blinkers, mo.grip, mo.grip soft, mo.switch and mo.switch mini
- Mounts above or below the handlebars
- Fits left or right side
- Measures 100 mm dia.; 61 mm long stem
- Sold each

PART #	DESCRIPTION
0640-1697	mo.view cruise flip bar end mirror

motogadget

mo.view CRUISE MIRROR

- CNC machined from solid aluminum with stainless steel screws and glass-free mirror
- Weightless design features convex mirror with no edge or frame
- Mirror is resistant to corrosion, oxidation and scratching; approx. 4,5 mm thick
- Can be mounted on left or right side; above or below 22 mm or 25,4 mm handlebar end with included 10 mm W clamp
- Measures 114 mm dia.; 72 mm long stem
- Sold each

PART #	DESCRIPTION
0640-1427	mo.view cruise mirror

motogadget

mo.view SCREW KIT

- Enables the mounting of all mo.view and mo.view xl mirrors (with 150 mm and 180 mm stem) to the H-D standard mounting, to M10 x 1,5 right-hand thread, to M10 x 1,25 right-hand thread, and to M10 x 1,25 left-hand thread
- Sold in 4-pack



PART #	DESCRIPTION
0641-0255	Stainless steel



MICRO MIRRORS WITH V2 CUT-OUT STEMS

- Constructed from billet aluminum with a stainless steel pivot that rides in a unique nylon bushing
- Mirrors never lose adjustment or rust at the pivot
- Include all necessary mounting hardware
- Micro head measures 11,5 cm x 7,6 cm (4,5" x 3")
- V2 cut-out stem measures 14 cm x 5,8 cm (5,5" x 2,5")
- Sold each



PART #	DESCRIPTION	PART #	DESCRIPTION
LEFT-HAND SIDE		RIGHT-HAND SIDE	
0640-1665	Chrome	0640-1668	Chrome
0640-1666	Black	0640-1669	Black
0640-1667	Gold	0640-1670	Gold



MINI MIRRORS WITH V2 CUT-OUT STEMS

- Constructed from billet aluminum with a stainless steel pivot that rides in a unique nylon bushing
- Mirrors never lose adjustment or rust at the pivot
- Include all necessary mounting hardware
- Mini tear drophead measures 11,5 cm x 7 cm (4,5" x 2,75")
- V2 cut-out stem measures 14 cm x 5,8 cm (5,5" x 2,5")
- Sold each



PART #	DESCRIPTION	PART #	DESCRIPTION
LEFT-HAND SIDE		RIGHT-HAND SIDE	
0640-1671	Chrome	0640-1674	Chrome
0640-1672	Black	0640-1675	Black
0640-1673	Gold	0640-1676	Gold

All part numbers in **BLUE** are new for 2025.

WINDSHIELDS & FAIRINGS

SADDLEBAGS & LUGGAGE

SEATS & SISSY BARS

EXHAUST

FUEL/AIR SYSTEMS

ENGINE

TRANSMISSION, CLUTCH LINE & DRIVELINE

GASKETS & SEALS

ELECTRICAL

LIGHTING & LICENSE PLATES

HANDLEBARS, CONTROLS & MIRRORS

CABLES

BRAKES & BRAKE LINES

TANKS & OIL FILTERS

DASHES & GAUGES

FRAMES & SUSPENSION

FENDERS

FOOTRESTS & FLOORBOARDS

WHEELS & AXLES

COVERS, LOCKS & GENERAL

AUDIO, COMMUNICATION & MOUNTS

- WINDSHIELDS & FAIRINGS
- SADDLEBAGS & LUGGAGE
- SEATS & SISSY BARS
- EXHAUST
- FUEL/AIR SYSTEMS
- ENGINE
- TRANSMISSION, CLUTCH LINE & DRIVELINE
- GASKETS & SEALS
- ELECTRICAL
- LIGHTING & LICENSE PLATES
- HANDLEBARS, CONTROLS & MIRRORS**
- CABLES
- BRAKES & BRAKE LINES
- TANKS & OIL FILTERS
- DASHES & GAUGES
- FRAMES & SUSPENSION
- FENDERS
- FOOTRESTS & FLOORBOARDS
- WHEELS & AXLES
- COVERS, LOCKS & GENERAL
- AUDIO, COMMUNICATION & MOUNTS



0640-1788



0640-1785



0640-1786



HANDLEBAR END MIRRORS

- To ensure optimal visibility of the traffic, mirror offers the flexibility of dual adjustable positions that can be continuously adjusted
- Plug-and-play design, mirrors can be easily mounted on your motorcycle and adjusted to your personal, ergonomic needs
- Features a universal clamp, the mirror is suitable for most models and offers simple and secure attachment
- Delicate look ensures that the mirror blends seamlessly into the overall design of the vehicle without being obtrusive
- Simple and space-saving installation directly on the handlebar end, for optimal visibility without impairment
- Offers an optimal balance between weight and strength, resulting in improved performance and longevity
- Made of high-strength aluminum, a material known for its exceptional strength, durability and lightness

- Can be used on either the left or right side
- Mirror thickness – 6 mm
- Mirror weight – 600 g
- Symmetrical
- Sold each

BLACK PART #	BLACK/MATTE PART #	DESCRIPTION	BLACK PART #	BLACK/MATTE PART #	DESCRIPTION
0640-1787	0640-1788	Moon	0640-1785	0640-1786	Stratos



0641-0315



0641-0317



0641-0332



0641-0324



0641-0326



0641-0328



0641-0330



0641-0334

DAYTONA MIRROR PLUG BOLTS

- CNC mirror hole plug bolts
- With M10 x 1,25 thread anodized

PART #	DESCRIPTION	PART #	DESCRIPTION	PART #	DESCRIPTION
17 MM X 11 MM		15 MM X 11 MM		15 MM X 11 MM (CONT)	
0641-0313	Black left mirror plug bolt	0641-0331	Black left mirror plug bolt	0641-0321	Red left mirror plug bolt
0641-0314	Black right mirror plug bolt	0641-0332	Black right mirror plug bolt	0641-0322	Red right mirror plug bolt
0641-0315	Gunmetal left mirror plug bolt	0641-0323	Blue left mirror plug bolt	0641-0329	Silver left mirror plug bolt
0641-0316	Gunmetal right mirror plug bolt	0641-0324	Blue right mirror plug bolt	0641-0330	Silver right mirror plug bolt
0641-0319	Orange left mirror plug bolt	0641-0325	Gold left mirror plug bolt	0641-0333	Titanium left mirror plug bolt
0641-0320	Orange right mirror plug bolt	0641-0326	Gold right mirror plug bolt	0641-0334	Titanium right mirror plug bolt
0641-0317	Red left mirror plug bolt	0641-0327	Green left mirror plug bolt		
0641-0318	Red right mirror plug bolt	0641-0328	Green right mirror plug bolt		

All part numbers in **BLUE** are new for 2025.

WINDSHIELDS
& FAIRINGSSADDLEBAGS
& LUGGAGESEATS &
SISSY BARS

EXHAUST

FUEL/AIR
SYSTEMS

ENGINE

TRANSMISSION,
CLUTCH LINE
& DRIVELINEGASKETS
& SEALS

ELECTRICAL

LIGHTING
& LICENSE
PLATESHANDLEBARS,
CONTROLS
& MIRRORS

CABLES

BRAKES &
BRAKE LINESTANKS &
OIL FILTERSDASHES
& GAUGESFRAMES &
SUSPENSION

FENDERS

FOOTRESTS &
FLOORBOARDSWHEELS
& AXLESCOVERS,
LOCKS &
GENERALAUDIO,
COMMUNICATION
& MOUNTS

FEATHERLIGHT CLUTCH CABLES

- Marine-grade stainless steel inner wire that runs through a PTFE liner
- Reduced friction provides a light action, easing pressure on the hand, especially in stop/start traffic and during long rides
- PTFE lining removes the need for lubrication
- "Bird-cage" process is applied to inner wire, allowing solder to penetrate the weave of the cable and making the bond with the nipple much stronger

PART #	DESCRIPTION
0652-2582	For 15-23 Scout, Scout Sixty, Scout Bobber Twenty
0652-2583	For 18-23 Scout Bobber, Scout Bobber Sixty



0652-2582

PART #	DESCRIPTION
0652-2584	For 14-22 Chief, Chieftain, Springfield, Roadmaster



0652-2037



0652-2039



STERLING CHROMITE BLACK PEARL

BRAIDED HIGH EFFICIENCY CLUTCH CABLES

- The industry's highest-quality braid available in two color choices to complement your bike; Sterling Chromite® and Black Pearl braided with real black wire braid
- Braid color and weave match on all Magnum control cables and brake lines
- Coated with a non-yellowing, crystal-clear outer jacket for exceptional protection against scuffing paint or chrome

- All fittings are polished then chrome or black-chrome plated
- Low-effort, high-efficiency cable design
- All cables are factory lubricated for smooth, consistent, long lasting-operation

STERLING CHROMITE®

FITS MODEL	OEM #	STOCK	+51 MM (+2")	+102 MM (+4")	+152 MM (+6")	+203 MM (+8")
For 14-20 Chief/Chieftain/Springfield/Roadmaster	7082130	0652-2036	-	-	0652-2047	0652-2048
For 20-24 Challenger	7082637, 7082863	1132-1513	-	-	1132-1516	-
For 15-24 Scout Sixty	7082099, 7082203	0652-2037	0652-2049	0652-2050	0652-2051	-
For 24 Scout, 18-24 Scout Bobber/ Bobber Twenty/Bobber Sixty	7082318	-	0652-2037	0652-2049	0652-2050	0652-2051

BLACK PEARL

FITS MODEL	OEM #	STOCK	+51 MM (+2")	+102 MM (+4")	+152 MM (+6")	+203 MM (+8")
For 14-20 Chief/Chieftain/Springfield/Roadmaster	7082130	0652-2039	0652-2056	0652-2057	0652-2058	0652-2059
For 20-24 Challenger	7082637, 7082863	1132-1518	1132-1519	1132-1520	1132-1521	1132-1522
For 15-24 Scout Sixty	7082099, 7082203	0652-2040	0652-2060	0652-2061	0652-2062	-
For 24 Scout, 18-24 Scout Bobber/ Bobber Twenty/Bobber Sixty	7082318	0652-2074	0652-2040	0652-2060	0652-2061	0652-2062

All part numbers in **BLUE** are new for 2025.

WINDSHIELDS
& FAIRINGSSADDLEBAGS
& LUGGAGESEATS &
SISSY BARS

EXHAUST

FUEL/AIR
SYSTEMS

ENGINE

TRANSMISSION,
CLUTCH LINE
& DRIVELINEGASKETS
& SEALS


ELECTRICAL

LIGHTING
& LICENSE
PLATESHANDLEBARS,
CONTROLS
& MIRRORS

CABLES

BRAKES &
BRAKE LINESTANKS &
OIL FILTERSDASHES
& GAUGESFRAMES &
SUSPENSION

FENDERS

FOOTRESTS &
FLOORBOARDSWHEELS
& AXLESCOVERS,
LOCKS &
GENERALAUDIO,
COMMUNICATION
& MOUNTS

XR HIGH EFFICIENCY CLUTCH CABLES

- Magnum XR clutch cables offer a great fit and excellent quality at an economical price
- Fitments for Scout, Chief and Challenger models
- Available in stock and plus lengths
- Three color choices; clear-coated stainless with chrome fittings or OE style black vinyl with either chrome or black chrome-plated fittings
- Fittings are polished and chrome or black chrome-plated

- Braided Stainless Steel Cables are coated with a non-yellowing, crystal-clear PVC outer jacket for exceptional protection against scuffing paint or chrome
- Low-effort, high-efficiency cable design for OE type fitment, construction and endurance
- All clutch cables are factory lubricated for smooth, consistent, long lasting operation

STAINLESS STEEL/CHROME

FITS MODEL	OEM #	STOCK LENGTH	STOCK	+51 MM (+2")	+102 MM (+4")	+152 MM (+6")	+203 MM (+8")	+254 MM (+10")
For 14-20 Chief/Chieftain/ Springfield/Roadmaster	7082130	170,5 cm (67 ¹ / ₈ "	1132-1523	1132-1524	1132-1525	1132-1526	1132-1527	-
For 20-24 Challenger	7082637, 7082863	147 cm (57 ⁷ / ₈ "	1132-1534	1132-1535	-	-	-	-
For 15-24 Scout Sixty	7082099, 7082203	170 cm (66 ⁷ / ₈ "	1132-1529	1132-1530	1132-1531	1132-1532	1132-1533	-
For 24 Scout, 18-24 Scout Bobber/ Bobber Twenty/Bobber Sixty	7082318	165 cm (64 ⁷ / ₈ "	1132-1528	1132-1529	1132-1530	1132-1531	1132-1532	1132-1533

BLACK/CHROME

FITS MODEL	OEM #	STOCK LENGTH	STOCK	+51 MM (+2")	+102 MM (+4")	+152 MM (+6")	+203 MM (+8")	+254 MM (+10")
For 14-20 Chief/Chieftain/ Springfield/Roadmaster	7082130	170,5 cm (67 ¹ / ₈ "	1132-1539	1132-1540	-	1132-1542	1132-1543	-
For 20-24 Challenger	7082637, 7082863	147 cm (57 ⁷ / ₈ "	1132-1550	1132-1551	-	-	1132-1554	-
For 15-24 Scout Sixty	7082099, 7082203	170 cm (66 ⁷ / ₈ "	1132-1545	1132-1546	1132-1547	1132-1548	1132-1549	-
For 24 Scout, 18-24 Scout Bobber/ Bobber Twenty/Bobber Sixty	7082318	165 cm (64 ⁷ / ₈ "	1132-1544	1132-1545	1132-1546	1132-1547	1132-1548	1132-1549

BLACK/BLACK

FITS MODEL	OEM #	STOCK LENGTH	STOCK	+51 MM (+2")	+102 MM (+4")	+152 MM (+6")	+203 MM (+8")	+254 MM (+10")
For 14-20 Chief/Chieftain/ Springfield/Roadmaster	7082130	170,5 cm (67 ¹ / ₈ "	1132-1555	1132-1556	1132-1557	1132-1558	1132-1559	-
For 20-24 Challenger	7082637, 7082863	147 cm (57 ⁷ / ₈ "	-	1132-1567	1132-1568	1132-1569	1132-1570	-
For 15-24 Scout Sixty	7082099, 7082203	170 cm (66 ⁷ / ₈ "	1132-1561	-	1132-1563	1132-1564	1132-1565	-
For 24 Scout, 18-24 Scout Bobber/ Bobber Twenty/Bobber Sixty	7082318	165 cm (64 ⁷ / ₈ "	1132-1560	1132-1561	-	1132-1563	1132-1564	1132-1565

All part numbers in **BLUE** are new for 2025.



Stainless Steel



Black Vinyl



CLUTCH CABLES

- Barnett cables are smooth-working, long-lasting and made with the finest components available, making them virtually indestructible
- Stainless steel cables with clear coating offer that custom look without the fear of damaging areas that the cables come in contact with
- Black vinyl cables are available with standard nylon-lined, PVC-coated casings

FITS MODEL	DESCRIPTION	STAINLESS STEEL PART #	BLACK VINYL PART #
For 14-21 Chief/Chieftain/Roadmaster/Springfield	Std.	0652-2934	0652-2936
	+15 cm (6")	0652-2935	0652-1970
For 15-23 Scout	Std.	0652-1975	0652-1973
	+15 cm (6")	-	0652-1974



Black vinyl/stainless kit



Midnight kit



HANDLEBAR CABLE KITS

- Take "cable calculation" headaches out of swapping handlebars
- Kit includes the correct length brake/clutch lines to complete a handlebar swap; electrical wire extensions not included
- Black vinyl/stainless kit includes black vinyl clutch line and black stainless brake lines with chrome fittings, banjo bolts and crush washers

- The midnight kit includes stainless steel brake lines and clutch lines covered in a black smoke-tinted coating with pure black fittings throughout; lines appear graphite or carbon fiber in appearance providing that ultra-custom look and the black fittings seamlessly blend with blacked-out controls and covers on the bike

BLACK VINYL/STAINLESS BRAIDED KITS AND COMPONENTS	
DESCRIPTION	CABLE KIT
FOR 15-24 SCOUT/SCOUT SIXTY/SCOUT BOBBER W/O ABS	
For use w/ 30,5 cm - 35,5 cm handlebars (12"-14")	0662-0458

MIDNIGHT BRAIDED KITS AND COMPONENTS	
DESCRIPTION	CABLE KIT
FOR 15-24 SCOUT/SCOUT SIXTY/SCOUT BOBBER W/O ABS	
For use w/ 30,5 cm - 35,5 cm handlebars (12"-14")	0662-0459

All part numbers in **BLUE** are new for 2025.

WINDSHIELDS
& FAIRINGSSADDLEBAGS
& LUGGAGESEATS &
SISSY BARS

EXHAUST

FUEL/AIR
SYSTEMS

ENGINE

TRANSMISSION,
CLUTCH LINE
& DRIVELINEGASKETS
& SEALS

ELECTRICAL

LIGHTING
& LICENSE
PLATESHANDLEBARS,
CONTROLS
& MIRRORS

CABLES

BRAKES &
BRAKE LINESTANKS &
OIL FILTERSDASHES
& GAUGESFRAMES &
SUSPENSION

FENDERS

FOOTRESTS &
FLOORBOARDSWHEELS
& AXLESCOVERS,
LOCKS &
GENERALAUDIO,
COMMUNICATION
& MOUNTS

WINDSHIELDS
& FAIRINGSSADDLEBAGS
& LUGGAGESEATS &
SISSY BARS

EXHAUST

FUEL/AIR
SYSTEMS

ENGINE

TRANSMISSION,
CLUTCH LINE
& DRIVELINEGASKETS
& SEALS

ELECTRICAL

LIGHTING
& LICENSE
PLATESHANDLEBARS,
CONTROLS
& MIRRORS


CABLES

BRAKES &
BRAKE LINESTANKS &
OIL FILTERSDASHES
& GAUGESFRAMES &
SUSPENSION

FENDERS

FOOTRESTS &
FLOORBOARDSWHEELS
& AXLESCOVERS,
LOCKS &
GENERALAUDIO,
COMMUNICATION
& MOUNTS

1710-4117


**CUBIQ® BRAKE ROTORS**

- Named after the crystal steel molecules, the Cubiq® brake rotor combines state-of-the-art technology with modern design
- Rotor shape promotes uniform brake pad wear - the same contact surface between the pad and disc every revolution generates regular wear
- Less unsprung weight (up to 40% lighter than standard round rotors) reduces gyroscopic effect and improves the maneuverability of the motorcycle
- Increased perimeter surface design generates more cooling surface around the rotor for better temperature dissipation
- Available in fixed (solid mount) or floating designs
- Sold each

NOTE: For maximum braking performance and rotor longevity, Galfer recommends using Galfer brake pads with Galfer rotors. See page 147 for Galfer brake pads.

FITS MODEL	STYLE	PART #	FITS MODEL	STYLE	PART #
14-23 Chief (all)	Front/rear, floating	1710-4117	15-20 Roadmaster	Front/rear, floating	1710-4117
14-24 Chieftain (all)	Front/rear, floating	1710-4117	16-20 Springfield	Front/rear, floating	1710-4117

1710-3633

**WAVE® BRAKE ROTORS**

- Made from 420 high-carbon stainless Tier 1 steel
- Laser cut, never stamped
- Every rotor is individually heat-treated and double-disc parallel ground to assure perfect flatness
- Wave® design allows for lower operating temperatures in extreme use conditions
- Wave design is lighter than the stock round rotor design
- Sold each

NOTE: For maximum braking performance and rotor longevity, Galfer recommends using Galfer brake pads with Galfer rotors. See page 147 for Galfer brake pads.

FITS MODEL	DESCRIPTION	PART #	FITS MODEL	DESCRIPTION	PART #
14-23 Chief (all)	Front/rear, floating	1710-3633	16-20 Springfield	Front/rear, floating	1710-3633
14-23 Chieftain (all)	Front/rear, floating	1710-3633	15-23 Scout/Scout Sixty, 18-23 Scout	Front/rear, fixed	1710-4241
15-23 Roadmaster	Front/rear, floating	1710-3633	Bobber/Bobber Sixty/Bobber Twenty	Front/rear, floating	1710-4242


1710-4239

**ROUND ROTORS**


- Classic look and has more braking power than the original disc
- Low working temperature and less tendency to warp
- Excellent resistance to corrosion
- Stainless steel high carbon content
- Floating discs are made from anodized or chromed high-resistance aluminum (7075 T6-6082) or stainless steel (AISI 420) carrier

FITS MODEL	DESCRIPTION	PART #	FITS MODEL	DESCRIPTION	PART #
11-24 Chief (all)	Front/rear, floating	1710-4239	15-20 Roadmaster	Front/rear, floating	1710-4239
14-24 Chieftain (all)	Front/rear, floating	1710-4239	16-20 Springfield	Front/rear, floating	1710-4239

All part numbers in **BLUE** are new for 2025.



Flame Front



Halo Front

REPLACEMENT FLAME AND HALO ROTORS

FLAME SERIES ROTORS

- Bolt-on performance upgrade
- Flame design ensures optimal heat dissipation and a perfect cleaning of the brake pad surface
- Durable, premium-quality stainless steel outer ring, mounted with lightweight stainless floaters
- Precision double-ground for excellent rider feedback, eliminating any pulsation at the lever
- Equal brake pad contact throughout entire rotation of disc ensures linear braking action
- CNC-machined 6082 billet aluminum, black anodized carrier is lightweight and strong
- Can be used with any type of brake pad
- Fixed design unless noted
- Sold each

HALO SERIES ROTORS

- A new standard in aftermarket circular-round brake rotors
- Durable, premium quality stainless steel outer ring is laser-cut and precision-ground
- Carrier is crafted from CNC-machined billet aircraft aluminum, black anodized and laser marked
- Venting holes are sized and positioned exactly to ensure equal heat dispersion, even under high thermal stress, while the brake pad contact surface stays clean
- Lightweight stainless steel floaters complete the package
- Halo front floating rotors are left and right, unless noted
- Sold each


FITS MODEL	FLAME LEFT FRONT ROTOR PART #	FLAME RIGHT FRONT ROTOR PART #	FLAME REAR ROTOR PART #	HALO LEFT FRONT ROTOR PART #	HALO RIGHT FRONT ROTOR PART #	HALO REAR ROTOR PART #
14-24 Chieftain	1710-1805 ¹	1710-1829 ¹	-	-	-	-
15-24 Roadmaster	1710-1805 ¹	1710-1829 ¹	-	-	-	-
16-24 Springfield/ Dark Horse	1710-1805 ¹	1710-1829 ¹	-	-	-	-
22-24 Super Chief	1710-1805 ¹	1710-1829 ¹	-	-	-	-
21-24 Vintage	1710-1805 ¹	1710-1829 ¹	-	-	-	-
20-24 Challenger	1710-4616	1710-4617	-	1710-4638	1710-4638	-
22-24 Pursuit	-	-	-	1710-4638	1710-4638	-
23-24 Sport Chief	-	-	-	1710-4638	1710-4638	-
25 Scout 101	-	-	-	1710-4638	1710-4638	-
19-24 FTR1200/ Rally/Sport	1710-4616	1710-4617	1710-4615	1710-4638	1710-4638	1710-4639

¹ Floating disc.

1710-3664



1710-4387



STAINLESS STEEL FLOATING BRAKE ROTORS

- High-quality stainless steel construction with a high carbon content
- Provides strong stopping power in all conditions
- Quiet, vibration-free operation
- Anti-corrosion treatment and high temperature resistance
- Low rotor weight

- Matches OEM rotor dimensions
- Rotors install using OEM hardware
- Floating rotors feature heat-treated stainless steel center hubs
- Listed models require two front discs and one rear disc

FITS MODEL	FRONT PART #	REAR PART #	FITS MODEL	FRONT PART #	REAR PART #
11-13 Chief Blackhawk	1710-3664	-	18 Roadmaster Elite	1710-4387	1710-4387
15-18 Roadmaster Classic	1710-4387	1710-4387			

All part numbers in **BLUE** are new for 2025.

WINDSHIELDS & FAIRINGS

SADDLEBAGS & LUGGAGE

SEATS & SISSY BARS

EXHAUST

FUEL/AIR SYSTEMS

ENGINE

TRANSMISSION, CLUTCH LINE & DRIVELINE

GASKETS & SEALS

ELECTRICAL

LIGHTING & LICENSE PLATES

HANDLEBARS, CONTROLS & MIRRORS

CABLES

BRAKES & BRAKE LINES

TANKS & OIL FILTERS

DASHES & GAUGES

FRAMES & SUSPENSION

FENDERS

FOOTRESTS & FLOORBOARDS

WHEELS & AXLES

COVERS, LOCKS & GENERAL

AUDIO, COMMUNICATION & MOUNTS

WINDSHIELDS & FAIRINGS

SADDLEBAGS & LUGGAGE

SEATS & SISSY BARS

EXHAUST

FUEL/AIR SYSTEMS

ENGINE

TRANSMISSION, CLUTCH LINE & DRIVELINE

GASKETS & SEALS

ELECTRICAL

LIGHTING & LICENSE PLATES

HANDLEBARS, CONTROLS & MIRRORS

CABLES

BRAKES & BRAKE LINES

TANKS & OIL FILTERS

DASHES & GAUGES

FRAMES & SUSPENSION


FENDERS

FOOTRESTS & FLOORBOARDS


WHEELS & AXLES

COVERS, LOCKS & GENERAL

AUDIO, COMMUNICATION & MOUNTS



1710-4199



1710-4197

BRAKE ROTOR APPLICATION CHART

DESCRIPTION	PART #	DESCRIPTION	PART #
FRONT		REAR	
FTR 1200/S/Race Replica/Rally 18-22	1710-2825	FTR 1200/S/Race Rep/Rally 19-22	1710-4200 ¹
16-21 Chief Dark Horse (Nissin Calipers)	1710-4199 ¹	16-21 Chief Dark Horse (Nissin Calipers)	1710-4198 ¹
14-21 Chief Vintage (Nissin Calipers)	1710-4199 ¹	14-21 Chief Vintage (Nissin Calipers)	1710-4198 ¹
14-21 Chieftain (Cast Wheel/Nissin Calipers)	1710-4199 ¹	14-21 Chieftain (Cast Wheel/Nissin Calipers)	1710-4198 ¹
14-23 Chieftain Dark Horse/Limited/Elite (Cast Wheel/Nissin Calipers)	1710-4199 ¹	14-23 Chieftain Dark Horse/Limited/Elite (Cast Wheel/Nissin Calipers)	1710-4198 ¹
15-23 Roadmaster/Dark Horse/Limited (Cast Wheel/Nissin Calipers)	1710-4199 ¹	15-23 Roadmaster/Dark Horse/Limited (Cast Wheel/Nissin Calipers)	1710-4198 ¹
16-23 Springfield	1710-4199 ¹	16-23 Springfield	1710-4198 ¹
19-21 Springfield Elite	1710-4199 ¹	19-21 Springfield Elite	1710-4198 ¹
17-23 Scout	1710-4197 ²	17-23 Scout	1710-4197 ²
18-23 Scout Bobber	1710-4197 ²	18-23 Scout Bobber	1710-4197 ²
15-16 Scout (Cast Wheel/Toso Calipers)	1710-4197 ²	15-16 Scout (Cast Wheel/Toso Calipers)	1710-4197 ²
17-22 Scout Sixty	1710-4197 ²	17-21 Scout Sixty	1710-4197 ²
16 Scout Sixty (Cast Wheel/Toso Calipers)	1710-4197 ²	16 Scout Sixty (Cast Wheel/Toso Calipers)	1710-4197 ²

¹ Not ABE approved.

² X-Series rotor.



1710-4578



ARLEN NESS

FACTORY STYLE REPLACEMENT BRAKE ROTORS

- 2-piece floating brake rotors
- Made from premium stainless steel
- Inner rotor carrier coated in black finish

- 300 mm OEM diameter
- Front brake rotor width: 5 mm
- Rear brake rotor width: 7 mm

PART #	DESCRIPTION	PART #	DESCRIPTION
1710-4578	FOR 14-24 CHIEF/CHIEFTAIN/SPRINGFIELD/ROADMASTER/CHALLENGER/PURSUIT (EXCEPT SCOUT) Front	1710-4579	FOR 14-24 CHIEF/CHIEFTAIN/SPRINGFIELD/ROADMASTER/CHALLENGER/PURSUIT (EXCEPT SCOUT) (CONT) Rear



ARLEN NESS

FLOATING BRAKE ROTOR HARDWARE KIT


- Made from forged stainless steel
- Bolt and bushing are forged into one, giving each full floating bolt head its unique custom shape
- Each bolt is CNC machined into a custom radius shape
- Torque style fastener helps provide proper torque during rotor installation
- Includes five full floating rotor bolts and five spring washers



PART #	DESCRIPTION
2401-1526	For 20-24 Challenger

All part numbers in **BLUE** are new for 2025.

EBC BRAKES



Organic pads



Double-H sintered pads



BRAKE PADS AND SHOES

ORGANIC BRAKE PADS

- The world's #1 selling organic disc brake pads
- EBC Organic brake pads contain Aramid fibers; these are man-made high-performance fibers used widely for their light weight, high strength, abrasion resistance and thermal stability
- Aramid fibers have high strength-to-weight, thermal stability and abrasion resistance to provide advantages over cheaper steel fiber-based products
- Provide excellent stopping power without noise and rotor galling, even on polished rotors
- Fingertip control and strong, predictable brake response

DOUBLE-H SINTERED METAL PADS

- Feature the HH friction rating – the highest in the industry
- Provide maximum brake effect and last twice as long as organic pads

SEMI-SINTERED "V" PADS

- All-new semi-sintered construction containing 30% copper by weight within an organic matrix
- This design has the long life of a sintered pad with the great feel and are more rotor-friendly than the more aggressive sintered pads
- Can be used to replace organic or sintered metal compound pads



Semi-sintered "V" pads

EPFA EXTREME PERFORMANCE BRAKE PADS

- The latest in sintered metal brake pad fusion technology
- Has the highest friction rating possible – 0.6 – for strong, fade-free stopping power
- Pad blend includes molybdenum metal and tungsten additives to enhance friction performance for the life of the pad
- No lead, iron or steel additives; no more rotor outline etching or rotor stiction
- Super-fast bed-in, full friction after 10 to 15 hard stop uses
- Great heat cycle ability

FITS MODEL	ORGANIC PAD PART #	V SEMI SINTERED PART #	HH SINTERED PART #	EPFA EXTREME PART #
FRONT BRAKE PADS				
22-24 Chief/Bobber/Bobber Dark Horse/Super Chief	-	-	FA347HH ¹	-
15-24 Roadmaster/Classic/Elite (Nissin calipers)	-	-	FA347HH ¹	-
14-24 Chieftain (Cast Wheel/Nissin calipers)	-	-	FA347HH ¹	-
14-18 Chief Classic/Vintage (Spoke Wheel/Nissin calipers)	-	-	FA347HH ¹	-
16-24 Chief Dark Horse (Nissin calipers)	-	-	FA347HH ¹	-
11 Chief Blackhawk (Brembo calipers)	FA95 ¹	1721-1450 ¹	FA95HH ¹	1721-1222
11 Chief Blackhawk Dark (Brembo calipers)	FA95 ¹	1721-1450 ¹	FA95HH ¹	1721-1222
11-13 Chief Classic (Brembo calipers)	FA95 ¹	1721-1450 ¹	FA95HH ¹	1721-1222
09-11 Chief Standard (Brembo calipers)	FA95 ¹	1721-1450 ¹	FA95HH ¹	1721-1222
09 Chief Deluxe (Brembo calipers)	FA95 ¹	1721-1450 ¹	FA95HH ¹	1721-1222
09-11 Chief Roadmaster (Brembo calipers)	FA95 ¹	1721-1450 ¹	FA95HH ¹	1721-1222
09-13 Chief Vintage (Brembo calipers)	FA95 ¹	1721-1450 ¹	FA95HH ¹	1721-1222
13 Chief Vintage FE/LE	FA95 ¹	1721-1450 ¹	FA95HH ¹	1721-1222
10-11 Bomber (Brembo Calipers)	FA95 ¹	1721-1450 ¹	FA95HH ¹	1721-1222
10-13 Dark Horse (Brembo calipers)	FA95 ¹	1721-1450 ¹	FA95HH ¹	1721-1222
16-18 Scout 1200 (Cast Wheel/Toso calipers)	1720-0021 ¹	-	FA196HH ¹	1721-2842
16-19 Scout 1200 (Nissin Calipers)	FA209/2 ¹	1721-1415 ¹	FA209/2HH ¹	-
15-16 Scout (Cast Wheel/Toso caliper)	1720-0575	-	-	-
18 Scout Bobber	FA209/2 ¹	1721-1415 ¹	FA209/2HH ¹	-
17-24 Scout Sixty and 19-24 Bobber (Nissin Calipers)	FA209/2 ¹	1721-1415 ¹	FA209/2HH ¹	-
16 Scout Sixty (Cast Wheel/Toso caliper)	1720-0575	-	-	-
All 02-08 models	FA216/3	1721-1416 ¹	1721-0139 ¹	-
All 09 models	FA95 ¹	1721-1450 ¹	FA95HH ¹	1721-1222
REAR BRAKE PADS				
22-24 Chief/Bobber/Bobber Dark Horse/Super Chief	1720-0021 ¹	-	FA196HH ¹	-
15-24 Roadmaster/Classic/Elite (Nissin calipers)	1720-0021 ¹	-	FA196HH ¹	-
14-24 Chieftain (Cast Wheel/Nissin calipers)	1720-0021 ¹	-	FA196HH ¹	-
14-21 Chief Classic/Vintage (Spoke Wheel/Nissin calipers)	1720-0021 ¹	-	FA196HH ¹	-
16-24 Chief Dark Horse (Nissin calipers)	1720-0021 ¹	-	FA196HH ¹	-
16-23 Scout 1200 (Nissin Calipers)	1720-0021 ¹	-	FA196HH ¹	-
19-24 Scout Bobber 1200	-	-	1721-0651	-
17-21 Scout Sixty	-	-	1721-0651	-
All 02-08 models	FA216/3	1721-1416 ¹	1721-0139 ¹	-

¹ ABE approved.

All part numbers in **BLUE** are new for 2025.

dragspecialties.eu / partseurope.eu

WINDSHIELDS
& FAIRINGSSADDLEBAGS
& LUGGAGESEATS &
SISSY BARS

EXHAUST

FUEL/AIR
SYSTEMS

ENGINE

TRANSMISSION,
CLUTCH LINE
& DRIVELINEGASKETS
& SEALS

ELECTRICAL

LIGHTING
& LICENSE
PLATESHANDLEBARS,
CONTROLS
& MIRRORS

CABLES

BRAKES &
BRAKE LINESTANKS &
OIL FILTERSDASHES
& GAUGESFRAMES &
SUSPENSION

FENDERS

FOOTRESTS &
FLOORBOARDSWHEELS
& AXLESCOVERS,
LOCKS &
GENERALAUDIO,
COMMUNICATION
& MOUNTS

WINDSHIELDS
& FAIRINGSSADDLEBAGS
& LUGGAGESEATS &
SISSY BARS

EXHAUST

FUEL/AIR
SYSTEMS

ENGINE

TRANSMISSION,
CLUTCH LINE
& DRIVELINEGASKETS
& SEALS

ELECTRICAL

LIGHTING
& LICENSE
PLATESHANDLEBARS,
CONTROLS
& MIRRORS

CABLES

BRAKES &
BRAKE LINESTANKS &
OIL FILTERSDASHES
& GAUGESFRAMES &
SUSPENSION

FENDERS

FOOTRESTS &
FLOORBOARDSWHEELS
& AXLESCOVERS,
LOCKS &
GENERALAUDIO,
COMMUNICATION
& MOUNTS

Sintered
metalOrganic
aramid fiber

BRAKE PADS

- Sintered metal brake pads are the OEM-type replacement pads for most bikes
- Sintered metal brake pads are proudly made in the U.S.A.; second-to-none in their stopping abilities and wear characteristics, while still providing excellent reduction in noise and dust
- Organic pads with aramid high-performance fibers are the perfect choice for polished or chromed rotors and billet steel rotors

- Both compounds of Drag Specialties brake pads are asbestos-, nickel- and lead-free

NOTE: If you are using aftermarket billet steel rotors, it is recommended you use our Organic pads with aramid high-performance fiber brake pads to avoid damage to them. Sintered pads are not recommended for billet steel rotors as the pad material is too aggressive for those rotors.

FRONT BRAKE PADS

DESCRIPTION	SINTERED METAL	ORGANIC ARAMID FIBER
20-24 Challenger	1721-3373	-
20-24 Challenger Dark Horse (Cast wheels/Brembo calipers)	1721-3373	-
22-24 Challenger Limited, Pursuit Limited (Cast wheels/Brembo calipers)	1721-3373	-
23-24 Challenger Elite (Cast wheels/Brembo calipers)	1721-3373	-
22-23 Chief/Chief Bobber/Chief Bobber Dark Horse/Super Chief	1721-1952	-
22 Super Chief Limited	1721-1952	-
14-18 Chief Classic (Spoke Wheel/Nissin calipers)	1721-1952	-
14-21 Chief Vintage (Spoke Wheel/Nissin calipers)	1721-1952	-
16-23 Chief Dark Horse (Nissin calipers)	1721-1952	-
14-24 Chieftain/Dark Horse/Limited/Elite (Cast Wheel/Nissin calipers)	1721-1952	-
18-23 FTR1200	1721-3373	-
21-22 FTR1200 R Carbon	1721-3373	-
19-23 FTR1200S	1721-3373	-
19-20 FTR1200S Race Replica	1721-3373	-
20-23 FTR1200 Rally	1721-3373	-
22-24 Pursuit Limited/Dark Horse/Elite	1721-3373	-
15-24 Roadmaster/Dark Horse/Limited/Elite (Cast Wheel/Nissin calipers)	1721-1952	-
19-23 Springfield Dark Horse	1721-1952	-
16-23 Springfield	1721-1952	-
17-24 Scout, Scout Sixty, Scout Bobber	1721-1949	1720-0279
15-16 Scout, Scout Sixty (Cast Wheel/Toso calipers)	1721-3025	1720-0646
02-08 (all models)	1721-1360	1720-0209

REAR BRAKE PADS

DESCRIPTION	SINTERED METAL	ORGANIC ARAMID FIBER
20-24 Challenger/Dark Horse/Limited/Elite	1721-1948	1720-0278
22-24 Pursuit/Icon/Dark Horse/Limited	1721-1948	1720-0278
22-23 Chief/Chief Bobber/Chief Bobber Dark Horse/Super Chief	1721-1948	1720-0278
14-18 Chief Classic (Spoke Wheel/Nissin calipers)	1721-1948	1720-0278
16-19 Chief Dark Horse (Nissin calipers)	1721-1948	1720-0278
14-21 Chief Vintage (Spoke Wheel/Nissin calipers)	1721-1948	1720-0278
14-24 Chieftain/Dark Horse/Limited/Elite (Cast Wheel/Nissin calipers)	1721-1948	1720-0278
15-24 Roadmaster/Dark Horse/Limited/Elite (Cast Wheel/Nissin calipers)	1721-1948	1720-0278
22-24 Scout Rogue/Rogue Sixty	1721-3372	-
17-24 Scout/Scout Sixty	1721-3372	-
15-16 Scout, Scout Sixty (Cast Wheel/Toso calipers)	1721-1948	1720-0278
19-24 Scout Bobber/Scout Bobber Twenty	1721-3372	-
21-24 Scout Bobber Sixty	1721-3372	-
02-08 (all models)	1721-1360	1720-0209

All part numbers in **BLUE** are new for 2025.

dragspecialties.eu / partseurope.eu



1721-2343



1722-0795



BRAKE PADS

SEMI-METALLIC CARBON (1054)

- Great feel and modulation for OEM brake pad replacement
- Long-lasting brake pad and very little rotor wear
- Good in wet and/or dry conditions
- Overall a very versatile brake pad compound for almost every need
- GG Rated

HH SINTERED (1370/1371)

- For moderately aggressive everyday or sport street riding
- Advanced ceramic composites ready to withstand higher temperatures than regular semi-metallic carbon brake pads
- HH friction-rated compounds deliver excellent feel and modulation
- Great heat recovery and easy on rotor discs
- Developed for aggressive street riding and sport touring, great choice for heavier street bike

HH SINTERED CERAMIC (1375)

- For moderately aggressive everyday and sport street riding
- Ceramic-coated backing plate to assist with temperature management and dissipate heat
- Advanced ceramic composites ready to withstand higher temperatures than regular semi-metallic carbon brake pads
- HH friction-rated compounds deliver excellent feel and modulation
- Capable of handling almost any type of riding you throw at them
- Brake pads do not fade
- Performance street, track days, canyon riding, amateur racing

FITS MODEL	FRONT COMPOUND TYPE	FRONT PART #	REAR COMPOUND TYPE	REAR PART #
17-23 Roadmaster	HH Sintered Ceramic	1721-2343	-	-
15-17 Roadmaster	Semi-metallic Carbon	1721-2342	-	-
	Semi-metallic Carbon	1721-2347	-	-
17-23 Springfield	Sintered Ceramic	1721-2343	-	-
16 Springfield	Semi-metallic Carbon	1721-2342	-	-
	Semi-metallic Carbon	1721-2347	-	-
14-16 Chieftain all	Semi-metallic Carbon	1721-2347	-	-
09-13 Chief	Semi-metallic Carbon	1721-2372	Semi-metallic Carbon	1721-2372
	HH Sintered	1721-3057	-	-
	HH Sintered Ceramic	1721-2343	-	-
14-23 Chief	HH Sintered	1721-3202	-	-
	Semi-metallic Carbon	1721-3538	-	-
15-16 Scout	HH Sintered	1721-2326	Semi-metallic Carbon	1722-0795
15-23 Scout/Scout Sixty/Bobber	HH Sintered	1721-2326	-	-
	Semi-metallic Carbon	1721-2946	-	-
18-23 Scout FTR	HH Sintered Ceramic	1722-0798	-	-
20-23 Challenger Dark Horse	HH Sintered	1721-2327	-	-
19-23 FTR1200/R/S	HH Sintered	1721-2327	Semi-metallic Carbon	1721-2959
	HH Sinter Sport	1721-2328	HH Sintered	1721-3053
	HH Sintered Ceramic	1721-2943	HH Sintered	1721-3203
	HH Sintered Ceramic	1721-2969	-	-

All part numbers in **BLUE** are new for 2025.



1721-2943

SINTERED RACING COMPOUND (1375R)

- Designed for the quick temperature changes of Superbike racing from corner to corner
- Fast recovery from long and heavy brake applications in race conditions
- Strong, consistent feel and modulation during the race
- Easy on rotors, no excessive material build up or rotor wear
- HH rated compound with ceramic and carbon sintered fibers
- Race use only, not suitable for street or recreational use
- Tested and used by Moto GP and MotoAmerica athletes

WINDSHIELDS & FAIRINGS

SADDLEBAGS & LUGGAGE

SEATS & SISSY BARS

EXHAUST

FUEL/AIR SYSTEMS

ENGINE

TRANSMISSION, CLUTCH LINE & DRIVELINE

GASKETS & SEALS

ELECTRICAL

LIGHTING & LICENSE PLATES

HANDLEBARS, CONTROLS & MIRRORS

CABLES

BRAKES & BRAKE LINES

TANKS & OIL FILTERS

DASHES & GAUGES

FRAMES & SUSPENSION

FENDERS

FOOTRESTS & FLOORBOARDS

WHEELS & AXLES

COVERS, LOCKS & GENERAL

AUDIO, COMMUNICATION & MOUNTS

WINDSHIELDS
& FAIRINGSSADDLEBAGS
& LUGGAGESEATS &
SISSY BARS

EXHAUST

FUEL/AIR
SYSTEMS

ENGINE

TRANSMISSION,
CLUTCH LINE
& DRIVELINEGASKETS
& SEALS

ELECTRICAL

LIGHTING
& LICENSE
PLATESHANDLEBARS,
CONTROLS
& MIRRORS

CABLES

BRAKES &
BRAKE LINESTANKS &
OIL FILTERSDASHES
& GAUGESFRAMES &
SUSPENSION

FENDERS

FOOTRESTS &
FLOORBOARDSWHEELS
& AXLESCOVERS,
LOCKS &
GENERALAUDIO,
COMMUNICATION
& MOUNTS

TRW

Lucas

ABE

See chart for details

DISC BRAKE PADS**STANDARD BRAKE PADS**

- Organic pad compound
- Long service life
- Suitable for use with all brake disc types
- Solid brake performance, even in wet conditions



Standard

RQ BRAKE PADS

- Pads have an organic high-performance mix without general type approval
- Characterized by exceptionally good feedback and controllability even at high working temperatures
- In conjunction with their high friction coefficient and extremely low noise emission levels, RQ pads are ideally suited to use in motorsport, scooter racing, carting or carriage driving, indoor trials or in custom brake calipers made by different manufacturers

SV SINTERED METAL BRAKE PADS

- For front brake use ONLY
- Completely metallic sinter pad
- Good performance
- Can be used with nearly any brake disc type
- Should only be used with bikes that were originally equipped with sintered metal brake pads
- Limited race track use; not heat resistant above 400 °C



SV

CRQ HYPER-CARBON BRAKE PADS

- For front brake caliper use ONLY
- Carbon-based racing brake pad
- Greater durability than the SRQ pad
- Low-level pressure required, good friction rate
- Suitable for high-performance sport motorcycle use



CRQ

SH SINTERED METAL BRAKE PADS

- For rear brake use ONLY
- Completely metallic sinter pad
- Good performance
- Can be used with nearly any brake disc type
- Should only be used with bikes that were originally equipped with sintered metal brake pads
- Friction rate is matched to the SV pad



SH

SRT SINTERED ROAD/TRACK PADS

- Premium compound pad with state-of-the-art technology for high durability, performance and ideal modulation (feel)
- Completely metallic sinter pad compound
- Provide stable non-fade performance; excellent choice for track days or club racing
- Compatible with nearly all brake disc types

TRQ TRACK RACING QUALITY BRAKE PADS

- Designed for maximum track performance while being street legal; enjoy a full day on the track and ride home on the same bike
- For front brake caliper use ONLY
- Higher, more stable friction coefficient for greater braking performance
- Optimized direct response characteristics
- Innovative sintering process for exceptional thermal resistance
- Low pad and disc wear

NOTE: ABE approved unless noted.

NOTE: All brake pad application PART #s shown are STANDARD compound pads unless noted in chart.

NOTE: Some brake pad applications are available in multiple compound types. To see if additional brake pad compound type is available for your application, check your brake pad PART # in the cross-reference charts provided.

FITS MODEL	FRONT BRAKE PAD PART #	REAR BRAKE PAD PART #
Challenger Dark Horse ABS 20-	-	1722-0467
Challenger Dark Horse Limited ABS 20-	-	1722-0467
Chief Blackhawk 10-13	-	1722-0369
Chief Bomber 10-13	-	1722-0369
Chief Classic 10-13	-	1722-0369
Chief Classic ABS 14-17	1722-0462	-
Chief Classic ABS 18-22	1722-0565	1722-0467
Chief Dark Horse 10-13	-	1722-0369
Chief Dark Horse ABS 14-17	1722-0462	-
Chief Dark Horse ABS 18-22	1722-0565	1722-0467

FITS MODEL	FRONT BRAKE PAD PART #	REAR BRAKE PAD PART #
Chief Deluxe 09-13	-	1722-0369
Chief Roadmaster 09-13	-	1722-0369
Chief Standard 09-13	-	1722-0369
Chief Vintage 09-13	-	1722-0369
Chief Vintage ABS 17-	1722-0565	1722-0467
Chieftan ABS 14-16	1722-0462	-
Roadmaster ABS 15-16	1722-0565	1722-0467
Scout Sixty ABS 17-	1722-0511	1720-0166
Scout ABS 17-	1722-0511	1720-0166
Scout Bobber ABS 18-	1722-0511	1720-0166

All part numbers in **BLUE** are new for 2025.

dragspecialties.eu / partseurope.eu



Lucas



DISC BRAKE PADS (CONT)

See chart for details

TRW TO PARTS EUROPE BRAKE PAD PART # CROSS-REFERENCE

TRW PAD STYLE #	STANDARD PAD PART #	SV PAD PART #	SH PAD PART #	CRQ PAD PART #	SRT PAD PART #	TRQ PAD PART #
MCB 19	1722-0369	-	-	-	-	-
MCB 540	-	1721-1028	-	1721-1026 ^{1, 2}	-	1721-3174 ¹
MCB 595	1722-0462	1721-1053	-	-	-	-
MCB 599	1722-0467	-	1721-1057	-	-	-
MCB 671	1722-0511	1721-1098	1721-1097	-	-	-
MCB 672	1720-0166	-	-	-	-	-
MCB 683	1722-0522	1721-1113	-	1721-1111 ^{1, 2}	-	-
MCB 704	1722-0544	1721-1124	-	-	-	-
MCB 737	1722-0565	1721-1139	-	-	- ¹	1721-3185 ¹
MCB 792	-	-	-	-	-	1721-3190 ¹

¹ Not ABE approved.² WARNING: SCR/CRQ pads are for Race/Track only; not for street use. These pads are for Race/Track use only. Any other use could result in death or serious injury.

1721-1745



BRAKE PADS

- SBS brake pads feature asbestos-free brakes using patented Unified Composite Technology (UCT)
- UCT technology completely blends all brake pad materials into a balanced, unified pad
- This balance ensures no hot spots, glazing, premature fading or excessive rotor wear
- The result is powerful, fade-free braking performance, even in extreme conditions

EXCEL SINTERED BRAKE PADS (HS/LS)

- The right choice for modern sportbikes and big touring bikes
- OE-replacement or upgrade choice when replacing sintered metal pads
- Class-leading HH friction rating was developed in racing, then tuned for street use
- Front (HS) and rear (LS) compounds for correct brake balance
- Compounds formulated for low wear and high performance
- Leading noise-reducing technology for the lowest risk of noise

FITS MODEL	EXCEL SINTERED PART #	CERAMIC ORGANIC PART #
FRONT BRAKE PADS		
19-24 FTR 1200	1721-1745	-
17-24 Scout/Sixty/Bobber	-	1720-1002
15-16 Scout/Sixty	1721-2306	-
14-24 Chief, all models (Spoke Wheel/Nissin calipers)	1721-3343	1720-0906 ²
16-24 Chief Dark Horse (Nissin calipers)	1721-3343	1720-0906 ¹
14-24 Chieftain (Cast Wheel/Nissin calipers)	1721-3343	1720-0906 ¹
15-24 Roadmaster (Cast Wheel/Nissin calipers)	1721-3343	1720-0906 ¹
16-24 Springfield/Dark Horse	1721-3343	1720-0906 ¹
20-24 Challenger	1721-1745	-



1720-0997

CERAMIC ORGANIC BRAKE PADS (HF)

- OE replacement pad for bikes with non-sintered pads
- Designed for general-purpose street and cruising use
- Ceramic compound gives long life to both the pads and rotors
- Excellent, consistent performance in wet and dry conditions
- NUCAP NRS-bonding secures the highest possible performance and quality

FITS MODEL	EXCEL SINTERED PART #	CERAMIC ORGANIC PART #
REAR BRAKE PADS		
19-24 FTR 1200	1722-0712	-
17-24 Scout/Sixty/Bobber	1721-3322	1720-0942
15-16 Scout/Sixty	1721-2307	-
16-24 Chief Dark Horse (Nissin calipers)	1721-3321	1720-0997
14-24 Chieftain (Cast Wheel/Nissin calipers)	1721-3321	1720-0997
14-24 Chief (all)	1721-3321	1720-0997
15-24 Roadmaster (Cast Wheel/Nissin calipers)	1721-3321	1720-0997
16-24 Springfield/Dark Horse	1721-3321	1720-0997

¹ Requires two sets.² Requires two sets (except on Bobber models).All part numbers in **BLUE** are new for 2025.WINDSHIELDS
& FAIRINGSSADDLEBAGS
& LUGGAGESEATS &
SISSY BARS

EXHAUST

FUEL/AIR
SYSTEMS

ENGINE

TRANSMISSION,
CLUTCH LINE
& DRIVELINEGASKETS
& SEALS

ELECTRICAL

LIGHTING
& LICENSE
PLATESHANDLEBARS,
CONTROLS
& MIRRORS

CABLES

BRAKES &
BRAKE LINESTANKS &
OIL FILTERSDASHES
& GAUGESFRAMES &
SUSPENSION

FENDERS

FOOTRESTS &
FLOORBOARDSWHEELS
& AXLESCOVERS,
LOCKS &
GENERALAUDIO,
COMMUNICATION
& MOUNTS

WINDSHIELDS & FAIRINGS

SADDLEBAGS & LUGGAGE

SEATS & SISSY BARS

EXHAUST

FUEL/AIR SYSTEMS

ENGINE

TRANSMISSION, CLUTCH LINE & DRIVELINE

GASKETS & SEALS

ELECTRICAL

LIGHTING & LICENSE PLATES

HANDLEBARS, CONTROLS & MIRRORS

CABLES

BRAKES & BRAKE LINES

TANKS & OIL FILTERS

DASHES & GAUGES

FRAMES & SUSPENSION

FENDERS

FOOTRESTS & FLOORBOARDS

WHEELS & AXLES

COVERS, LOCKS & GENERAL

AUDIO, COMMUNICATION & MOUNTS



See chart for details



DP Sintered



SDP Sort HH+

DP BRAKES

THE ORIGINAL SINTERED BRAKES

- DP Brakes brake pads are designed with sintered metal compounds to give your bike high-tech performance in all conditions
- Pads have a quick break-in period so you get maximum performance fast
- DP Brakes design and materials ensure consistent hard stops and fade-free performance
- Sintered metal compounds outlast more conventional organic or aramid fiber pads

STANDARD SINTERED METAL BRAKE PADS

- GG friction-rated and made with DP Brakes' proven sintered metal material
- Gray-colored aluminum oxide-based ceramic material on rear of backing plate keeps heat away from caliper piston and fluid in extreme conditions for fade-free performance
- Pad compound gives equal performance in wet or dry conditions
- Ideal replacement for street and touring machines where durability is the prime requirement
- No brake fade

SPORT HH+ SUPERSPORT PADS

- Powerful, industry-high HH+ friction rating with no mileage penalty
- High-tech ceramic heat shield eliminates brake fade
- Dust-free compound design
- Quick break-in so you get maximum braking ability fast
- For front wheel use only

FITS MODEL	STANDARD PAD PART #	SPORT HH+ PAD PART #
FRONT BRAKE PADS		
15-24 Roadmaster (Cast Wheel/Nissin calipers)	1721-2560 ¹	SDP-922HH
14-23 Chieftain (Cast Wheel/Nissin calipers)	1721-2560 ¹	SDP-922HH
14-20 Chief Classic/Vintage (Spoke Wheel/Nissin calipers)	1721-2560 ¹	SDP-922HH
14-23 Chief Dark Horse (Nissin calipers)	1721-2560 ¹	SDP-922HH
10-11 Bomber (Brembo Calipers)	1721-1927 ¹	SDP-911HH
02-08 All models	1721-1927 ¹	SDP-911HH
REAR BRAKE PADS		
20-24 Challenger, 22-24 Pursuit	DP-118 ¹	1721-3575
22-24 Chief/Chief Bobber	DP-118 ¹	1721-3575
22-24 Chief Bobber Dark Horse	DP-118 ¹	1721-3575
22-24 Chief Dark Horse	DP-118 ¹	1721-3575
22-24 Super Chief, 22-23 Super Chief LTD	DP-118 ¹	1721-3575
14-24 Chieftain, 20-24 Chieftain Dark Horse/LTD	DP-118 ¹	1721-3575
16-24 Springfield, 20-24 Springfield Dark Horse	DP-118 ¹	1721-3575

FITS MODEL	STANDARD PAD PART #	SPORT HH+ PAD PART #
REAR BRAKE PADS (CONT)		
15-24 Roadmaster (Cast Wheel/Nissin calipers)	DP-118 ¹	1721-3575
09-11 Chief Roadmaster (Brembo calipers)	DP-701 ¹	-
14-24 Chieftain (Cast Wheel/Nissin calipers)	DP-118 ¹	1721-3575
14-20 Chief Classic/Vintage (Spoke Wheel/Nissin calipers)	DP-118 ¹	1721-3575
16-24 Chief Dark Horse (Nissin calipers)	DP-118 ¹	1721-3575
09-13 Chief Classic/Standard/Deluxe/Vintage/FE/LE (Brembo calipers)	DP-701 ¹	-
10-13 Dark Horse (Brembo calipers)	DP-701 ¹	-
11 Chief Blackhawk/Blackhawk Dark (Brembo calipers)	DP-701 ¹	-
10-11 Bomber (Brembo Calipers)	DP-701 ¹	-
18-20 Scout Bobber	1721-2729	-
17-21 Scout/Scout Sixty/Scout Bobber (Nissin calipers)	1721-2729	-
09 All models	DP-701 ¹	-
02-08 All models	1721-1927 ¹	SDP-911HH

¹ ABE approved.

All part numbers in **BLUE** are new for 2025.



XR STAINLESS DOT FRONT BRAKE LINE KITS

- XR Stainless DOT brake lines offer a great fit and excellent quality at an economical price
- Manufactured with an enhanced construction for great braking response and durability
- Two color choices: clear-coated stainless steel with chrome fittings or OE-style black coated stainless steel with black chrome fittings
- Available in stock and plus lengths to fit most ABS or non-ABS Scout, Chief ABS and Challenger ABS models
- E-Z Align rotating line fittings for perfect no-kink fitments
- Fittings are highly polished and chrome or black chrome-plated

- Inner PTFE tubing braided with XR Stainless Steel reinforcement embedded in a tough Nylon outer jacket offers exceptional protection for paint or chrome
- Brazed construction eliminates leaks and alignment problems

NOTE: Complete kits contain brake line assemblies to connect the caliper(s) to the master cylinder.

NOTE: All non-ABS kits are complete kits.

NOTE: ABS Upper kits contain a brake line assembly to connect the ABS controller or lower brake line assembly to the master cylinder. A lower brake line assembly is not required.

STAINLESS W/ CHROME FITTINGS

FITS MODEL	OEM #	STOCK	+51 MM (+2")	+102 MM (+4")	+152 MM (+6")	+203 MM (+8")
ABS UPPER BRAKE LINES						
For 20-24 Chieftain/Springfield/Vintage	1913689	-	1741-6177	1741-6178	-	-
For 15-19 Chief/Chieftain/Springfield/Roadmaster/Vintage	1912040/1912487	1741-6174	-	-	1741-6177	1741-6178
NON-ABS BRAKE LINES						
For 15-24 Scout/Scout Sixty	1912581/1912666	-	1741-6185	-	-	-
For 18-24 Scout Bobber/Bobber Twenty/Bobber Sixty	1913356/1913375, 1912900	-	-	1741-6185	-	-

BLACK W/ BLACK FITTINGS

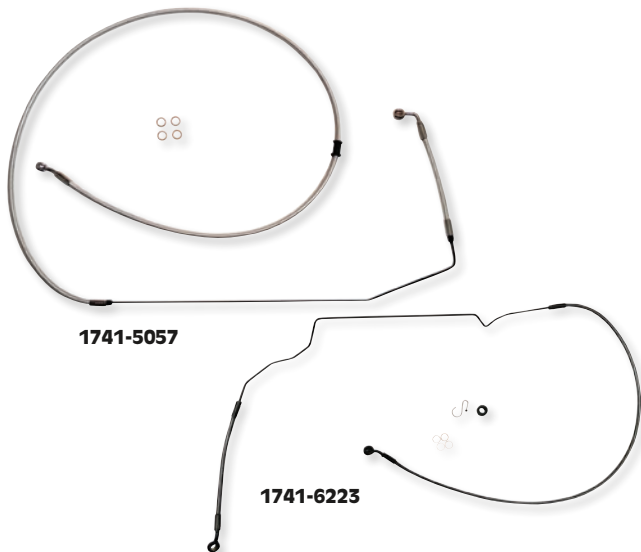
FITS MODEL	OEM #	STOCK	+51 MM (+2")	+102 MM (+4")	+152 MM (+6")	+203 MM (+8")	+254 MM (+10")
ABS UPPER BRAKE LINES							
For 20-24 Chieftain/Springfield/Vintage	1913689	1741-6198	1741-6199	1741-6200	-	-	-
For 15-19 Chief/Chieftain/Springfield/Roadmaster/Vintage	1912040/1912487	-	-	1741-6198	1741-6199	1741-6200	-
For 20-24 Challenger	1913248/1913851	-	1741-6202	-	1741-6204	-	-
For 18-24 Scout/Scout Sixty	1913334 (upper only)	1741-6191	-	-	1741-6194	1741-6195	-
For 18-24 Scout Bobber/Bobber Twenty/Bobber Sixty	1913335 (upper only)	1741-6190	1741-6191	-	-	1741-6194	1741-6195
NON-ABS BRAKE LINES							
For 15-24 Scout/Scout Sixty	1912581/1912666	1741-6206	1741-6207	1741-6208	-	1741-6210	-
For 18-24 Scout Bobber/Bobber Twenty/Bobber Sixty	1913356/1913375, 1912900	-	1741-6206	1741-6207	1741-6208	-	1741-6210

STERLING CHROMITE BLACK PEARL

BRAIDED FRONT ABS BRAKE LINES

- The industry's highest quality braid available in two color choices to complement your bike; Sterling Chromite® and Black Pearl with real black wire braid
- Available in stock and plus lengths for most ABS Chief, Challenger and Scout models
- Inner PTFE tubing braided with aramid fiber greatly reduces line expansion and provides the ultimate in high performance
- E-Z Align rotating line fittings for perfect no-kink fitments
- All fittings are polished and chrome or black chrome-plated
- Braid color and weave match on all Magnum control cables and brake lines
- Crystal-clear outer jacket offers exceptional protection against scuffing paint or chrome and will never discolor
- Brake lines are constructed with PTFE inner tubing, DuPont™ Kevlar® aramid fiber, premium Signature Magnum braids and an outer PVC jacket

DuPont™ and Kevlar® are trademarks or registered trademarks of E.I. du Pont de Nemours and Company.



NOTE: ABS kits contain either an upper brake line assembly to connect the ABS controller to the master cylinder or a lower brake line assembly to connect the controller to the caliper.

NOTE: ABS lower kits are optional and are not required for upper line installation.

BRAIDED FRONT ABS BRAKE LINES continued on next page.

All part numbers in **BLUE** are new for 2025.

WINDSHIELDS
& FAIRINGSSADDLEBAGS
& LUGGAGESEATS &
SISSY BARS

EXHAUST

FUEL/AIR
SYSTEMS

ENGINE

TRANSMISSION,
CLUTCH LINE
& DRIVELINEGASKETS
& SEALS

ELECTRICAL

LIGHTING
& LICENSE
PLATESHANDLEBARS,
CONTROLS
& MIRRORS

CABLES

BRAKES &
BRAKE LINESTANKS &
OIL FILTERSDASHES
& GAUGESFRAMES &
SUSPENSION

FENDERS

FOOTRESTS &
FLOORBOARDSWHEELS
& AXLESCOVERS,
LOCKS &
GENERALAUDIO,
COMMUNICATION
& MOUNTS

BRAIDED FRONT ABS BRAKE LINES (CONT)

STERLING CHROMITE®

FITS MODEL	OEM #	STOCK	+51 MM (+2")	+102 MM (+4")	+152 MM (+6")	+203 MM (+8")	+254 MM (+10")
ABS UPPER BRAKE LINES							
For 20-24 Chieftain/Chieftain Elite/Springfield/ Roadmaster/Vintage	1912040/1913689	-	1741-5056	1741-5057	-	-	-
For 15-19 Chief/Chieftain/Springfield/Roadmaster/Vintage	1912040/1912487	-	-	-	1741-5056	1741-5057	-
For 20-24 Challenger	1913248/1913851	-	1741-6219	1741-6220	1741-6221	1741-6222	-
For 18-24 Scout/Scout Sixty	1913334 (upper only)	1741-6213	1741-6214	1741-6215	1741-6216	1741-6217	-
For 18-24 Scout Bobber/Bobber Sixty/Bobber Twenty	1913335 (upper only)	1741-6212	1741-6213	1741-6214	1741-6215	1741-6216	1741-6217

BLACK PEARL

FITS MODEL	OEM #	STOCK	+51 MM (+2")	+102 MM (+4")	+152 MM (+6")	+203 MM (+8")	+254 MM (+10")
ABS UPPER BRAKE LINES							
For 20-24 Challenger	1913248/1913851	-	1741-6231	1741-6232	1741-6233	1741-6234	-
For 18-24 Scout/Scout Sixty	1913334 (upper only)	1741-6225	1741-6226	-	1741-6228	1741-6229	-
For 18-24 Scout Bobber/Bobber Sixty/Bobber Twenty	1913335 (upper only)	-	1741-6225	1741-6226	-	1741-6228	1741-6229
ABS LOWER BRAKE LINE							
For 18-24 Scout/Scout Sixty/Scout Bobber/ Bobber Twenty/Bobber Sixty	1913335/1913334 (lower only)	1741-6223	-	-	-	-	-



0703-0888

0703-0887



BRAKE BLEEDER CAPS

- Keep brakes clean and free of dirt, sand, mud and other debris
- Sold in 4-pack

PART #	DESCRIPTION	PART #	DESCRIPTION
0703-0888	Blue	0703-0887	Green


Joker
MACHINE

WARRIOR REAR MASTER CYLINDER COVER

- CNC machined from 6061 billet aluminum
- Black anodized finish
- Mounting hardware included
- Easy installation

PART #	DESCRIPTION
1731-0581	For 25 101 Scout, 15-24 Scout



PART #	DESCRIPTION
1731-0614	For 14-17 Indian (except Scout, FTR)

KURYAKYN

REAR MASTER CYLINDER COVER

- Direct replacement for the OEM reservoir cap, with the additional benefit of covering the rear master cylinder and sleeve for an ultra-clean look
- Easy, two-bolt installation
- Durable, die-cast aluminum construction
- Available in chrome finish

All part numbers in **BLUE** are new for 2025.



PERFORMANCE OIL FILTERS

- K&N® delivers a premium oil filter which is built with a synthetic media specifically designed to withstand the high concentrates of synthetic racing oils
- A large filter media provides high-flow rates and outstanding oil filtration to keep your motor running clean and smooth
- Uniform pleated synthetic filter media provides high capacity and outstanding filtration
- Synthetic media allows for the higher-flow rates associated with synthetic and synthetic blended oils
- Protected by a heavy-duty canister and baseplate, with a double-rolled seal

PART #	DESCRIPTION
0712-0654	For 15-22 Chief/Chief Bobber/Super Chief/Chieftain/Roadmaster/Springfield
0712-0654	For 20-22 Challenger/Pursuit



- Check-valve/anti-drain back valve prevents drain-back and dry starts (where applicable)
- Pre-lubed base gasket
- 17 mm hex nut (pre-drilled for safety wire security) allows easy-on, wrench-off removal (where applicable)

PART #	DESCRIPTION
0712-0655	For 15-22 Scout/Sixty, 22 Scout Rogue/Sixty
0712-0655	For 15-22 Scout Bobber/Sixty/Twenty



HIFLOFILTRO® STANDARD OIL FILTERS

- The original Hiflofiltro® factory was founded in 1955 and has been manufacturing filters for the OEM motor industry since 1963
- With the experience of more than five decades, constant research and development and featuring a completely modern production facility, Hiflofiltro offers some of the best quality filters in the world
- Production monitored to ensure OEM or better quality
- Constructed using the best materials available
- One of the broadest ranges of aftermarket coverage

PART #	DESCRIPTION
0712-0503	For 14-24 Chief Classic/Dark Horse/Vintage/Vintage LE/Springfield
0712-0503	For 14-24 Chieftain



0712-0503



0712-0301

PART #	DESCRIPTION
0712-0503	For 15-23 Roadmaster
0712-0503	For 20-24 Challenger, 22-24 Pursuit
0712-0301	For 15-22 Scout/Sixty/Bobber/Rogue



OIL FILTERS

- High-quality spin-on filter
- A dependable replacement for OEM



0712-0479

0712-0480

BLACK	CHROME	BLACK	CHROME
FOR 20-24 CHALLENGER, 22-24 PURSUIT		FOR 15-23 SCOUT, SCOUT SIXTY, SCOUT BOBBER	
0712-0479	0712-0480	0712-0479	0712-0480
FOR 14-22 CHIEF CLASSIC/DARK HORSE/VINTAGE/VINTAGE LE/SPRINGFIELD		FOR 19-20 FTR	
0712-0479	0712-0480	0712-0479	0712-0480
FOR 15-22 ROADMASTER			
0712-0479	0712-0480		

All part numbers in **BLUE** are new for 2025.

WINDSHIELDS & FAIRINGS

SADDLEBAGS & LUGGAGE

SEATS & SISSY BARS

EXHAUST

FUEL/AIR SYSTEMS

ENGINE

TRANSMISSION, CLUTCH LINE & DRIVELINE

GASKETS & SEALS

ELECTRICAL

LIGHTING & LICENSE PLATES

HANDLEBARS, CONTROLS & MIRRORS

CABLES

BRAKES & BRAKE LINES

TANKS & OIL FILTERS

DASHES & GAUGES

FRAMES & SUSPENSION

FENDERS

FOOTRESTS & FLOORBOARDS

WHEELS & AXLES

COVERS, LOCKS & GENERAL

AUDIO, COMMUNICATION & MOUNTS

WINDSHIELDS
& FAIRINGSSADDLEBAGS
& LUGGAGESEATS &
SISSY BARS

EXHAUST

FUEL/AIR
SYSTEMS

ENGINE

TRANSMISSION,
CLUTCH LINE
& DRIVELINEGASKETS
& SEALS

ELECTRICAL

LIGHTING
& LICENSE
PLATESHANDLEBARS,
CONTROLS
& MIRRORS

CABLES

BRAKES &
BRAKE LINESTANKS &
OIL FILTERSDASHES
& GAUGESFRAMES &
SUSPENSION

FENDERS

FOOTRESTS &
FLOORBOARDSWHEELS
& AXLESCOVERS,
LOCKS &
GENERALAUDIO,
COMMUNICATION
& MOUNTS

UNIVERSAL OIL COOLER

- Fully-brazed construction, powdercoated gloss black
- Perfect for the fabricator, customizer and racer
- Same oil cooler that is used in all high-quality Jagg oil cooler systems
- Sold without mounting hardware
- Dimensions: A = Length, B = Width, C = Depth

PART #	DESCRIPTION	DIMENSIONS
0713-0214	10-row w/ 2 mounting tabs and 2 mounting bosses	A: 21 cm, B: 10 cm, C: 3,75 cm (A: 8,25", B: 4,00", C: 1,50")



FRAME CLAMP

- For mounting Jagg's universal oil coolers, custom oil coolers, and many other applications
- Great for mounting anything on tubular frames
- Sold each

PART #	DESCRIPTION
0713-0236	For 25,4 mm (1") dia. frames



KURYAKYN

CHROME OIL COOLER COVER

- Mounts directly over the oil cooler
- Does not restrict airflow
- Simple to install

PART #	DESCRIPTION
0713-0130	For 14-23 Indian (except Challenger, Scout/Scout Sixty/Scout Bobber, FTR)



KURYAKYN

REAR OIL PANEL ACCENT

- Quality die-cast aluminum construction with a chrome finish
- Surrounds the oil filler cap and covers the wrinkle black base of the motor
- Installs using high-strength 3M® VHB™ adhesive

PART #	DESCRIPTION
1011-4536	For 19-23 Indian (except Challenger, Scout and FTR)



All part numbers in **BLUE** are new for 2025.

DAYTONA**DEVA MULTI-FUNCTION GAUGE**

- Speedometer, odometer, engine speed display
- Water, oil and air temperature
- Black ABS housing
- LED indicators
- 8,0 to 18,0 V
- Measures 132 mm L x 58 mm W x 25 mm H



PART #	DESCRIPTION
2210-0588	DEVA multi-functioning gauge

**ASURA MULTI-FUNCTION COMPUTER**

- Functions as speedometer, odometer, clock
- Dual temperature gauge, air and engine
- Oil changing time notification
- LCD indicators
- Measures 120 mm L x 28,5 mm W x 40 mm H
- Waterproof



PART #	DESCRIPTION
2210-0589	Asura multi-function computer

**NANO 2 SPEEDOMETER**

- Km/h and mph selectable
- White LED display for night riding
- Waterproof
- Dimensions: 60 mm L x 40 mm W x 17,5 mm H (2³/₈" x 1⁹/₁₆" x 1¹/₁₆")
- 9V with PP3 battery available separately



PART #	DESCRIPTION
2210-0590	Nano 2 speedometer

**"CUBE" DIGITAL LCD SPEEDOMETER AND TACHOMETER**

- Speedometer: 0 to 399 km/h or 0 to 250 mph
- Voltmeter: 8 to 18V
- 0 to 10.000 rpm or 0 to 20.000 rpm
- Shift-up warning by blinking bar graph
- Odometer: 0 to 99.999 km (mile)
- Trip meter 1 and 2: 0 to 9.999,9 km (mile)
- Aluminum housing, black anodized
- Compact size 50 mm L (1,96") x 50 mm W (1,96") x 25 mm H (0,98")
- Waterproof



PART #	DESCRIPTION
2212-0894	"Cube" digital LCD speedometer and tachometer

All part numbers in **BLUE** are new for 2025.WINDSHIELDS
& FAIRINGSSADDLEBAGS
& LUGGAGESEATS &
SISSY BARS

EXHAUST

FUEL/AIR
SYSTEMS

ENGINE

TRANSMISSION,
CLUTCH LINE
& DRIVELINEGASKETS
& SEALS

ELECTRICAL

LIGHTING
& LICENSE
PLATESHANDLEBARS,
CONTROLS
& MIRRORS

CABLES

BRAKES &
BRAKE LINESTANKS &
OIL FILTERSDASHES
& GAUGESFRAMES &
SUSPENSION

FENDERS

FOOTRESTS &
FLOORBOARDSWHEELS
& AXLESCOVERS,
LOCKS &
GENERALAUDIO,
COMMUNICATION
& MOUNTS

- WINDSHIELDS & FAIRINGS
- SADDLEBAGS & LUGGAGE
- SEATS & SISSY BARS
- EXHAUST
- FUEL/AIR SYSTEMS
- ENGINE
- TRANSMISSION, CLUTCH LINE & DRIVELINE
- GASKETS & SEALS
- ELECTRICAL
- LIGHTING & LICENSE PLATES
- HANDLEBARS, CONTROLS & MIRRORS
- CABLES
- BRAKES & BRAKE LINES
- TANKS & OIL FILTERS
- DASHES & GAUGES
- FRAMES & SUSPENSION
- FENDERS
- FOOTRESTS & FLOORBOARDS
- WHEELS & AXLES
- COVERS, LOCKS & GENERAL
- AUDIO, COMMUNICATION & MOUNTS

DAYTONA



DIGITAL VELONA SPEEDOMETER

- Black LCD display with white LED back light
- Stainless steel housing
- V-shaped bracket included



PART #	DESCRIPTION
2210-0578	Digital Velona speedometer



VELONA-W SPEEDOMETER

- Shows speed up to 200 km/h and rpm up to 9,000
- Control lights for right and left turn signals, high beams and hazard lights
- Black with white letters and white LED back light
- Stainless steel housing (80 mm D)
- Km/h or mph selectable



PART #	DESCRIPTION
2210-0569	Velona-W speedometer



VELONA 80 SPEEDOMETER

- Measures speed and rpm
- LCD readout with multiple functions
- Km/h or mph selectable
- 80 mm matte black body made
- 200 max (km/h or mph depending on user selection) from stainless steel
- V-shaped bracket included



PART #	DESCRIPTION
2210-0570	Velona 80 speedometer



VELONA 60 SPEEDOMETERS

- 60 mm matte black body made from stainless steel
- Measures speeds up to 200 km/h or 200 mph depending on user selection



2210-0572



2210-0574



2210-0575

PART #	DESCRIPTION	PART #	DESCRIPTION	PART #	DESCRIPTION
2210-0572	Black speedometer w/ turn signals	2210-0574	Black speedometer	2210-0575	Polished speedometer



VELONA 48 MM SPEEDOMETER

- 48 mm matte black body made from stainless steel
- Km/h or mph selectable
- 200 max (km/h or mph depending on user selection)
- Three different selectable LED colors for display (white/blue/orange)



PART #	DESCRIPTION
2210-0579	Velona 48 mm speedometer

All part numbers in **BLUE** are new for 2025.

DAYTONA**VELONA 80 TACHOMETER**

- LCD readout with multiple functions
- Simple, two-button operation
- Max rpm of 9,000
- Voltmeter measures 0,0 to 18,0V
- 80 mm matte black body constructed from stainless steel
- V-shaped bracket included



PART #	DESCRIPTION
2211-0190	Velona 80 tachometer

**VELONA 60 TACHOMETERS**

- Stepping motor-driven tachometer
- 0 to 18,0V
- White display LED color
- Shift-up warning with red LED
- 60 mm body constructed from stainless steel

2211-0196



2211-0195



2211-0192

PART #	DESCRIPTION
2211-0196	8000 rpm max, polished
2211-0195	8000 rpm max, black

PART #	DESCRIPTION
2211-0192	9000 rpm max, black



2212-0875



2212-0876

VELONA 48 ANALOG VOLTMETERS

- High quality analog Velona 48 voltmeter for monitoring the battery voltage of the motorcycle
- Stepper motor with precise volt display
- Voltmeter Range: 8,0 to 16,0V
- Battery warning: Low voltage alert by red LED backlight when less than 12V
- Stainless steel housing
- Includes V-shaped bracket

PART #	DESCRIPTION
2212-0875	Clear face

PART #	DESCRIPTION
2212-0876	Red face

VELONA 48 TACHOMETER

- Three different selectable colors for LED display (white/blue/orange)
- Voltmeter range of 0,0-18,0 V
- Shift-up warning with red LED
- 48 mm body constructed from stainless steel

PART #	DESCRIPTION
2211-0199	9,000 rpm max

All part numbers in **BLUE** are new for 2025.WINDSHIELDS
& FAIRINGSSADDLEBAGS
& LUGGAGESEATS &
SISSY BARS

EXHAUST

FUEL/AIR
SYSTEMS

ENGINE

TRANSMISSION,
CLUTCH LINE
& DRIVELINEGASKETS
& SEALS

ELECTRICAL

LIGHTING &
LICENSE
PLATESHANDLEBARS,
CONTROLS
& MIRRORS

CABLES

BRAKES &
BRAKE LINESTANKS &
OIL FILTERSDASHES
& GAUGESFRAMES &
SUSPENSION

FENDERS

FOOTRESTS &
FLOORBOARDSWHEELS
& AXLESCOVERS,
LOCKS &
GENERALAUDIO,
COMMUNICATION
& MOUNTS

- WINDSHIELDS & FAIRINGS
- SADDLEBAGS & LUGGAGE
- SEATS & SISSY BARS
- EXHAUST
- FUEL/AIR SYSTEMS
- ENGINE
- TRANSMISSION, CLUTCH LINE & DRIVELINE
- GASKETS & SEALS
- ELECTRICAL
- LIGHTING & LICENSE PLATES
- HANDLEBARS, CONTROLS & MIRRORS
- CABLES
- BRAKES & BRAKE LINES
- TANKS & OIL FILTERS
- DASHES & GAUGES
- FRAMES & SUSPENSION
- FENDERS
- FOOTRESTS & FLOORBOARDS
- WHEELS & AXLES
- COVERS, LOCKS & GENERAL
- AUDIO, COMMUNICATION & MOUNTS

DAYTONA

OIL TEMPERATURE GAUGE WITH SENSOR

- Extension wire sold separately

PART #	DESCRIPTION
2212-0850	Oil temperature gauge with sensor



PART #	DESCRIPTION
2212-0847	Extension wire (1.200 mm) (1 1/16")

COMPACT VOLTMETER


- Universal voltmeter with LCD display
- Easy-to-mount
- Waterproof
- 42 mm L x 25 mm W x 10,8 mm H



2212-0852



PART #	DESCRIPTION
2212-0851	Compact voltmeter



2212-0855

MICRO INDICATORS

- Constructed of CNC-machined aluminum
- 100% waterproof
- Alpha measure 47 mm L x 14 mm W x 11,7 mm H
- Beta measure 46,8 mm L x 13,8 mm W x 11,5 mm H
- Gamma measure 47 mm L x 12 mm W x 16 mm H

PART #	DESCRIPTION	PART #	DESCRIPTION	PART #	DESCRIPTION
ALPHA		BETA		GAMMA	
2212-0853	Chrome	2212-0855	Chrome	2212-0895	Black
2212-0852	Black	2212-0854	Black		

NANO 2 GEAR SHIFT INDICATOR

- Selectable top gear 4/5/6/7/8
- Shift warning with bar graph
- White LED display at night
- Waterproof
- Dimensions: 60 mm L x 40 mm W x 17,5 mm H (2 3/8" x 1 9/16" x 1 1/16")
- 9V with PP3 battery available separately



PART #	DESCRIPTION
2212-0849	Nano 2 gear shift indicator

All part numbers in **BLUE** are new for 2025.

DAYTONA

VELONA GAUGE REMOTE

- Operates Velona gauges remotely instead of pressing bottom buttons
- For 22,5/25,4 mm handlebars
- Can wire outside or inside handlebars
- Max current capacity of 50mA
- 12 mm wide



PART #	DESCRIPTION
0616-0391	Velona gauge remote

CNC TWO-BUTTON SWITCHES FOR VELONA

- CNC aluminum housing and button
- For 22,2 (7/8") and 25,4 mm (1") handlebars
- Max. current capacity 50mA
- Width measures 12 mm (15/32")
- Wiring outside or inside handlebar possible
- Operates Velona gauges remotely
- Can be used for other purpose if using additional relay



PART #	DESCRIPTION	PART #	DESCRIPTION
2106-0608	Chrome	2106-0606	Black



2212-0837



2212-0840



2212-0857

VELONA GAUGE BRACKETS

- CNC-machined aluminum (unless noted)

PART #	DESCRIPTION	PART #	DESCRIPTION
2212-0842	Anti-vibration center bracket for Velona 60	2212-0839	Combinative bracket for Velona 60, black
2212-0841	Anti-vibration center bracket for Velona 60, 10° bend	2212-0840	Combinative bracket for Velona 60, polished
2212-0843	Anti-vibration left offset bracket for Velona 60, 10° bend	2212-0838	Double meter bracket for Velona 48, black
2212-0844	Anti-vibration, right offset bracket for Velona 60, 10° bend	2212-0836	Meter bracket for Velona 60
2212-0845	Anti-vibration, right offset bracket for Velona 60	2212-0857	U-bracket
2212-0837	Combinative bracket for Velona 48, black		

VELONA 60 U-SHAPED BRACKET

- U-shaped steel bracket easily mounts Velona 60 to a vintage headlight



PART #	DESCRIPTION
2212-0846	Velona 60 U-shaped bracket

AIR TEMPERATURE SENSOR

- Extension wire sold separately

PART #	DESCRIPTION	PART #	DESCRIPTION
2212-0848	Air temperature sensor	2130-0334	3,17 mm (1/8") extension wire



All part numbers in **BLUE** are new for 2025.

WINDSHIELDS & FAIRINGS

SADDLEBAGS & LUGGAGE

SEATS & SISSY BARS

EXHAUST

FUEL/AIR SYSTEMS

ENGINE

TRANSMISSION, CLUTCH LINE & DRIVELINE

GASKETS & SEALS

ELECTRICAL

LIGHTING & LICENSE PLATES

HANDLEBARS, CONTROLS & MIRRORS

CABLES

BRAKES & BRAKE LINES

TANKS & OIL FILTERS

DASHES & GAUGES

FRAMES & SUSPENSION

FENDERS

FOOTRESTS & FLOORBOARDS

WHEELS & AXLES

COVERS, LOCKS & GENERAL

AUDIO, COMMUNICATION & MOUNTS

- WINDSHIELDS & FAIRINGS
- SADDLEBAGS & LUGGAGE
- SEATS & SISSY BARS
- EXHAUST
- FUEL/AIR SYSTEMS
- ENGINE
- TRANSMISSION, CLUTCH LINE & DRIVELINE
- GASKETS & SEALS
- ELECTRICAL
- LIGHTING & LICENSE PLATES
- HANDLEBARS, CONTROLS & MIRRORS
- CABLES
- BRAKES & BRAKE LINES
- TANKS & OIL FILTERS
- DASHES & GAUGES
- FRAMES & SUSPENSION
- FENDERS
- FOOTRESTS & FLOORBOARDS
- WHEELS & AXLES
- COVERS, LOCKS & GENERAL
- AUDIO, COMMUNICATION & MOUNTS

DAYTONA



PROXIMITY SPEED SENSOR

- Non-contact speed sensor
- Can generate electrical pulse signal from most vehicles
- 2.000 mm (78,75") wire length

PART #	DESCRIPTION
2210-0587	Proximity speed sensor



SPEED CONVERTERS

- Available in a variety of styles and wire lengths

PART #	DESCRIPTION	WIRE LENGTH
2210-0581	10 mm D insert	1.280 mm (50")
2210-0582	18 mm D plug connection	1.280 mm (50")
2210-0583	15 mm D insert	1.800 mm (70,8")

PART #	DESCRIPTION	WIRE LENGTH
2210-0584	M12 female thread	1.200 mm (47,2")
2210-0586	Twin signal universal	650 mm (25,5")



RPM PULSE RECTIFIER

- Used to correct unstable or undetectable RPM signal
- Induction wire set sold separately

PART #	DESCRIPTION
2130-0336	Pulse rectifier

PART #	DESCRIPTION
2130-0335	Induction wire set



KURYAKYN

AZTEC STEREO ACCENTS

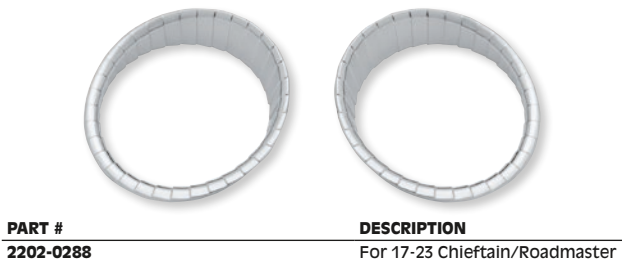
- Bring life to the panel surrounding the Indian Ride Command touchscreen and controls for a completely new look
- Hassle-free installation using high-strength 3M™ VHB™ adhesive
- Durable, injection-molded ABS available in chrome

PART #	DESCRIPTION
4405-0502	For 17-23 Chieftain/Roadmaster

KURYAKYN

AZTEC GAUGE CLUSTER ACCENTS

- Feature a grooved and beveled design that delivers a clean, custom style to the recessed area surrounding the gauges
- Hassle-free installation using high-strength 3M™ VHB™ adhesive
- Durable, injection-molded ABS available in chrome



PART #	DESCRIPTION
2202-0288	For 17-23 Chieftain/Roadmaster

All part numbers in **BLUE** are new for 2025.

WINDSHIELDS & FAIRINGS

SADDLEBAGS & LUGGAGE

SEATS & SISSY BARS

EXHAUST

FUEL/AIR SYSTEMS

ENGINE

TRANSMISSION, CLUTCH LINE & DRIVELINE

GASKETS & SEALS

ELECTRICAL

LIGHTING & LICENSE PLATES

HANDLEBARS, CONTROLS & MIRRORS

CABLES

BRAKES & BRAKE LINES

TANKS & OIL FILTERS

DASHES & GAUGES

FRAMES & SUSPENSION

FENDERS

FOOTRESTS & FLOORBOARDS

WHEELS & AXLES

COVERS, LOCKS & GENERAL

AUDIO, COMMUNICATION & MOUNTS



0505-2114



FREEWAY BARS

- Made from stout 32 mm (1¼") diameter thick-wall steel and with heavy-duty welded flanges
- Constructed for strength and long-lasting good looks
- Available in chrome or black anodized finish

CAUTION: Highway bars are designed for appearance only and may provide only a small amount of protection for the motorcycle. They are not intended to provide bodily protection in any circumstance.

PART #	DESCRIPTION
FOR 15-24 SCOUT	
0505-2113	Chrome


PART #	DESCRIPTION
FOR 15-24 SCOUT (CONT)	
0505-2114	Black



HIDDEN TRAILER HITCHES

- Hitch is hidden when tongue is removed
- Bolt-on installation
- Made from high-tensile steel
- Chrome-plated tongue
- Includes mounting instructions and hardware


PART #	DESCRIPTION
3902-0204	For all 17-24 Indian models (except Scout/FTR)




TRAILER WIRING SUB-HARNESS

- Six-pin Molex plug-and-play motorcycle trailer wiring sub-harness
- No splicing or soldering
- No damage to your factory wiring
- Plugs directly into your factory taillight harness

PART #	DESCRIPTION
3902-0193	For 14-24 Chief/Chieftain



2010-1356



2010-1355



TRAILER ISOLATOR HARNESS

- Five-wire features left, right, brake, turn and ground wire outputs
- Four-wire features a molded flat connector with left/brake, right/brake, run and ground wire outputs

PART #	DESCRIPTION
FOR 14-24 INDIAN MODELS (EXCEPT SCOUT)	
2010-1356	4-wire harness

PART #	DESCRIPTION
FOR 14-24 INDIAN MODELS (EXCEPT SCOUT) (CONT)	
2010-1355	5-wire harness

All part numbers in **BLUE** are new for 2025.

WINDSHIELDS & FAIRINGS

SADDLEBAGS & LUGGAGE

SEATS & SISSY BARS

EXHAUST

FUEL/AIR SYSTEMS

ENGINE

TRANSMISSION, CLUTCH LINE & DRIVELINE

GASKETS & SEALS

ELECTRICAL

LIGHTING & LICENSE PLATES

HANDLEBARS, CONTROLS & MIRRORS

CABLES

BRAKES & BRAKE LINES

TANKS & OIL FILTERS

DASHES & GAUGES

FRAMES & SUSPENSION

FENDERS

FOOTRESTS & FLOORBOARDS

WHEELS & AXLES

COVERS, LOCKS & GENERAL

AUDIO, COMMUNICATION & MOUNTS

KURYAKYN

CHIN FAIRING

- Clean up the lower front end of the frame by covering the oil filter, voltage regulator and exposed wiring
- Made from durable, high-impact injection-molded ABS and includes steel mounting bracket for easy bolt-on installation
- Open grilled design does not restrict airflow
- Installs on Indian Big Twins with or without an oil cooler
- High-impact ABS construction available in chrome



PART #	DESCRIPTION
0504-0315	For 14-23 Indian (except Scout, Scout Sixty, FTR and Challenger)



0504-0433



DEFLEX HEAT SHIELDS

- Redirects hot air from the engine away from your legs so you can focus on the thrill of the ride
- Aid in removing the side covers
- Engineered for both performance and style
- 3M™ VHB™ adhesive for easy installation



0504-0434

- Available in chrome or matte black
- Mounts to side covers
- Doesn't impede leg position
- Sold in pairs

PART #	DESCRIPTION	PART #	DESCRIPTION
0504-0433	FOR 15-24 ROADMASTER, 20-24 ROADMASTER DARK HORSE, 21-24 ROADMASTER LTD, 17-18 ROADMASTER CLASSIC, 18 ROADMASTER ELITE, 16/18 CHIEF, 14-19 CHIEF CLASSIC/VINTAGE, 17-19 CHIEF DARK HORSE, 14-23 CHIEFTAIN, 16-23 CHIEFTAIN DARK HORSE, 17-23 CHIEFTAIN LTD, 22-23 CHIEFTAIN DARK HORSE ICON, 18-20 CHIEFTAIN CLASSIC, 16-24 SPRINGFIELD, 18-24 SPRINGFIELD DARK HORSE	0504-0434	FOR 15-24 ROADMASTER, 20-24 ROADMASTER DARK HORSE, 21-24 ROADMASTER LTD, 17-18 ROADMASTER CLASSIC, 18 ROADMASTER ELITE, 16/18 CHIEF, 14-19 CHIEF CLASSIC/VINTAGE, 17-19 CHIEF DARK HORSE, 14-23 CHIEFTAIN, 16-23 CHIEFTAIN DARK HORSE, 17-23 CHIEFTAIN LTD, 22-23 CHIEFTAIN DARK HORSE ICON, 18-20 CHIEFTAIN CLASSIC, 16-24 SPRINGFIELD, 18-24 SPRINGFIELD DARK HORSE (CONT)
	Chrome		Black

GILLES

REAR STAND HOOK KIT BOLT SETS

- Bolt sets for rear stand lift kits



PART #	DESCRIPTION	PART #	DESCRIPTION
4101-0402	FOR 19-24 FTR 1200/S Bolt set 12x100 mm	4101-0403	FOR 19-24 FTR 1200/S (CONT) Bolt set 20x135 mm



STEERING STEM BEARING KITS

- Designed as a drop-in replacement to upgrade OEM ball-type bearings to taper bearings (where ball-type bearings are used by the OEM)
- Designed as a replacement taper bearing seat (where taper bearings are original equipment)
- Kit comes complete with both upper and lower taper bearing cups and cones and seals (both top and bottom seals are included in most kits)
- Tapered roller bearings decrease maintenance along with less wear and longer life

0410-0192



PART #	DESCRIPTION
0410-0192	For 14-23 Chief Classic/Chief Vintage/Chieftain/Super Chief, 15-22 Roadmaster/Scout/Scout Sixty, 16-22 Springfield
0410-0474	For 19-22 FTR 1200

All part numbers in **BLUE** are new for 2025.



0411-0217



0411-0223



0411-0212

FORK COVER KITS

- Complete 6-piece fork cover kit in black with the lower covers made of aluminum or with bellows
- With this kit you cover the fork tubes above, between and below the fork bridges, if the original mask and the original turn signals including holders are removed
- This covers the fork tubes and the entire fork appears bulkier and completely black
- This fork cover kit can be used with the Original Equipment front fender or custom fenders
- The individual covers are attached using concealed grub screws and thus center themselves on the fork tubes; this ensures that the cover is held securely
- To ensure that the gaps between the covers and the triple clamps are exactly parallel, the covers have been provided with the same bevels as the triple clamps
- Our covers are made of high-quality aluminum and are milled on the most modern 5-axis machining centers and then powdercoated in glossy black
- Assembly is very simple, the upper and the lower cover are only pushed over the fork tube and screwed tight
- On the inside of the lower cover there is a cut-out for clearance on the fender and is therefore hardly visible

FOR 18-24 SCOUT BOBBER

PART #	DESCRIPTION
SHORT UPPER FORK COVERS	
0411-0220	Unmilled fork caps and aluminum lower fork covers
0411-0221	Milled fork caps and aluminum lower fork covers
0411-0222	Milled fork caps and bellows
MID UPPER FORK COVERS	
0411-0216	Unmilled fork caps and aluminum lower fork covers
0411-0217	Milled fork caps and aluminum lower fork covers
0411-0218	Milled fork caps and bellows

PART #	DESCRIPTION
MID UPPER FORK COVERS (CONT)	
0411-0219	Unmilled fork caps and bellows
0411-0223	Unmilled fork caps and bellows
LONG UPPER FORK COVERS	
0411-0212	Unmilled fork caps and aluminum lower fork covers
0411-0213	Milled fork caps and aluminum lower fork covers
0411-0214	Milled fork caps and bellows
0411-0215	Unmilled fork caps and bellows

UPPER FORK COVERS

- High-quality milled aluminum
- Powder-coated in gloss black
- Inner cut-out for fender clearance
- Simple assembly; the pieces are pushed over the fork tube and screwed tight
- Sold in pairs

PART #	DESCRIPTION
FOR 18-24 SCOUT BOBBER/BOBBER SIXTY/BOBBER TWENTY	
0411-0233	Long
0411-0234	Mid

0411-0233



0411-0235

PART #	DESCRIPTION
FOR 18-24 SCOUT BOBBER/BOBBER SIXTY/BOBBER TWENTY (CONT)	
0411-0235	Short

LOWER FORK COVERS

- High-quality milled aluminum
- Powder-coated in gloss black
- Inner cut-out for fender clearance
- Simple assembly; the pieces are pushed over the fork tube and screwed tight

PART #	DESCRIPTION
0411-0224	For 18-24 Scout Bobber/Bobber Sixty/Bobber Twenty



FORK CAPS

- Cover the fork tubes above the fork bridge and are securely fastened with a concealed set screw
- Made of high-quality aluminum and are milled on the most modern 5-axis machining centers and then powdercoated in glossy black
- Sold in pairs

PART #	DESCRIPTION
FOR 18-24 SCOUT BOBBER/BOBBER SIXTY/BOBBER TWENTY	
0404-0651	Black



0404-0651

0404-0654

PART #	DESCRIPTION
FOR 18-24 SCOUT BOBBER/BOBBER SIXTY/BOBBER TWENTY (CONT)	
0404-0654	Black w/machined logo

All part numbers in **BLUE** are new for 2025.

WINDSHIELDS & FAIRINGS

SADDLEBAGS & LUGGAGE

SEATS & SISSY BARS

EXHAUST

FUEL/AIR SYSTEMS

ENGINE

TRANSMISSION, CLUTCH LINE & DRIVELINE

GASKETS & SEALS

ELECTRICAL

LIGHTING & LICENSE PLATES

HANDLEBARS, CONTROLS & MIRRORS

CABLES

BRAKES & BRAKE LINES

TANKS & OIL FILTERS

DASHES & GAUGES

FRAMES & SUSPENSION

FENDERS

FOOTRESTS & FLOORBOARDS

WHEELS & AXLES

COVERS, LOCKS & GENERAL

AUDIO, COMMUNICATION & MOUNTS



FRONT FORK SPRING KITS

- Shorter braking distance
- Better balance in the bike, more comfortable riding, even with passenger
- Easy cornering
- Improved tire life

PART #	DESCRIPTION
0405-1285	21-23 Challenger (including Dark Horse/Limited)
0405-1100	15-23 Chieftain/Roadmaster (models w/ air-supported shock)
0405-1284	14-21 Chief Vintage/Classic/Dark Horse
0405-1286	16-23 Springfield
0405-0515	15-17 Scout

- More grip in dry and wet weather
- More confidence; it makes your ride more comfortable and/or faster
- Overall sense of confidence in the bike
- Include front fork oil

PART #	DESCRIPTION
0405-1104	18-23 Scout
0405-1059	18-22 Scout Bobber
0405-1281	20-22 Scout Bobber Sixty
0405-1282	22-23 Scout Bobbery (includes Twenty/Rogue)
0405-1283	18-23 Scout Sixty



FRONT FORK SPRING

- Progressive springs offer a soft initial spring rate for a plush ride
- Progressively wound design provides increased resistance to bottoming as spring compresses
- Improve handling while retaining OEM geometry
- Sold in pairs

PART #	DESCRIPTION
0405-0528	For 15-23 Scout models
0405-1098	For 19-23 FTR1200/S models



FORK LOWERING KITS

- Give Cruiser bike front ends that custom lowered look by lowering the forks
- Your choice of 25 mm (1") or 51 mm (2") lowering height is available at time of installation
- To maintain proper balanced geometry, it is recommended lowering the rear of the bike the same amount as the front (Progressive Suspension Series shocks available for lowering the rear); see page 165
- Installing a lowering kit will decrease initial ground clearance; motorcycle will be lower to the ground, and care should be taken to avoid bottoming, especially over bumps or in turns

PART #	DESCRIPTION
0416-0095	For 15-23 Scout models



FORK BUSHING KITS

- PTFE-coated bushings are dyno-tested to 500,000 strokes with less wear than OEM
- Kit includes two slider bushings and two leg bushings
- Kit includes all copper washers and O-rings
- Kit includes two fork seal snap rings

PART #	DESCRIPTION
0407-0684	For 14-18 Chief Classic, 14-21 Chief Vintage, 14-22 Chieftain, 15-22 Roadmaster, 16-22 Springfield



PART #	DESCRIPTION
0407-0855	For 15-21 Scout, 16-21 Scout Sixty
0407-0856	For 19-22 FTR 1200

All part numbers in **BLUE** are new for 2025.

WINDSHIELDS
& FAIRINGSSADDLEBAGS
& LUGGAGESEATS &
SISSY BARS

EXHAUST

FUEL/AIR
SYSTEMS

ENGINE

TRANSMISSION,
CLUTCH LINE
& DRIVELINEGASKETS
& SEALS

ELECTRICAL

LIGHTING
& LICENSE
PLATESHANDLEBARS,
CONTROLS
& MIRRORS

CABLES

BRAKES &
BRAKE LINESTANKS &
OIL FILTERSDASHES
& GAUGESFRAMES &
SUSPENSION

FENDERS

FOOTRESTS &
FLOORBOARDSWHEELS
& AXLESCOVERS,
LOCKS &
GENERALAUDIO,
COMMUNICATION
& MOUNTS

1310-1576


444 SERIES

- Features the Frequency Sensing Technology (FST) which allows the shocks to sense the frequency of a bump and automatically adjust damping for superior ride quality
- Deflective disc valving
- Adjust spring pre-load by hand, no special tool needed
- Includes a progressive-rate spring and is high-pressure gas charged for consistent performance
- Standard or heavy-duty spring rate with a black or chrome finish
- Contains TEILEGUTACHTEN/German Parts Certificate
- Sold in pairs

NOTE: A shock which is slightly longer than stock may alter the head angle slightly and provide somewhat quicker steering.

NOTE: A shock which is slightly shorter than stock may slightly alter the head angle and provide somewhat slower steering.

NOTE: Heavy-Duty Applications are recommended for bikes that are operated at or near the manufacturer's maximum load rating over 50% of the time.

NOTE: Before purchasing or attempting to install shocks that are different than the OEM length, confirm that your wheel travel can be altered without causing clearance issues such as swingarm/axle to exhaust contact as well as chain/belt guard or tire contact.

FOR 15-23 SCOUT, SCOUT SIXTY, SCOUT BOBBER

DESCRIPTION	279 MM (11")	292 MM (11,5")	305 MM (12")	DESCRIPTION	279 MM (11")	292 MM (11,5")	305 MM (12")
STANDARD				HEAVY-DUTY			
Chrome	-	1310-1584	-	Black	1310-1577	-	1310-1581
Black	1310-1576	1310-1578	1310-1580				

REAR SHOCK SPRING

- Progressive rear spring is designed to smoothly transfer engine power to the road while controlling your bike, ensuring more stability and will significantly reduce tire wear
- Shorter braking distance
- Better balance in the bike, more comfortable riding, even with passenger
- Easy cornering
- More grip in dry and wet weather
- More confidence, it makes you feel more comfortable and/or faster
- Overall sense of confidence in the bike
- Available in black

PART #	DESCRIPTION
1312-1114	18-21 Scout Bobber

PART #	DESCRIPTION
1312-1115	22-23 Scout Bobber (including Twenty/Rogue)

1312-1114


REAR SUSPENSION LOWERING KIT

- Replace the stock suspension arms
- Give your bike the low look without losing suspension travel
- Kit includes everything needed for a complete installation
- Lowers bike approximately 38 mm (1,5")



PART #
1304-0899

DESCRIPTION
For 14-24 Chieftain

All part numbers in **BLUE** are new for 2025.

- WINDSHIELDS & FAIRINGS
- SADDLEBAGS & LUGGAGE
- SEATS & SISSY BARS
- EXHAUST
- FUEL/AIR SYSTEMS
- ENGINE
- TRANSMISSION, CLUTCH LINE & DRIVELINE
- GASKETS & SEALS
- ELECTRICAL
- LIGHTING & LICENSE PLATES
- HANDLEBARS, CONTROLS & MIRRORS
- CABLES
- BRAKES & BRAKE LINES
- TANKS & OIL FILTERS
- DASHES & GAUGES
- FRAMES & SUSPENSION
- FENDERS**
- FOOTRESTS & FLOORBOARDS
- WHEELS & AXLES
- COVERS, LOCKS & GENERAL
- AUDIO, COMMUNICATION & MOUNTS



1402-0436



1402-0437



Wrapper



Slicer



TIRE HUGGER SERIES FRONT FENDERS

- Hug your 16-19" or 21" wheels
- Pre-drilled and E-coated for factory precision
- Add style and show off those rims
- Stamped from 14-gauge steel for torsional rigidity and strength
- Fender comes with mounting hardware and chrome spacers

PART #	DESCRIPTION
FOR 22-24 CHIEF/BOBBER/BOBBER DARK HORSE/DARK HORSE/DARK HORSE ICON/BOBBER DARK HORSE ICON, 22-23 SUPER CHIEF/LIMITED/LIMITED ICON	
16"/17"/18"/19" FRONT WHEEL (19" WHEEL W/ 130/60R19 TIRE)	
1402-0436	Wrapper
1402-0437	Henry
FOR 20-24 CHALLENGER	
16"/17"/18"/19" FRONT WHEEL	
1402-0415	Slicer
1402-0416	Wrapper

PART #	DESCRIPTION
FOR 14-20 CLASSIC VINTAGE, 15-23 DARK HORSE, 16-20 SPRINGFIELD, 14-23 CHIEFTAIN, 15-23 ROADMASTER	
16"/17"/18"/19" FRONT WHEEL	
1402-0389	Wrapper
1402-0391	Slicer
21" FRONT WHEEL	
1402-0388	Wrapper



1402-0362



1402-0364



1402-0364

FRONT FENDERS

- All fenders come predrilled and E-coated and are stamped, not spun, for the ultimate smooth, long-lasting fender
- Steel fenders are thick enough to add rigidity to the front end by acting like a fork brace, but can still be cut or shaped enough for an even more Kustom appearance
- 16", 17", 18" and 19" fenders for Indian Scout models
- Benchmark is a more slammed, lower profile look
- Outrider is a tire-hugging style
- All are direct bolt-on replacement front fenders that use stock mounting hardware

FOR 15-24 SCOUT MODELS					
PART #	DESCRIPTION	PART #	DESCRIPTION	PART #	DESCRIPTION
16"/17"/18"/19" FRONT WHEEL		16"/17"/18"/19" FRONT WHEEL (CONT)		16"/17"/18"/19" FRONT WHEEL (CONT)	
1402-0362	Klassic	1402-0363	Outrider	1402-0364	Benchmark

All part numbers in **BLUE** are new for 2025.



1402-0382




FRONT FENDERS

- Fender comes pre-drilled and E-coated and is stamped, not spun, for the ultimate smooth, long-lasting fender
- Steel fender is thick enough to add rigidity to the front end by acting as a fork brace
- Can still be cut or shaped enough for an even more Kustom appearance; you decide
- Direct bolt-on replacement front fender that uses stock mounting hardware
- Gives the Classic full-fender look that still shows off the wheel

FOR 14-20 CLASSIC VINTAGE, 15-21 DARK HORSE, 16-20 SPRINGFIELD, 14-21 CHIEFTAIN, 15-21 ROADMASTER

PART #	DESCRIPTION	PART #	DESCRIPTION
1402-0382	16"/17"/18"/19"	1402-0383	21"



1402-0383



1402-0424



OLD SCHOOL FRONT FENDERS

- Shorter, narrower and clears the view of the front wheel
- Provides a clean and cool look
- A 100% custom-fit ABS plastic part, so it offers 100% fitting accuracy
- No adjustment work necessary

PART #	DESCRIPTION	PART #	DESCRIPTION
FOR 15-24 SCOUT/SCOUT BOBBER		FOR 15-24 SCOUT/SCOUT BOBBER (CONT)	
1402-0424	Gloss black	1402-0425	Raw



1402-0425

- All bores and millings are milled on the most modern 5-axis CNC machining centers, so that the fender only has to be exchanged for the original
- Available in gloss black or a raw finish ready for painting
- Contains TEILEGUTACHTEN/German Parts Certificate

All part numbers in **BLUE** are new for 2025.

WINDSHIELDS & FAIRINGS

SADDLEBAGS & LUGGAGE

SEATS & SISSY BARS

EXHAUST

FUEL/AIR SYSTEMS

ENGINE

TRANSMISSION, CLUTCH LINE & DRIVELINE

GASKETS & SEALS

ELECTRICAL

LIGHTING & LICENSE PLATES

HANDLEBARS, CONTROLS & MIRRORS

CABLES

BRAKES & BRAKE LINES

TANKS & OIL FILTERS

DASHES & GAUGES

FRAMES & SUSPENSION

FENDERS

FOOTRESTS & FLOORBOARDS

WHEELS & AXLES

COVERS, LOCKS & GENERAL

AUDIO, COMMUNICATION & MOUNTS

WINDSHIELDS & FAIRINGS

SADDLEBAGS & LUGGAGE

SEATS & SISSY BARS

EXHAUST

FUEL/AIR SYSTEMS

ENGINE

TRANSMISSION, CLUTCH LINE & DRIVELINE

GASKETS & SEALS

ELECTRICAL

LIGHTING & LICENSE PLATES

HANDLEBARS, CONTROLS & MIRRORS

CABLES

BRAKES & BRAKE LINES

TANKS & OIL FILTERS

DASHES & GAUGES

FRAMES & SUSPENSION

FENDERS

FOOTRESTS & FLOORBOARDS

WHEELS & AXLES

COVERS, LOCKS & GENERAL

AUDIO, COMMUNICATION & MOUNTS



OUTRIDER REAR FENDER

- Direct bolt-on replacement fender offers an instant bobber style, using stock mounting locations and hardware
- Complete with bolt-in taillight/license plate mount (included)
- Stamped from 14-gauge steel using precision, deep-draw stamping technology that ensures a consistently smooth and flawless finish that minimizes bodywork
- 13-step E-coated process prevents rust and corrosion, from manufacture to paint booth and beyond, as it continues to resist rust after paint
- Precision, laser-cut technology ensures accurate fitment
- Works with stock 150/80-16 rear and up to a 180 rear tire



PART #	DESCRIPTION
1402-0365	For 15-24 Scout



REAR FENDERS

- Made of high quality ABS plastic and all holes and milled on the latest 5-axis CNC machining centers
- Can be attached to the original mounting points
- All mounting hardware is included and no modifications need to be made to the frame
- Available in raw paintable or gloss black
- Contains TEILEGUTACHTEN/German Parts Certificate

PART #	DESCRIPTION
FOR 18-24 SCOUT BOBBER/BOBBERY SIXTY/BOBBER TWENTY	
1402-0426	Gloss black; clean
1402-0428	Raw paintable; clean

1402-0427



PART #	DESCRIPTION
FOR 18-24 SCOUT BOBBER/BOBBERY SIXTY/BOBBER TWENTY (CONT)	
1402-0427	Gloss black; w/ brake light and indicators
1402-0429	Raw paintable; w/ brake light and indicators



REAR FENDER SIDE RAILS

- CNC machined from 6061 billet aluminum
- Hard black anodize plating
- Mounting hardware included
- Easy installation
- Sold in pairs



PART #	DESCRIPTION
1412-0014	For 15-24 Scout, 25 Scout 101

All part numbers in **BLUE** are new for 2025.

GILLES

RCT10GT REARSETS

- CNC-machined for reduced weight
- Adjustable footpeg positioning for comfort or sport riding
- Adjustable toe pieces on brake and gear lever
- Includes carbon heel guards and fixed footpegs
- Standard or GP shifting possible
- Hard anodized black/silver finish



PART #	DESCRIPTION
1623-0533	For 19-24 FTR 1200/S

Joker MACHINE

FOOT CONTROL EXTENSION KIT

- Extension kit adds 64 mm (2 1/2") of length to the foot controls for a more comfortable ride
- Cut from steel sheets for extra strength, yet thinner than other aftermarket plates
- Kit comes complete with everything needed to mount for a fast installation
- Shift rod and mounting hardware included
- Works with front engine guard highway crash bar
- Black powdercoated finish
- Easy installation



PART #	DESCRIPTION
1622-0575	For 15-24 Scout

KURYAKYN

ISO® DRIVER AND PASSENGER FLOORBOARDS WITH SPLINED ADAPTER MOUNTS

- Kits include our chromed ISO®-Boards with full-length rubber inserts and a cast bracket to connect with Kuryakyn's splined adapter mounts (sold separately)
- Floorboards measure approximately 23 cm long (9 1/8")
- Passenger peg-only bracket positions the floorboards 25 mm (1") higher than the stock footpeg height
- Sold in pairs

NOTE: Require Kuryakyn bike-specific splined adapters for installation (sold separately; see page 176).



PART #	DESCRIPTION	PART #	DESCRIPTION
1621-0088	Driver floorboards	1621-0144	Passenger floorboards

Accutronix

precision crafted billet products

DRIVER FLOORBOARDS

- Machined from 6061-T6 billet aluminum
- Extended Drilled Instigator front floorboards are extended 64 mm (2 1/2") in the front and rear and are 19 mm (3/4") wider than stock floorboards
- Extended Drilled Vintage front floorboards are extended 64 mm (2 1/2") in front and 19 mm (3/4") wider and 25 mm (1") longer in the rear
- Feature multi-directional slip-resistant black pyramid-top rubber inserts
- Available in a black finish
- Sold in pairs



PART #	DESCRIPTION	PART #	DESCRIPTION
1621-1034	Extended drilled Instigator, full knurled	1621-0888	Extended drilled Vintage, rubber heel

All part numbers in **BLUE** are new for 2025.

WINDSHIELDS & FAIRINGS

SADDLEBAGS & LUGGAGE

SEATS & SISSY BARS

EXHAUST

FUEL/AIR SYSTEMS

ENGINE

TRANSMISSION, CLUTCH LINE & DRIVELINE

GASKETS & SEALS

ELECTRICAL

LIGHTING & LICENSE PLATES

HANDLEBARS, CONTROLS & MIRRORS

CABLES

BRAKES & BRAKE LINES

TANKS & OIL FILTERS

DASHES & GAUGES

FRAMES & SUSPENSION

FENDERS

FOOTRESTS & FLOORBOARDS

WHEELS & AXLES

COVERS, LOCKS & GENERAL

AUDIO, COMMUNICATION & MOUNTS

WINDSHIELDS & FAIRINGS

SADDLEBAGS & LUGGAGE

SEATS & SISSY BARS

EXHAUST

FUEL/AIR SYSTEMS

ENGINE

TRANSMISSION, CLUTCH LINE & DRIVELINE

GASKETS & SEALS

ELECTRICAL

LIGHTING & LICENSE PLATES

HANDLEBARS, CONTROLS & MIRRORS

CABLES

BRAKES & BRAKE LINES

TANKS & OIL FILTERS

DASHES & GAUGES

FRAMES & SUSPENSION

FENDERS

FOOTRESTS & FLOORBOARDS

WHEELS & AXLES

COVERS, LOCKS & GENERAL

AUDIO, COMMUNICATION & MOUNTS



RYDECULTURE™ CHARLES CHAPA FLOORBOARD INSERTS

- Vibrational damping EPDM textured rubber floorboard inserts give maximum comfort and style to your bike
- Feature signature RydeCulture™ logo
- Brushed stainless steel accents
- Install easily and securely with built-in rubber grommets
- Sold in pairs



PART #	DESCRIPTION
1621-1142	For 15-24 Roadmaster, 21-24 Roadmaster LTD, 20-24 Roadmaster Dark Horse, 18/20 Roadmaster Elite, 17-18 Roadmaster Classic
1621-1142	For 16/18 Chief, 14-18 Chief Classic, 14-19 Chief Vintage, 17-20 Chief Dark Horse
1621-1142	For 14-24 Chieftain, 16-24 Chieftain Dark Horse, 17-24 Chieftain LTD, 18-20 Chieftain Classic, 17/20-24 Chieftain Elite, 22-24 Chieftain Dark Horse Icon

PART #	DESCRIPTION
1621-1142	For 20-24 Challenger, 21-24 LTD/Dark Horse, 22-24 Challenger Elite/Dark Horse Icon
1621-1142	For 23-24 Pursuit Elite/LTD/Dark Horse w/ or w/o Premium Package Icon, 22-24 LTD/Dark Horse w/ or w/o Premium Package
1621-1142	For 16-24 Springfield, 18-24 Springfield Dark Horse



MINI SERRATED DRIVER FLOORBOARDS

- CNC machined from 6061 billet aluminum
- Strong yet lightweight two-piece construction
- Serrated for exceptional grip
- 360° footpeg adjustment
- Pitch adjustment screw for a level riding position
- Black anodized finish
- Dimensions: 12,7 cm L x 76 mm W x 1,7 mm T (5" x 3" x 0,0675")
- Easy installation



PART #	DESCRIPTION
1621-0806	For 15-24 Scout models



MINI SERRATED PASSENGER FLOORBOARDS

- CNC machined from 6061 billet aluminum
- Strong yet lightweight two-piece construction
- Serrated for exceptional grip
- 360° rotational adjustment
- Pitch adjustment screw for a level riding position
- 12,5 cm L x 76 mm W (5"x 3")
- Sold in pairs



FOR 15-24 SCOUT			
PART #	DESCRIPTION	PART #	DESCRIPTION
1621-1184	Black anodized	1621-1183	Raw aluminum



PHANTOM MINI BOARDS

- Feature a pass-through design with sharp, sculpted lines, along with a much larger area to rest your foot compared to standard footpegs
- Constructed from quality A380 aluminum
- Durable EPDM rubber inserts offer traction and long-haul vibration dampening comfort
- Sold in pairs

NOTE: Require Kuryakyn bike-specific splined adapters for installation (sold separately, see page 176).

PART #	DESCRIPTION	PART #	DESCRIPTION
1621-0897	Chrome	1621-0898	Gloss black

1621-0897

1621-0898



RIOT MINI FLOORBOARDS

- Rugged, MX-style mini floorboards made from durable cast aluminum
- Serrated, toothed top surface for no-slip secure footing
- Tapered bottom design provides excellent cornering clearance
- Measure 14 cm L x 95 mm W x 38 mm H (5 1/2" x 3 3/4" x 1 1/2")
- Sold in pairs

NOTE: Require Kuryakyn bike-specific splined adapters for installation (sold separately, see page 176).




PART #	DESCRIPTION
1621-0803	Riot mini floorboards

All part numbers in **BLUE** are new for 2025.



FLOORBOARD MOUNTING KIT

- Replaces the stock forward control pegs with a more comfortable option
- Allows the rider to adjust their feet for comfort and preferred riding position
- Uses the stock mounting locations and is easy to install
- Utilizes OEM Indian floorboards



PART #	DESCRIPTION
1621-0734	For 15-23 Scout/Scout Sixty

KURYAKYN

PASSENGER BOARD MOUNTS

- Accepts the stock Indian passenger boards, or any aftermarket passenger boards designed to fit the stock mount
- Relocates passenger board location to a more comfortable, ergonomically friendly position
- Durable aluminum construction with gloss black finish that blends in with its surroundings
- Allows installation of Kuryakyn Adjustable Passenger Pegs on Indian Roadmaster and Springfield models; also compatible with Chief, Chieftain and Challenger models to convert passenger peg mounts to passenger board mounts



PART #	DESCRIPTION
1621-1027	For 15-23 Roadmaster and Springfield



DRIVER FLOORBOARD SPREADERS

- Manufactured from billet aluminum with black finish
 - Floorboard spreaders measure 31,8 mm (1 1/4")
 - Easy installation
 - Kit includes necessary hardware for easy installation
 - Sold in pairs
- NOTE: Roadmaster models require some trimming on lower fairing.



PART #	DESCRIPTION
1621-0906	For 14-24 Chief/Chieftain/Roadmaster/Springfield

KURYAKYN

MID CONTROLS

- Moves the foot controls approximately 15" back and 1" higher than the stock position
- Combination frame- and engine-mount kit with full steel construction for strength and durability
- Relocates factory peg mounts, rear brake master cylinder, brake lever and shift lever
- Includes shift linkage, and pivoting MX-styled knurled short pegs for greater ground clearance
- Includes all necessary hardware and components for installation



PART #	DESCRIPTION
1623-0497	For 15-23 Scout

KURYAKYN

HEEL SHIFT LEVERS

- Feature an ergonomic design that extends past the rear of the floorboard for effortless shifting
- Accepts Kuryakyn Spear, Kinetic and ISO shift pegs, or any Indian OEM shift peg (all sold separately)
- Easy bolt-on install to the factory toe shift location with included hardware and spacer
- Does not include shift peg
- Durable aluminum construction available in chrome or gloss black finish

PART #	DESCRIPTION
1602-1129	FOR 14-23 INDIAN (EXCEPT SCOUT, CHALLENGER AND FTR) Chrome



1602-1129



1602-1130

PART #	DESCRIPTION
1602-1130	FOR 14-23 INDIAN (EXCEPT SCOUT, CHALLENGER AND FTR) (CONT) Gloss black

All part numbers in **BLUE** are new for 2025.

WINDSHIELDS & FAIRINGS

SADDLEBAGS & LUGGAGE

SEATS & SISSY BARS

EXHAUST

FUEL/AIR SYSTEMS

ENGINE

TRANSMISSION, CLUTCH LINE & DRIVELINE

GASKETS & SEALS

ELECTRICAL

LIGHTING & LICENSE PLATES

HANDLEBARS, CONTROLS & MIRRORS

CABLES

BRAKES & BRAKE LINES

TANKS & OIL FILTERS

DASHES & GAUGES

FRAMES & SUSPENSION

FENDERS

FOOTRESTS & FLOORBOARDS

WHEELS & AXLES

COVERS, LOCKS & GENERAL

AUDIO, COMMUNICATION & MOUNTS

WINDSHIELDS & FAIRINGS

SADDLEBAGS & LUGGAGE

SEATS & SISSY BARS

EXHAUST

FUEL/AIR SYSTEMS

ENGINE

TRANSMISSION, CLUTCH LINE & DRIVELINE

GASKETS & SEALS

ELECTRICAL

LIGHTING & LICENSE PLATES

HANDLEBARS, CONTROLS & MIRRORS

CABLES

BRAKES & BRAKE LINES

TANKS & OIL FILTERS

DASHES & GAUGES

FRAMES & SUSPENSION

FENDERS

FOOTRESTS & FLOORBOARDS

WHEELS & AXLES

COVERS, LOCKS & GENERAL

AUDIO, COMMUNICATION & MOUNTS



ADJUSTABLE SERRATED FOOTPEGS

- Fully CNC machined from solid 6061-T6 bar
- Super strong, yet lightweight two-piece construction
- Wider foot surface for a comfortable ride
- Serrated surface provides a good bite to the bottom of your shoe
- Full 360° footpeg rotation makes these footpegs perfect for any application
- Pitch adjustment screw always keeps them in a good riding position
- Available with a hard black or clear anodized finish

FOR 25 101 SCOUT, 15-24 SCOUT					
PART #	DESCRIPTION	PART #	DESCRIPTION	PART #	DESCRIPTION
LONG DRIVER FOOTPEGS: 11,5 CM L X 64 MM W X 25 MM THICK (4 1/2" X 2 1/2" X 1")		SHORT PASSENGER FOOTPEGS: 8,4 CM L X 64 MM W X 25 MM T (3 5/16" X 2 1/2" X 1")		HEEL PASSENGER FOOTPEGS: 10,6 CM L X 98 MM W X 2 CM T (4 3/16" X 3 7/8" X 15/16")	
1620-1709	Black anodized	1620-2653	Black anodized	1620-2657	Black anodized
LONG PASSENGER FOOTPEGS: 11,5 CM L X 64 MM W X 25 MM THICK (4 1/2" X 2 1/2" X 1")		1620-2652		1620-2656	
		Clear anodized		Clear anodized	
1620-2651		NARROW PASSENGER FOOTPEGS: 10,6 CM L X 38 MM W X 2,5 CM T (4 3/16" X 1 1/2" X 1 5/16")		STUBBY PASSENGER FOOTPEGS: 76 MM L X 38 MM W X 2 CM T (3" L X 1 1/2" X 15/16")	
1620-2650		1620-2655		1620-2659	
Clear anodized		Black anodized		Black anodized	
		1620-2654		1620-2658	
		Clear anodized		Clear anodized	

BEAR CLAW FOOTPEGS

- Serrated for exceptional grip and look
- Strong yet light weight aluminum CNC-machined two piece construction
- Ride position leveling screw to avoid footpeg sag related issues
- Footpegs measure 10,7 cm L x 73 mm W x 20 mm thick (4,21" x 2,87" x 0,8")
- Sold in pairs
- Easy installation



PART #	DESCRIPTION	PART #	DESCRIPTION
FOR 25 101 SCOUT, 15-24 SCOUT			
1620-2641	Driver pegs, black anodized	1620-2647	Passenger pegs, black anodized
1620-2640	Driver pegs, raw aluminum	1620-2646	Passenger pegs, raw aluminum

ROAD RACING FOOTPEGS

- Footrests feature an intricately CNC-machined tread pattern in the top surface for optimal footing
- Much lighter than stock and have an angled design for better road clearance when cornering
- Machined from solid blocks of 6061-T6 billet aluminum
- Full 360° footpeg rotation makes these footpegs perfect for any application
- Footpegs have Joker's exclusive pitch adjustment screw to maintain the proper upward angle of the peg
- Dimensions 83 mm L x 32 mm W (3 1/4" x 1 1/4")



FOR 25 101 SCOUT, 15-24 SCOUT			
PART #	DESCRIPTION	PART #	DESCRIPTION
DRIVER FOOTPEGS		PASSENGER PEGS	
1620-1719	Black anodized	1620-2649	Black anodized
		1620-2648	Raw aluminum

PART #	DESCRIPTION
1603-0413	Black anodized
1603-0414	Silver

EZ SHIFT/BRAKE PEGS

- Billet aluminum peg doesn't damage shoes
- CNC-machined from 6061 billet aluminum
- Works as shift peg and brake pedal
- O-rings can be replaced
- Simple installation with 8 mm mounting bolt
- Dimensions: 51 mm L x 35 mm W x 25 mm T (2" x 1 3/8" x 1")

All part numbers in BLUE are new for 2025.


KURYAKYN



ISO®-PEGS

- Give you a custom look and dampen vibration
- Hollow-core neoprene inserts are long-lasting
- Small peg measures 32 mm in diameter x 11,5 cm long (1 1/4" x 4 5/8")
- Sold in pairs

NOTE: Require the use of Kuryakyn tapered footpeg adapters; Kuryakyn PART #KUR8835.



PART #	DESCRIPTION
1620-0157	Small ISO®-Pegs w/o adapters



1620-1867



1620-1868

PHANTOM FOOTPEGS

- Constructed from quality A380 aluminum
- Durable EPDM rubber pads provide traction, vibration dampening, and will not harden, crack or wear over time
- Peg angle adjustability to dial in your preferred placement
- Available in chrome or gloss black

- Sold in pairs

NOTE: Require the use of Kuryakyn splined footpeg adapters, see page 176.

PART #	DESCRIPTION	PART #	DESCRIPTION
1620-1867	Chrome	1620-1868	Gloss black

PHANTOM SHIFT/BRAKE PEG

- Constructed from A380 aluminum
- Durable EPDM rubber provides traction and will not harden, crack or wear over time
- Direct replacement for the stock shift peg on all Indian models, and also replaces the brake peg on Indian Scout models
- Sold each



PART #	DESCRIPTION
1603-0358	For 20-21 Challenger, 14-23 Chief Classic/Vintage, Chieftain, Roadmaster, Dark Horse (shift peg only) and 15-23 Scout (shift and brake peg)

SWINGWING PEGS

- A convenient alternative to forward controls
- Our clever cruise pegs feature a fold-forward design
- Secondary fold-out peg extends 76 mm (3") forward and locks into place for added legroom and comfort
- Sold in pairs

NOTE: Require the use of Kuryakyn splined footpeg adapters; see page 176.



PART #	DESCRIPTION
1620-0423	SwingWing pegs w/o adapters

HEAVY INDUSTRY SHIFT AND BRAKE PEG

- Direct replacement for stock with rugged style and durable construction
- Cast from quality aluminum with premium EPDM rubber
- Coordinated style with the complete line of Kuryakyn Heavy Industry accessories
- Available in chrome or satin black
- Sold each



1603-0329



1603-0330

PART #	DESCRIPTION	PART #	DESCRIPTION
1603-0329	FOR 20-21 CHALLENGER, 14-23 CHIEF CLASSIC/VINTAGE, CHIEFTAIN, ROADMASTER, DARK HORSE (SHIFT PEG ONLY) AND 15-23 SCOUT (SHIFT AND BRAKE PEG) Chrome	1603-0330	FOR 20-21 CHALLENGER, 14-23 CHIEF CLASSIC/VINTAGE, CHIEFTAIN, ROADMASTER, DARK HORSE (SHIFT PEG ONLY) AND 15-23 SCOUT (SHIFT AND BRAKE PEG) (CONT) Satin black

All part numbers in **BLUE** are new for 2025.

WINDSHIELDS & FAIRINGS

SADDLEBAGS & LUGGAGE

SEATS & SISSY BARS

EXHAUST

FUEL/AIR SYSTEMS

ENGINE

TRANSMISSION, CLUTCH LINE & DRIVELINE

GASKETS & SEALS

ELECTRICAL

LIGHTING & LICENSE PLATES

HANDLEBARS, CONTROLS & MIRRORS

CABLES

BRAKES & BRAKE LINES

TANKS & OIL FILTERS

DASHES & GAUGES

FRAMES & SUSPENSION

FENDERS

FOOTRESTS & FLOORBOARDS

WHEELS & AXLES

COVERS, LOCKS & GENERAL

AUDIO, COMMUNICATION & MOUNTS



KURYAKYN

DILLINGER FOOTPEGS

- Multi-piece construction with contrasting finishes and a unique pass-through design for an aggressive look and feel
- Cast from high-quality aluminum with steel splined adapters
- Multi-piece housing blends textured and smooth surface finishes for a killer look
- Raised features on the top surface provide traction
- Splined adapters allow precise peg angle adjustability to dial in preferred placement
- Sold in pairs

NOTE: Require the use of Kuryakyn splined footpeg adapters, see page 176.

PART #	DESCRIPTION
1620-1876	Footpegs w/ male-mount ends

KURYAKYN

RIOT FOOTPEGS

- Industrial MX-style pegs
- Durable cast-aluminum construction
- Serrated, toothed footpeg top surface provides non-slip traction during aggressive riding
- Measure 11,5 cm L x 42 mm W x 33 mm thick (4,6" x 1,64" x 1,29")
- Sold in pairs

NOTE: Require Kuryakyn model-specific adapters (sold separately, see page 176).



1620-2519



RYDECULTURE™ FOOTRESTS

- Hits the sweet spot between a footpeg and a floorboard for maximum comfort and a clean style
- Features signature RydeCulture™ logo
- Easy bolt on installation

PART #	DESCRIPTION
1620-2519	Chrome



ENGINE GUARD TOE RESTS

- Discreet toe rests that mount directly to the engine guard
- Add a secure spot for your toes while your heel sits on the floorboard, letting you stretch safely and comfortably
- Designed for an elegant profile with a rubber edge that prevents slipping
- Mount to any 32 mm (1 1/4") round engine guard
- Sold in pairs

PART #	DESCRIPTION	PART #	DESCRIPTION
1620-2218	Chrome	1620-2219	Black



KURYAKYN

THRESHER FOOTPEGS

- Sleek and subtly aggressive with a unique shark tooth-inspired knurled rubber surface that delivers sharp style, excellent grip, and all-day vibration-dampening comfort
- Streamlined aluminum housings combined with soft EPDM rubber and sturdy steel adapters
- Available with without adapters for a wide range of fitment using model-specific splined adapters (sold separately)
- Sold in pairs

PART #	DESCRIPTION
1620-1787	Thresher footpegs




PART #	DESCRIPTION
1620-1706	Riot footpegs



1620-2520

- Footrests measure 4 1/2"W x 3 1/8" H
- Fits 1/2" clevis mount
- Sold in pairs

PART #	DESCRIPTION
1620-2520	Black



1620-2218

1620-2219

All part numbers in **BLUE** are new for 2025.



1620-2000



1620-1962



1620-1963



**ARLEN
NESS**

MX FOOTPEGS

- CNC machined from billet aluminum
- Lightweight, cut-through design with integrated rubber inserts for excellent foot traction
- Each peg features CNC machined cuts on the top and side of the peg body for style that can be seen at every angle

PART #	DESCRIPTION
FOOTPEGS	
1620-2000	Black anodized
1620-1962	Gold anodized
1620-1963	Red anodized



1620-1959

1620-1958

- Rubber inserts offer foot traction and protect the finish of the peg (inserts are replaceable)
- Footpegs and mounts sold in pairs
- Required footpeg mounts are splined for adjustability (sold separately)

PART #	DESCRIPTION
SPLINED FOOTPEG MOUNTS	
1620-1959	For 14-24 Chieftain/Elite/Darkhorse, Chief Vintage/Classic/Darkhorse, 16-24 Springfield (passenger pegs only)
1620-1958	For 15-24 Scout/Scout Sixty, 18-24 Scout Bobber (driver or passenger pegs)



**ARLEN
NESS**

AIRTRAX FOOTPEGS

- Aggressive yet comfortable rubber design
- Repeating pattern rubber offers excellent foot traction and vibration reduction
- Forged inner structure offers maximum strength
- CNC-machined billet end cap with laser-engraved logo
- Sold in pairs



1620-1995



1620-1992

PART #	DESCRIPTION	PART #	DESCRIPTION
FOR 14-24 CHIEFTAIN/ELITE/DARKHORSE, CHIEF VINTAGE/CLASSIC/DARKHORSE, 16-24 SPRINGFIELD (PASSENGER PEGS ONLY)		FOR 15-24 SCOUT/SCOUT SIXTY, 18-24 SCOUT BOBBER (DRIVER OR PASSENGER PEGS)	
1620-1993	Chrome	1620-1992	Chrome
1620-1995	Brass	1620-1994	Brass



RACING FOOTPEGS

- Footpegs are milled from an aluminum part and then powdercoated in glossy black
- In addition, an elaborately designed rubber cover with Cult-Werk lettering was produced to ensure a perfect hold and to round off the optics
- Installs just like the original parts



PART #	DESCRIPTION
1620-2400	For 15-24 Scout/Scout Bobber



FOOTPEG COVER KIT

- Manufactured from CNC-machined billet aluminum
- Add protection from dirt and debris while enhancing the overall look of the bike

PART #	DESCRIPTION
1620-2061	For 19-24 FTR 1200/S



All part numbers in **BLUE** are new for 2025.

WINDSHIELDS & FAIRINGS

SADDLEBAGS & LUGGAGE

SEATS & SISSY BARS

EXHAUST

FUEL/AIR SYSTEMS

ENGINE

TRANSMISSION, CLUTCH LINE & DRIVELINE

GASKETS & SEALS

ELECTRICAL

LIGHTING & LICENSE PLATES

HANDLEBARS, CONTROLS & MIRRORS

CABLES

BRAKES & BRAKE LINES

TANKS & OIL FILTERS

DASHES & GAUGES

FRAMES & SUSPENSION

FENDERS

FOOTRESTS & FLOORBOARDS

WHEELS & AXLES

COVERS, LOCKS & GENERAL

AUDIO, COMMUNICATION & MOUNTS

WINDSHIELDS & FAIRINGS

SADDLEBAGS & LUGGAGE

SEATS & SISSY BARS

EXHAUST

FUEL/AIR SYSTEMS

ENGINE

TRANSMISSION, CLUTCH LINE & DRIVELINE

GASKETS & SEALS

ELECTRICAL

LIGHTING & LICENSE PLATES

HANDLEBARS, CONTROLS & MIRRORS

CABLES

BRAKES & BRAKE LINES

TANKS & OIL FILTERS

DASHES & GAUGES

FRAMES & SUSPENSION

FENDERS

FOOTRESTS & FLOORBOARDS

WHEELS & AXLES

COVERS, LOCKS & GENERAL

AUDIO, COMMUNICATION & MOUNTS



DRIVER HIGHWAY PEG MOUNT KITS

- Durable, all-steel mounting plates that securely bolt to the underside of stock floorboards
- Works with Ciro's® 1/2" male mount H-D style pegs, footrests and floorboards (sold separately)
- Fully adjustable components for maximum comfort
- Kit includes a set of mounting plates, Ciro splined clevises with ratcheting springs and all mounting hardware
- Work with or without engine guards and lower fairings



1624-0399



1624-0400

PART #	DESCRIPTION	PART #	DESCRIPTION
FOR 14-24 INDIAN TOURING W/ OEM FLOORBOARDS			
1624-0399	Chrome	1624-0400	Black



RYDECULTURE™ CHARLES CHAPA ADJUSTABLE PASSENGER COMFORT PEG MOUNT KITS

- Allows for more movement and adjustability than stock pegs
- Allows for alternative foot positions for a more comfortable ride
- Fully adjustable
- High strength steel construction
- Bolts directly to the frame of the motorcycle with no modification



1620-2517



1620-2518

- Includes all required hardware
- Mounts work with any RydeCulture™ or Ciro® passenger pegs or footrests (sold separately)

FOR 23-24 ROADMASTER LTD/DARK HORSE, 15-23 ROADMASTER, 17-18 ROADMASTER CLASSIC, 18/20 ROADMASTER ELITE, 14-18 CHIEF CLASSIC/VINTAGE, 16/18 CHIEF, 17-19 CHIEF DARK HORSE, 14-24 CHIEFTAIN, 22-24 CHIEFTAIN DARK HORSE ICON, 17-19/21-24 CHIEFTAIN LTD/ELITE, 20 CHIEFTAIN CLASSIC, 16-24 CHIEFTAIN DARK HORSE, 23-24 PURSUIT ELITE, 22-24 PURSUIT LTD/DARK HORSE W/ OR W/O PREMIUM PACKAGE, 16-24 SPRINGFIELD, 18-20 SPRINGFIELD DARK HORSE


PART #	DESCRIPTION	PART #	DESCRIPTION
1620-2517	Chrome	1620-2518	Black

PASSENGER PEG ADAPTERS

- Allows you to mount any Ciro® passenger footpeg, footrest or floorboard to your motorcycle
- Stainless steel construction
- Easy installation; uses OEM mounting hardware
- Sold in pairs



1620-2515



1620-2516

FOR 15-24 ROADMASTER, 21-24 ROADMASTER LTD, 20-24 ROADMASTER DARK HORSE, 18/20/24 ROADMASTER ELITE, 17-18 ROADMASTER CLASSIC, 16/18 CHIEF, 14-18 CLASSIC/VINTAGE, 17-19/22-24 CHIEF DARK HORSE, 23-24 SPORT CHIEF, 14-24 CHIEFTAIN, 16-24 CHIEFTAIN DARK HORSE, 17-18/21-23 CHIEFTAIN ELITE, 17-19/21-24 CHIEFTAIN LTD, 22-23 CHIEFTAIN DARK HORSE ICON, 16-23 SPRINGFIELD, 18-24 SPRINGFIELD DARK HORSE

PART #	DESCRIPTION	PART #	DESCRIPTION
1620-2515	Chrome	1620-2516	Black

PASSENGER PEG MOUNTS

- Allows installation of Kuryakyn adjustable passenger pegs on Chief, Chieftain and Dark Horse models
- Can reuse stock passenger pegs on any Kuryakyn pegs using splined adapters, sold separately
- Accepts any aftermarket footpegs designed for the passenger peg mount
- Relocates passenger peg location to a more comfortable, ergonomic position
- Durable aluminum construction with a gloss black finish
- Adjustable passenger pegs, PART #s 1620-1315 and 1620-1725 sold separately
- Sold in pairs



PART #	DESCRIPTION
1622-0555	For 14-23 Indian (except Scout and FTR)



SPLINED ADAPTER MOUNTS

- Provide slip-free mounting of Kuryakyn ISO®-Boards™ and other Kuryakyn footpeg and foot control accessories that require splined peg adapter mounts
- Sold in pairs

PART #	DESCRIPTION
1620-1801	For 15-24 Scout (front only)



All part numbers in **BLUE** are new for 2025.



0210-0395



0210-0407



0210-0333



0210-0351



0210-0394



0210-0338



0210-0344



0210-0378



0210-0380



0210-0358



0210-0376



0210-0399



0210-0403



0210-0355



0210-0374

FORGED BILLET RIMS

- All rims are CNC machined from radial forged 6061-T6 aluminum for maximum road durability and strength-to-weight ratio
- Features a rolled rim lip for the custom look and detailed CNC machine work from the center of the hub to the edge of the rim
- Each rim can be used on both front and/or rear of the motorcycle when correct hub kit is installed

- Rims accept Arlen Ness hub kits (sold separately), which allows full wheels to be assembled in minutes with basic tools
- NOTE: Rims do not include hubs. Hubs are purchased separately.

DESCRIPTION	DRIFT CHROME	DRIFT BLACK	PROCCROSS CHROME	PROCCROSS ALL BLACK	PROCCROSS BLACK W/ MACHINED ACCENTS	7 VALVE CHROME	7 VALVE BLACK	
FRONT RIMS								
21" x 3,50"	0210-0396	0210-0395	-	0210-0407	0210-0333	0210-0351	0210-0345	
REAR RIMS								
18" x 5,50"	0210-0394	0210-0393	0210-0338	0210-0406	-	0210-0350	0210-0344	
DESCRIPTION	KICKBACK BLACK	SPEED-5 BLACK	Y-SPOKE CHROME	Y-SPOKE BLACK	Y-SPOKE GOLD	Y-SPOKE TITANIUM	Y-SPOKE BLUE	Y-SPOKE RED
FRONT RIMS								
19" x 3,25"	-	0210-0404	0210-0378	0210-0377	0210-0380	-	-	-
21" x 3,50"	-	0210-0405	0210-0372	0210-0356	-	0210-0358	0210-0374	0210-0376
REAR RIMS								
18" x 5,50"	0210-0399	0210-0403	0210-0371	0210-0355	0210-0359	-	0210-0373	0210-0375

SAFETY WARNING: WHEN SELECTING CUSTOM WHEELS, THE TIRES USED FOR YOUR APPLICATION MUST HAVE A LOAD INDEX AND SPEED RATING EQUAL TO OR GREATER THAN THE TIRES FITTED AS ORIGINAL EQUIPMENT. CONSULT MANUFACTURER'S PUBLICATION(S) AND/OR WEBSITE(S) FOR COMPLETE TIRE INFORMATION.

All part numbers in **BLUE** are new for 2025.

- WINDSHIELDS & FAIRINGS
- SADDLEBAGS & LUGGAGE
- SEATS & SISSY BARS
- EXHAUST
- FUEL/AIR SYSTEMS
- ENGINE
- TRANSMISSION, CLUTCH LINE & DRIVELINE
- GASKETS & SEALS
- ELECTRICAL
- LIGHTING & LICENSE PLATES
- HANDLEBARS, CONTROLS & MIRRORS
- CABLES
- BRAKES & BRAKE LINES
- TANKS & OIL FILTERS
- DASHES & GAUGES
- FRAMES & SUSPENSION
- FENDERS
- FOOTRESTS & FLOORBOARDS
- WHEELS & AXLES
- COVERS, LOCKS & GENERAL
- AUDIO, COMMUNICATION & MOUNTS

WINDSHIELDS & FAIRINGS

SADDLEBAGS & LUGGAGE

SEATS & SISSY BARS

EXHAUST

FUEL/AIR SYSTEMS

ENGINE

TRANSMISSION, CLUTCH LINE & DRIVELINE

GASKETS & SEALS

ELECTRICAL

LIGHTING & LICENSE PLATES

HANDLEBARS, CONTROLS & MIRRORS

CABLES

BRAKES & BRAKE LINES

TANKS & OIL FILTERS

DASHES & GAUGES

FRAMES & SUSPENSION


FENDERS

FOOTRESTS & FLOORBOARDS

WHEELS & AXLES

COVERS, LOCKS & GENERAL

AUDIO, COMMUNICATION & MOUNTS



0213-0825



0213-0826



CARTRIDGE HUBS KITS

- These billet aluminum hub kits are designed for Arlen Ness forged billet rims
- Cartridge hub design features wheel bearings pre-set in one hub for optimum radial and lateral runout accuracy
- Lightweight coped design provides form and function
- Each hub kit includes everything you need for Indian Bagger applications with TPMS or without TPMS; regardless of your wheel diameter

- Hub kits mount to your Arlen Ness forged rims in minutes with basic tools offering excellent flexibility for stock or custom applications, and allowing all sizes to be available for most applications
- Available in chrome or black anodized finish, each hub kit includes everything needed for simple installation

NOTE: Hubs listed accept factory or aftermarket 5-bolt hub mounted rotors (3,25" bolt circle).

DESCRIPTION	CHROME	BLACK
FRONT HUB KIT		
For 14-24 Chieftain/Chief/Road Master/Classic/Vintage/Dark Horse/Springfield (w/o TPMS)	0213-0825	-
REAR HUB KITS		
For 14-24 Chieftain/Chief/Road Master/Classic/Vintage/Dark Horse/Springfield (w/ TPMS)	0213-0827	0213-0826



WHEEL BEARING AND SEAL KIT

- Exact OEM replacement bearing and seal kits bring back the steering and braking control lost due to worn or rusted wheel bearings
- Each kit includes necessary bearings and seals to completely rebuild each hub
- Double-sealed ball bearings keep moisture and contamination from entering bearing
- Seals ensure proper fitment
- For front applications



PART #	DESCRIPTION
0215-0316	For 19-24 FTR 1200



FRONT WHEEL BEARING AND SEAL KIT

- High-speed bearings are manufactured to ABEC 3 precision levels
- Triple-lip rubber seals keep the grease in and the water and dirt out
- Chevron SRI 2 grease contains rust and oxidation inhibitors (-29 °C to 177 °C (-20 °F to 350 °F))
- Double-lip type TC seals with stainless steel garter springs



0215-0092

PART #	FITS MODEL
FRONT WHEEL BEARING KIT	
0215-0092	For 20-22 Challenger, 14-22 Chief Classic/Chief Vintage/Chieftain, 15-22 Roadmaster, 15-22 Scout/Scout Sixty, 16-22 Springfield, 22 Super Chief
REAR WHEEL BEARING KIT	
0215-1028	For 20 Challenger, 14-20 Chief Classic/Vintage, 14-20 Chieftain, 15-20 Roadmaster, 16-20 Springfield



0214-2165



1313-0227



AXLE COVERS

- Powdercoated axle covers made out of CNC-machined aluminium
- Sold in pairs

PART #	DESCRIPTION	PART #	DESCRIPTION
FOR 18-24 SCOUT BOBBER/BOBBER SIXTY/BOBBER TWENTY		FOR 18-24 SCOUT BOBBER/BOBBER SIXTY/BOBBER TWENTY (CONT)	
0214-2165	Front	1313-0227	Rear

All part numbers in **BLUE** are new for 2025.

NELSON-RIGG
COVERS · LUGGAGE · RAINWEAR



UltraMAX

DEFENDER EXTREME ROUTE 1 HALF COVER

- Innovative UltraMax™ durable polyester material
- Highest UV protection in the industry
- 100% waterproof with electronically taped seams
- Soft windshield liner protects against scratching
- Elastic hem and sewn-in elastic bungee straps make for snug fit
- Packed in integrated carry bag small enough to fit any storage compartment
- Sized to fit all touring motorcycles and adventure bikes with hard bags



PART #	DESCRIPTION
4001-0226	Defender Extreme Route 1 half-cover

NELSON-RIGG
COVERS · LUGGAGE · RAINWEAR

UltraMAX

DEFENDER® EXTREME MOTORCYCLE COVERS

- Innovative UltraMax™ durable polyester material
- Highest UV-rated cover in the industry
- 100% waterproof, including electronically-taped seams
- Reflective strip along sides and back for increased visibility
- Integrated heat-resistant panels for exhaust pipe protection
- Exclusive Perma-Venting® system allows air circulation
- Soft windshield liner protects against scratching
- Snug elastic hem and quick-release belly strap secures cover to bike
- Packed in multi-use compression bag for compact storage
- Grommets at front wheel for cable lock (not included)
- Sizes to fit every model



PART #	SIZE	PART #	SIZE	PART #	SIZE	PART #	SIZE
4001-0185	Medium	4001-0186	Large	4001-0187	X-large	4001-0188 ¹	2X-Large

¹ Includes antenna grommet kit.



DRINK HOLDERS

- Hold virtually any can, bottle or cup secure with a contoured rubber net
- Infinite adjustment with a Ciro® Gen 1 ball-mount design
- Rubber-lined ring keeps your can or bottle from vibrating
- Soft rubber net won't scratch if it comes in contact with paint
- Reducer ring PART #0636-0551 helps hold taller, narrower drinks in standard holder (sold separately)

PART #	DESCRIPTION
0636-0021	W/ 22 mm (7/8") and 25,4 mm (1") handlebar mount, chrome
0636-0023	W/ 32 mm (1 1/4") handlebar mount, chrome



PART #	DESCRIPTION
0636-0024	W/ 32 mm (1 1/4") handlebar mount, black/chrome
0636-0551	Reducer ring



DRINK HOLDER ACCESSORIES

- Passenger Drink Holder Mount PART #0636-0415 allows for quick removal of Ciro® Drink and Big Ass® Drink Holders and works on left or right side (sold separately)
- Reducer ring allows you to put taller/narrower drinks in Ciro standard or Big Ass Drink Holdersholder

NOTE: Passenger Drink Mount Holder fits 14-24 Indian models with Indian Touring trunk (except low profile trunk).

PART #	DESCRIPTION	PART #	DESCRIPTION
0636-0415	Passenger mount, black finish	0636-0552	Reducer ring



All part numbers in **BLUE** are new for 2025.

WINDSHIELDS
& FAIRINGS

SADDLEBAGS
& LUGGAGE

SEATS &
SISSY BARS

EXHAUST

FUEL/AIR
SYSTEMS

ENGINE

TRANSMISSION,
CLUTCH LINE
& DRIVELINE

GASKETS
& SEALS

ELECTRICAL

LIGHTING &
LICENSE
PLATES

HANDLEBARS,
CONTROLS
& MIRRORS

CABLES

BRAKES &
BRAKE LINES

TANKS &
OIL FILTERS

DASHES
& GAUGES

FRAMES &
SUSPENSION

FENDERS

FOOTRESTS &
FLOORBOARDS

WHEELS
& AXLES

COVERS,
LOCKS &
GENERAL

AUDIO,
COMMUNICATION
& MOUNTS

WINDSHIELDS
& FAIRINGSSADDLEBAGS
& LUGGAGESEATS &
SISSY BARS

EXHAUST

FUEL/AIR
SYSTEMS

ENGINE

TRANSMISSION,
CLUTCH LINE
& DRIVELINEGASKETS
& SEALS

ELECTRICAL

LIGHTING
& LICENSE
PLATESHANDLEBARS,
CONTROLS
& MIRRORS

CABLES

BRAKES &
BRAKE LINESTANKS &
OIL FILTERSDASHES
& GAUGESFRAMES &
SUSPENSION

FENDERS

FOOTRESTS &
FLOORBOARDSWHEELS
& AXLESCOVERS,
LOCKS &
GENERALAUDIO,
COMMUNICATION
& MOUNTS**SHOW CHROME****BEVERAGE HOLDER**

- For cruiser models with 32 to 40 mm hole spacing on clamp halves
- Beverage holder has been designed for easy installation and removal; just install the bracket and the beverage holder itself can be quickly snapped into place or removed
- No plastic here; made from durable steel for unequaled performance
- Added security is available with a setscrew to ensure it does not walk away while rider is away



PART #
0636-0153

DESCRIPTION
Satin black

**SHOW CHROME****12" FLAGPOLE WITH FLAG AND FINIAL**

- Flagpole mounts to any 1/2" tubular rack or rail; does not fold down
- O-rings keep the flag in place
- Includes heavy-duty polyester 6" x 9" American flag
- Available with acorn



PART #
0521-1581

DESCRIPTION
W/ acorn finial

**FLARE WINDSHIELD DEMO DISPLAY KITS**

- Eye-catching display for Flare Windshields
- Includes flyers and windshields listed
- Contact your Drag rep for details

INDIAN DEMO KITS

- (1) 10" FLARE black - demo 2312-0263
- (1) 12" FLARE dark smoke - demo 2312-0260
- (1) 14" FLARE tint - demo 2312-0480
- Packet of dealer support items

PART #	DESCRIPTION
9904-1652	For 14-23 Chieftain, 15-23 Roadmaster

**9904-1652****CHALLENGER DEMO KITS**

- (1) 8" FLARE dark smoke - demo 2312-0506
- (1) 11" FLARE dark smoke - demo 2312-0836
- Packet of dealer support items

PART #	DESCRIPTION
9904-1653	For 20-23 Challenger



SADDLEMEN
THE GEL-SEAT EXPERTS / SINCE 1987

LOGO FLOOR MATS

- Perfect for any motorcycle shop, garage or man cave
- Three different sizes to fit any space
- Durable nylon build works both inside and outside
- Non-slip rubber backing

**9905-0242****9905-0243**

PART #	SIZE	PART #	SIZE	PART #	SIZE
9905-0242	24" W x 36" L	9905-0243	31.5" W x 78.5" L	9905-0244	48" W x 72" L

SLYFOX**MAT**

- Designed to not only dress up your pit area or shop floor, but are also environmentally friendly
- Bike mats can absorb up to 6 liters of fluid like radiator coolant, oil, and any other solvent-based products that can harm the environment, by being contained within the mat, or help absorb mud and water
- Not only are they lightweight, but can easily be washed and reused




PART #
9201-0074


DESCRIPTION
Floor mat

SW-MOTECH**SW-MOTECH STICKER**

- Perfect for personalizing any bike or luggage

PART #	DESCRIPTION
4320-2482	Reflective Bull (130 mm x 97 mm)

All part numbers in **BLUE** are new for 2025.



0521-1802



0521-1770



0521-1578



DYNAMAT SOUND CONTROL FAIRING KITS

- High-efficiency sound-dampening material
- Achieve tighter bass and clearer music with your stock stereo
- Stops fairing vibration and directs music out towards the rider
- No measuring, no cutting, easy to install; peel and stick
- Custom cut per motorcycle, resulting in no waste and no guesswork

PART #	DESCRIPTION
0521-1802	For 20-23 Challenger, 22 Pursuit
0521-1770	For 19-24 Chieftain Limited/Chieftain Dark Horse

PART #	DESCRIPTION
0521-1578	For 14-18 Chieftain and Roadmaster, 17-18 Chieftain Dark Horse



SPEAKER JUMPER PIGTAILS

- Ideal for new speaker installation

PART #	DESCRIPTION
2120-1204	For 19-22 Indian Touring



4401-0270



SHORT SPIRAL ANTENNA

- Great replacement for the long, stock OEM whip style antennas
- Easy-to-install, direct replacement
- Features grommet that remains in place and completes the installation process
- Includes a removable M6-1.0 threaded screw to mount on any model
- Measures 19 cm (7 1/2") tall

PART #	DESCRIPTION
4401-0214	For 14-23 Chieftain/Roadmaster



4401-0271



HIGH CALIBER FLEXIBLE ANTENNAS

- Bullet-style antenna is a sleek, sturdy upgrade over long whip-style antennas
- AM/FM/WB reception is equivalent to OEM antenna
- Flexible rubber base prevents antenna from breaking
- No need to worry about bike cover
- Comes in 8" length

PART #	DESCRIPTION
4401-0270	Chrome
4401-0271	Black anodized

All part numbers in **BLUE** are new for 2025.

- WINDSHIELDS & FAIRINGS
- SADDLEBAGS & LUGGAGE
- SEATS & SISSY BARS
- EXHAUST
- FUEL/AIR SYSTEMS
- ENGINE
- TRANSMISSION, CLUTCH LINE & DRIVELINE
- GASKETS & SEALS
- ELECTRICAL
- LIGHTING & LICENSE PLATES
- HANDLEBARS, CONTROLS & MIRRORS
- CABLES
- BRAKES & BRAKE LINES
- TANKS & OIL FILTERS
- DASHES & GAUGES
- FRAMES & SUSPENSION
- FENDERS
- FOOTRESTS & FLOORBOARDS
- WHEELS & AXLES
- COVERS, LOCKS & GENERAL
- AUDIO, COMMUNICATION & MOUNTS

WINDSHIELDS
& FAIRINGSSADDLEBAGS
& LUGGAGESEATS &
SISSY BARS

EXHAUST

FUEL/AIR
SYSTEMS

ENGINE

TRANSMISSION,
CLUTCH LINE
& DRIVELINEGASKETS
& SEALS

ELECTRICAL

LIGHTING
& LICENSE
PLATESHANDLEBARS,
CONTROLS
& MIRRORS

CABLES

BRAKES &
BRAKE LINESTANKS &
OIL FILTERSDASHES
& GAUGESFRAMES &
SUSPENSION

FENDERS

FOOTRESTS &
FLOORBOARDSWHEELS
& AXLESCOVERS,
LOCKS &
GENERALAUDIO,
COMMUNICATION
& MOUNTSSP
CONNECT**SPC+ CREATOR KIT**

- Get the full photo and video capabilities of your smartphone with the Creator Kit, a versatile mix of phone mounts and adapters
- Can be used with 1/4"-20 & GoPro® mounts
- Robust and secure
- Suitable for SP Connect™ MicroRails
- 360° adjustment (6° increments)
- Includes 1 tripod adapter, 1 "Actioncam" clip, 1 swivel adapter, 1 MicroRail adapter and 1 creator mount

PART #
0636-0619DESCRIPTION
SPC+ creator kitTRANSMISSION,
CLUTCH LINE
& DRIVELINEGASKETS
& SEALS

ELECTRICAL

LIGHTING
& LICENSE
PLATESHANDLEBARS,
CONTROLS
& MIRRORS

CABLES

BRAKES &
BRAKE LINESTANKS &
OIL FILTERSDASHES
& GAUGESFRAMES &
SUSPENSION

FENDERS

FOOTRESTS &
FLOORBOARDSWHEELS
& AXLESCOVERS,
LOCKS &
GENERALAUDIO,
COMMUNICATION
& MOUNTS**POV POLE**

- Selfie stick with practical telescopic rod
- Extremely light and easy to store
- Includes one 20" POV pole with adjustable wrist strap, one quickscrew, one swivel adapter and one creator mount

PART #
0636-0618DESCRIPTION
POV pole**SPC+ TRIPOD GRIP**

- Take static photos and dynamic video clips from exciting perspectives
- Attach your phone or GoPro® action camera to the tripod head with a simple 90° clockwise rotation
- Equipped with a 360° ball head
- Lightweight and pocket-sized
- Magnetic tripod legs
- Includes SPC+ Tripod Grip, quick screw, SPC+ swivel adapter and SPC+ creator mount

PART #
0636-0624DESCRIPTION
SPC+ tripod grip**TRIPOD POLE**

- Practical mobile phone tripod that fits in any pocket
- Create great photos and dynamic videos from exciting perspectives
- Compatible with SPC and SPC+ Phone Cases
- Magnetic tripod legs
- Telescopic pole and 360° rotating ball head
- Secure hold thanks to lightning fast 90° locking
- Height measures approx. 18.5" when pole is fully extended

PART #
0636-0625DESCRIPTION
Tripod poleAll part numbers in **BLUE** are new for 2025.

dragspecialties.eu / partseurope.eu

SPTM CONNECT



SPC+ UNIVERSAL CLAMP KIT

- Easy and secure smartphone mounting on all SPC+ mounting heads
- Fits almost all smartphone models
- Suitable for smartphones with a maximum thickness of 12 mm and a width between 58 mm and 85 mm
- Mirror attach point features 360° adjustment option
- Simple and bombproof locking system
- Sold each

PART #	DESCRIPTION
0636-0319	SPC+ universal clamp kit

SPC+ UNIVERSAL PHONE CLAMP

- Easy and secure smartphone mounting on all SPC+ mounting heads
- Adjustable universal mount for almost all cell phone models
- Suitable for oversized smartphone models and rugged cases
- Durable and 100% waterproof

PART #	DESCRIPTION
0636-0316	Universal Max, fits all smartphone models with a width between approx. 2,56" to 3,52"
0636-0317	Universal, fits smartphone models with a width between approx. 2,25" to 3,4"



SPC+ UNIVERSAL MOUNT

- Universal phone mount with hook-and-loop fastener (two hook-and-loop lengths)
- For bicycles, motorbikes, golf carts, baby carriages and more
- Mounting and alignment without tools

PART #	DESCRIPTION
0636-0328	SPC+ universal mount

SPC+ BALL HEAD MOUNT

- Attaches your SPC+ Phone Case to any RAM® mount on your bike
- Diameter measures approx. 25 mm
- GoPro®-compatible

PART #	DESCRIPTION
0636-0345	SPC+ ball head mount



0636-0325



0636-0326

SPC+ VENT PHONE MOUNTS

- Provides quick and secure magnetic mounting of your SPC+ Phone Case on the car air vent
- With the SPC+ vent phone mount, your navigation is always in view and you can use the hands-free function of your smartphone while driving
- Flexible and compact design
- Charging vent mount allows for easy inductive charging in the car

PART #	DESCRIPTION	PART #	DESCRIPTION
0636-0325	Black	0636-0326	Black, charging



SPC+ MAGNETIC RING MOUNT

- With this magnetic cell phone finger holder, your device is more secure in your hand
- Can also be used as a stand or for handling your cell phone
- Diameter measures 1,41"
- Sold each

PART #	DESCRIPTION
0636-0465	SPC+ magnetic ring mount

SPC+ RING MOUNT

- This practical cell phone finger holder can be attached to your SPC+ Phone Case in just a second, giving you a more secure grip on your device
- Lightweight and flat design
- Also suitable as a stand or for hanging up your smartphone

PART #	DESCRIPTION
0636-0324	SPC+ ring mount



All part numbers in **BLUE** are new for 2025.

- WINDSHIELDS & FAIRINGS
- SADDLEBAGS & LUGGAGE
- SEATS & SISSY BARS
- EXHAUST
- FUEL/AIR SYSTEMS
- ENGINE
- TRANSMISSION, CLUTCH LINE & DRIVELINE
- GASKETS & SEALS
- ELECTRICAL
- LIGHTING & LICENSE PLATES
- HANDLEBARS, CONTROLS & MIRRORS
- CABLES
- BRAKES & BRAKE LINES
- TANKS & OIL FILTERS
- DASHES & GAUGES
- FRAMES & SUSPENSION
- FENDERS
- FOOTRESTS & FLOORBOARDS
- WHEELS & AXLES
- COVERS, LOCKS & GENERAL
- AUDIO, COMMUNICATION & MOUNTS



SPC+ SUCTION MOUNT

- Magnetic attachment of the SPC+ Phone Case
- 360° positioning
- Vibration-free
- Includes fast inductive charging function with 15W of power

PART #	DESCRIPTION
0636-0327	SPC+ suction mount



SPC+ UNIVERSAL ADHESIVE KIT

- Attach your smartphone quickly and securely to almost any smooth, flat and non-porous surface
- Use in combination with the SPC+ Phone Case
- Flexible adhesive mounts for many applications
- Can be used as a spare part if required
- Easy to stick on surfaces
- Includes five practical adhesive mounts, which stick to the surface thanks to the strong 3M™ VHBTM adhesive

PART #	DESCRIPTION
0636-0320	SPC+ universal adhesive kit



0636-0313



2130-0366

SPC+ ADHESIVE PHONE MOUNT

- Secure, flat and sturdy adhesive pad
- For bicycles, motorbikes, cars, golf carts and more
- SP Connect™ 3M™ adhesive film for flexible use
- Compatible with all SPC+ mounts

PART #	DESCRIPTION
0636-0313	Universal interface SPC+ phone mount
2130-0366	Universal interface SPC+ phone mount mini



0636-0322



0636-0486



0636-0321

SPC+ ANTI-VIBRATION MODULES

- Reduces up to 60% of persistent engine vibrations thanks to the specially developed elastomer inlay
- Simply replace the compatible mounting head with the SPC+ Anti-Vibration Module and mount your smartphone directly to the vibration dampening module with a 90° clockwise rotation
- Offers additional protection for sensitive smartphone parts
- CNC machined from aircraft grade aluminum
- Diameter measures 2"

PART #	DESCRIPTION	PART #	DESCRIPTION	PART #	DESCRIPTION
0636-0322	Chrome	0636-0486	Chrome with inductive charging	0636-0321	Black

SPROCKET ADAPTER

- The Sprocket Adapter makes it easy to use the SP Connect™ Anti Vibration Module on many other mount
- Retrofit existing brackets
- Includes sprocket adapter and one screw

PART #	DESCRIPTION
0636-0564	Sprocket adapter



All part numbers in **BLUE** are new for 2025.

SPTM CONNECT

WIRELESS POWER BANK

- With the compact SP Connect™ wireless power bank, you can charge your smartphone's battery quickly and conveniently wirelessly when you're on the go
- With an output of 10W and a capacity of 5,000mAh it can be stowed in any pocket thanks to its handy design
- Connect your SPC+ phone case and smartphone simply with the twist-to-lock mechanism with the wireless power bank and the energy is already flowing without a charging cable
- When the power bank is empty, it can quickly be recharged via USB


PART #
[2130-0359](#)
DESCRIPTION


Wireless power bank

SPC+ CHARGING MODULES

- This inductive charger lets you charge your phone wirelessly in combination with the SPC+ Phone Case
- Mounts on all SPC+ bracket heads
- Versatile applications (motorbike, e-bike, powerbank)
- 100% weatherproof
- USB cable included
- Measures approx. 2" x 0,47" x 7,8"

SPC+ CHARGING ANTI-VIBRATION MODULE

- Innovative vibration dampener and weatherproof inductive charger for the SPC+ Phone Case
- Provides up to 60% reduction in vibration
- CNC machined from aircraft grade aluminum
- Diameter measures approx. 2"


PART #
[2130-0356](#)
DESCRIPTION

SPC+ charging module

PART #
[0636-0323](#)
DESCRIPTION

SPC+ charging anti-vibration module

SPC+ CHARGING STAND

- Phone holder for desk or home use
- Secure magnetic attachment of the SPC+ Phone Case
- Fast inductive charging with 15 watts of power
- MagSafe®-compatible accessories
- Includes USB cable


PART #
[2130-0357](#)
DESCRIPTION

SPC+ charging stand

WIRELESS CHARGING PAD

- Thanks to built-in magnets, your SPC+ Phone Case automatically moves to the correct charging position on this MagSafe®-compatible wireless charger
- With its practical foldable stand, the inductive charger also supports charging at an angle
- Fast wireless charging with 15W of power
- Includes USB cable


PART #
[2130-0358](#)
DESCRIPTION

Wireless charging pad

UNIVERSAL CHARGING PHONE CLAMP

- Waterproof, adjustable universal mount for most smartphone models
- Fast, inductive charging with 15W of power
- Durable and 100% waterproof
- Includes waterproof USB cable


PART #
[0636-0318](#)
DESCRIPTION

Universal charging phone clamp

WALL CHARGER 30W

- Features two USB ports (USB-C and USB-A) that allow you to charge multiple devices at the same time
- Equipped with an intelligent IC chip that automatically detects the charging needs of your devices and delivers optimal power to ensure fast and efficient charging


PART #
[2130-0376](#)
DESCRIPTION

Wall charger 30W

HARDWIRE CABLE FOR SPC+

- Weatherproof cable for wiring to the motorcycle battery to power your inductive charger
- Simply wire the free ends of the cable to the motorcycle battery and connect the USB-C connector to the charging module
- Equipped with an integrated voltage converter (12V to 5V/2A)
- Cable length measures 59"
- Sold each

PART #
[2130-0355](#)
DESCRIPTION

Hardwire cable for SPC+


 All part numbers in **BLUE** are new for 2025.

- WINDSHIELDS & FAIRINGS
- SADDLEBAGS & LUGGAGE
- SEATS & SISSY BARS
- EXHAUST
- FUEL/AIR SYSTEMS
- ENGINE
- TRANSMISSION, CLUTCH LINE & DRIVELINE
- GASKETS & SEALS
- ELECTRICAL
- LIGHTING & LICENSE PLATES
- HANDLEBARS, CONTROLS & MIRRORS
- CABLES
- BRAKES & BRAKE LINES
- TANKS & OIL FILTERS
- DASHES & GAUGES
- FRAMES & SUSPENSION
- FENDERS
- FOOTRESTS & FLOORBOARDS
- WHEELS & AXLES
- COVERS, LOCKS & GENERAL
- AUDIO, COMMUNICATION & MOUNTS



SPC+ MAGNETIC FLIP COVER

- Upgrade your phone protection with the SP Connect™ SPC+ Magnetic Flip Cover
- Fast magnetic attachment and detachment
- Closing latch for secure
- Holds up to four cards
- Integrated RFID blocking
- Comes in sizes M (up to 5,8") and XL (up to 6,5")

0636-0483

PART #	SIZE	PART #	SIZE
0636-0483	Medium	0636-0484	XL



0636-0459



0636-0460

SPC+ PHONE CARD WALLETS

- The perfect solution for those who like to have everything at hand
- Compatible with the SPC+ Phone Case
- Holds up to four cards
- RFID Blocking
- Quick and secure mounting with 90° locking mechanism
- Compact and durable
- Measures approx. 3,85" L x 2,62" W x 0,29" D

PART #	DESCRIPTION
0636-0459	SPC+ phone card wallet

SPC+ MAGNETIC CARD WALLET

- Magnetic attachment to SPC+ Phone Case with included phone stand
- Quick and secure magnetic attachment
- Use as smartphone stand
- Compact and durable

PART #	DESCRIPTION
0636-0460	SPC+ magnetic card wallet



SPC+ MOTO PRO CHROME HEAD

- SPC+ Head Chrome for SP Connect™ Phone Cases
- Smartphone mounting on mounts with SPC head
- Light and flat design
- Easy to attach
- Strong hold

PART #
0636-0558

DESCRIPTION
SPC+ Moto Pro chrome head



SPC+ MOTO LT HEAD

- SPC+ Head for SP Connect™ Phone Cases
- Smartphone mounting on mounts with SPC head
- Light and flat design
- Easy to attach, strong hold

PART #	DESCRIPTION
0636-0557	SPC+ Moto LT head



SPC+ MOTO PRO HEAD

- Make your trusted SP Connect™ mount compatible with the new generation of SPC+ phone cases
- Light and flat design
- Easy to attach; strong hold
- Fits Moto Pro mount PART #s 0636-0272 and 0636-0267

PART #	DESCRIPTION
0636-0331	SPC+ Moto Pro head

SPC+ ADAPTER

- SPC+ Adapter for SPC+ Phone Cases
- Smartphone mounting on mounts with SPC head
- Lightweight and low profile design
- Easy to mount, strong hold

PART #
0636-0554

DESCRIPTION
SPC+ adapter



All part numbers in **BLUE** are new for 2025.

SPTM CONNECT



0636-0311



0636-0312



0636-0341



0636-0651



0636-0652



0636-0636



0636-0637



0636-0342



0636-0299



0636-0296



0636-0297



0636-0298



0636-0295



0636-0294



0636-0291



0636-0288



0636-0289



0636-0290



0636-0292



0636-0293



0636-0416



0636-0417



0636-0418



0636-0419



0636-0630



0636-0631



0636-0632

SPC+ PHONE CASES

- Securely mounts to any SP Connect™ holder in just one second
- Thanks to a 40% thinner design, the SPC+ model is fully MagSafe®-compatible
- Ready for inductive charging and magnetic attachment

PART #	DESCRIPTION
0636-0311	Case for Google® Pixel 6
0636-0312	Case for Google Pixel 6 Pro
0636-0341	Case for Google Pixel 7
0636-0651	Case for Google Pixel 8
0636-0652	Case for Google Pixel 8 Pro
0636-0636	Case for Google Pixel 9
0636-0637	Case for Google Pixel 9 Pro
0636-0342	Case for Google Pixel 7 Pro
0636-0299	Case for iPhone® SE/6S/7/8

PART #	DESCRIPTION
0636-0296	Case for iPhone 11 Pro/XS/X
0636-0297	Case for iPhone 11/XR
0636-0298	Case for iPhone 11 Pro Max/XS Max
0636-0295	Case for iPhone 12/Pro
0636-0294	Case for iPhone 12/13 Pro Max
0636-0291	Case for iPhone 12/13 Mini
0636-0288	Case for iPhone 14 Pro
0636-0289	Case for iPhone 14 Plus
0636-0290	Case for iPhone 14 Pro Max

PART #	DESCRIPTION
0636-0292	Case for iPhone 13/14
0636-0293	Case for iPhone 13 Pro
0636-0416	Case for iPhone 15
0636-0417	Case for iPhone 15 Pro
0636-0418	Case for iPhone 15 Plus
0636-0419	Case for iPhone 15 Pro Max
0636-0630	Case for iPhone 16
0636-0631	Case for iPhone 16 Pro
0636-0632	Case for iPhone 16 Plus

SPC+ PHONE CASES continued on next page.

All part numbers in **BLUE** are new for 2025.

WINDSHIELDS
& FAIRINGS

SADDLEBAGS
& LUGGAGE

SEATS &
SISSY BARS

EXHAUST

FUEL/AIR
SYSTEMS

ENGINE

TRANSMISSION,
CLUTCH LINE
& DRIVELINE

GASKETS
& SEALS

ELECTRICAL

LIGHTING
& LICENSE
PLATES

HANDLEBARS,
CONTROLS
& MIRRORS

CABLES

BRAKES &
BRAKE LINES

TANKS &
OIL FILTERS

DASHES
& GAUGES

FRAMES &
SUSPENSION

FENDERS

FOOTRESTS &
FLOORBOARDS

WHEELS
& AXLES

COVERS,
LOCKS &
GENERAL

AUDIO,
COMMUNICATION
& MOUNTS

WINDSHIELDS & FAIRINGS

SADDLEBAGS & LUGGAGE

SEATS & SISSY BARS

EXHAUST

FUEL/AIR SYSTEMS

ENGINE

TRANSMISSION, CLUTCH LINE & DRIVELINE

GASKETS & SEALS

ELECTRICAL

LIGHTING & LICENSE PLATES

HANDLEBARS, CONTROLS & MIRRORS

CABLES

BRAKES & BRAKE LINES

TANKS & OIL FILTERS

DASHES & GAUGES

FRAMES & SUSPENSION

FENDERS

FOOTRESTS & FLOORBOARDS

WHEELS & AXLES

COVERS, LOCKS & GENERAL

AUDIO, COMMUNICATION & MOUNTS



SPC+ PHONE CASES (CONT)



0636-0633



0636-0634



0636-0300



0636-0301



0636-0302



0636-0303



0636-0304



0636-0305



0636-0306



0636-0307



0636-0308



0636-0309



0636-0310



0636-0338



0636-0524



0636-0635



0636-0339



0636-0340



0636-0521



0636-0522



0636-0523



0636-0525



0636-0315



0636-0565



0636-0403



0636-0402

PART #	DESCRIPTION
0636-0633	Case for iPhone 16 Pro Max
0636-0634	Case for Samsung® Galaxy A55
0636-0300	Case for Samsung Galaxy S22
0636-0301	Case for Samsung Galaxy S22 Plus
0636-0302	Case for Samsung Galaxy S22 Ultra
0636-0303	Case for Samsung Galaxy S21
0636-0304	Case for Samsung Galaxy S21 Plus
0636-0305	Case for Samsung Galaxy S21 Ultra
0636-0306	Case for Samsung Galaxy S21 FE

PART #	DESCRIPTION
0636-0307	Case for Samsung Galaxy S20 Plus
0636-0308	Case for Samsung Galaxy S20 Ultra
0636-0309	Case for Samsung Galaxy S20
0636-0310	Case for Samsung Galaxy S20 FE
0636-0338	Case for Samsung Galaxy S23
0636-0524	Case for Samsung Galaxy S23 FE
0636-0635	Case for Samsung Galaxy S24 FE
0636-0339	Case for Samsung Galaxy S23 Plus
0636-0340	Case for Samsung Galaxy S23 Ultra

PART #	DESCRIPTION
0636-0521	Case for Samsung S24
0636-0522	Case for Samsung S24 Plus
0636-0523	Case for Samsung S24 Ultra
0636-0525	Case for Samsung A54
0636-0315	Universal phone case, large
0636-0565	Universal phone case, XL
0636-0403	Xiaomi® 13
0636-0402	Xiaomi 13 Pro

All part numbers in **BLUE** are new for 2025.



MOTO BUNDLES

- SP Connect™ Moto Bundles make it simple to securely mount and protect your smartphone on your motorcycle, ATV, golf cart, bicycle and much more
- Universal Clamp SPC+ provides easy and secure “twist-to-lock” mounting on SP Connect mounts and fits almost all smartphone models
- Moto Mount LT mounts your mobile phone quickly and securely, has interchangeable heads for SPC/SPC+, has a durable lightweight construction, made from fiberglass-reinforced polyamide, has super stable 360° adjustment in 6° steps and is for standard and oversized handlebars
- Universal Interface SPC+ makes any phone case and other devices SPC+ compatible

- Universal Interface SPC+ simply snaps on and mounts device securely
- Universal Interface SPC+ includes a secure, flat and sturdy adhesive pad and 3M™ adhesive film for flexible use
- Universal Phone Case L SPC+ fits all mobile phone models up to approx. 6,4" x 3,14", has secure mounting on all SPC+ holder heads, protects against rain, sweat, mud and dust and has good touchscreen operability and camera window

PART #	DESCRIPTION	INCLUDES
0636-0412	Moto Bundle LT Universal Clamp SPC+	Universal Clamp SPC+, Moto Mount LT, SPC+ head, direct adapter, plastic spacing inserts, stand tool
0636-0413	Moto Bundle LT Universal Interface SPC+	Universal Interface SPC+, Moto Mount LT, SPC+ head, direct adapter, plastic spacing inserts, stand tool
0636-0414	Moto Bundle LT Universal Case SPC+	Universal Phone Case (L) SPC+, Moto Mount LT, SPC+ head, direct adaptor, plastic spacing inserts, stand tool

3D MOTO MOUNTS

- Unlimited positioning with a 360° adjustment option
- CNC machined from aircraft grade aluminum
- Vibration reduction
- Mobile phone can be fixed in portrait or landscape format
- PART #0636-0620 includes 3D Moto Mount 1 1/2", spacing adapter measuring 1,25" and Allen key
- PART #0636-0621 includes chrome 3D Moto Mount 1 1/2", 1 spacing adapter measuring 1,25", 1 Allen key
- PART #0636-0622 includes black 3D Moto Mount, 2 mounting rods measuring 3,14" and 1,57", 4 spacing adapters measuring 1,125", 1,063", 1" and 0,875", 1 conical adapter 2", 1 conical adapter 3.5", 2 Allen keys



PART #	DESCRIPTION	PART #	DESCRIPTION
0636-0620	3D moto mount 1 1/2" black	0636-0621	3D moto mount 1 1/2" chrome
0636-0622	3D moto mount black		

MOTO MOUNT PRO

- Attaches your smartphone to your motorbike with an SP Connect™ Phone Case or other SP Connect™ -compatible device
- CNC milled from aircraft-grade aluminum with stainless steel hardware
- Fits standard and oversized handlebars (2,22/2,54/2,86/3,17 cm)
- 360° rotation



PART #	DESCRIPTION	PART #	DESCRIPTION
0636-0267	Chrome	0636-0272	Black

SPACER RINGS FOR MOTO MOUNT PRO

- For secure and stable mounting on the handlebar
- Suitable for Moto Mount Pro PART #s 0636-0267 and 0636-0272
- Set of three; includes plastic spacing inserts measuring 1,12", 1" and 87,4"



PART #	DESCRIPTION
0636-0562	Spacer rings for Moto mount pro

All part numbers in **BLUE** are new for 2025.

- WINDSHIELDS & FAIRINGS
- SADDLEBAGS & LUGGAGE
- SEATS & SISSY BARS
- EXHAUST
- FUEL/AIR SYSTEMS
- ENGINE
- TRANSMISSION, CLUTCH LINE & DRIVELINE
- GASKETS & SEALS
- ELECTRICAL
- LIGHTING & LICENSE PLATES
- HANDLEBARS, CONTROLS & MIRRORS
- CABLES
- BRAKES & BRAKE LINES
- TANKS & OIL FILTERS
- DASHES & GAUGES
- FRAMES & SUSPENSION
- FENDERS
- FOOTRESTS & FLOORBOARDS
- WHEELS & AXLES
- COVERS, LOCKS & GENERAL
- AUDIO, COMMUNICATION & MOUNTS

WINDSHIELDS & FAIRINGS

SADDLEBAGS & LUGGAGE

SEATS & SISSY BARS

EXHAUST

FUEL/AIR SYSTEMS

ENGINE

TRANSMISSION, CLUTCH LINE & DRIVELINE

GASKETS & SEALS

ELECTRICAL

LIGHTING & LICENSE PLATES

HANDLEBARS, CONTROLS & MIRRORS

CABLES

BRAKES & BRAKE LINES

TANKS & OIL FILTERS

DASHES & GAUGES

FRAMES & SUSPENSION

FENDERS

FOOTRESTS & FLOORBOARDS

WHEELS & AXLES

COVERS, LOCKS & GENERAL

AUDIO, COMMUNICATION & MOUNTS



GPS CRADLE MOUNT

- Mount your smartphone while on the go and use your navigation apps with ease
- Compatible with Garmin® AMPS hole pattern 38 mm x 30 mm
- Shock-absorbing head
- Adjustable positioning angle
- Mounting in portrait and landscape format
- CNC machined from aircraft-grade aluminum

PART #	DESCRIPTION
0636-0548	GPS cradle mount



0636-0282



0636-0279

BAR CLAMP MOUNT PRO

- Securely mounts your smartphone to your motorcycle
- Swiveling/rotating head allows for easy positioning
- CNC machined from aircraft-grade aluminum with a black finish
- Portrait/landscape orientation option
- Stainless steel hardware

PART #	DESCRIPTION	PART #	DESCRIPTION
0636-0282	Chrome	0636-0279	Black



0636-0278

PERCH MOUNT PRO

- Mounts your smartphone to your motorbike's clutch or brake lever perch
- Positions your smartphone in your field of vision
- Portrait/landscape orientation option
- Stainless steel hardware

PART #	DESCRIPTION
0636-0278	Chrome



0636-0277

PART #	DESCRIPTION
0636-0277	Black



0636-0281

BRAKE MOUNT PRO

- Securely mounts your smartphone to your motorcycle's mirror or crossbar
- Glass fiber reinforced polyamide
- Easily attaches to most brake fluid reservoirs (Fits brake fluid reservoir with M4 x 1⁶/₁₈ screws)
- Portrait/landscape orientation option
- 360° rotation
- Stainless steel hardware

PART #	DESCRIPTION
0636-0281	Brake mount pro



0636-0423

LARGE BRAKE MOUNT PRO

- Mounts to the lid of the brake fluid reservoir 20" to 32"
- Wide range of adjustment possibilities
- Mobile phone can be fixed in portrait or landscape format

PART #	DESCRIPTION
0636-0423	Large brake mount pro



MIRROR MOUNT PRO

- CNC-machined parts from aluminum
- Swiveling/rotating head for easy alignment
- Portrait/landscape orientation option
- Fits most motorcycle mirror stems (0,39 to 0,63")

PART #	DESCRIPTION
0636-0280	Mirror mount pro



MIRROR MOUNT

- Easily mount your smartphone to your motorcycle's mirror or crossbar
- Securely positions your smartphone in your field of vision for simple navigation
- 360° rotation
- Fits most motorcycle mirrors (10 to 16 mm or 0,39 to 0,63")

PART #	DESCRIPTION
0636-0270	Mirror mount



DIAMETER ADAPTERS

- Secure attachment to mirror or crossbar
- Suitable for Mirror Mount PART #0636-0270 and Mirror Mount Pro PART #0636-0280
- For diameters of approx. 0,39", 0,47" and 0,55"
- Set of three with different sizes

PART #	DESCRIPTION
0636-0563	Diameter adapters



All part numbers in **BLUE** are new for 2025.

SPTM CONNECT



ADHESIVE MOUNT PRO

- Securely mount your smartphone to your motorbike or car so it's positioned in your field of vision
- Easy mounting with 3M™ adhesive
- 360° ball head adjustment
- Measures approx. 4,5" L x 4" W x 1,5" H

PART #	DESCRIPTION
0636-0275	Adhesive mount pro



MOTO MOUNT LT

- Attaches your smartphone to your motorbike with an SP Connect™ Phone Case or other SP Connect-compatible device
- Durable, lightweight construction; made from fiberglass-reinforced polyamide
- Super-stable 360° adjustment in 6° steps
- Fits standard and oversized handlebars (7/8", 1", 1 1/8", 1 1/4", 1 1/2")

PART #	DESCRIPTION
0636-0401	Moto mount LT



MOTO STEM MOUNT PRO

- Mount for super sport motorbikes (stub handlebars)
- CNC machined from aircraft grade aluminum
- Angle-adjustable for individual vertical and horizontal positioning
- Vibration damping
- Navigation and apps directly in the field of vision

PART #	DESCRIPTION
0636-0485	Moto stem mount pro



MOTO STEM MOUNT

- Securely mounts your smartphone to your motorbike with an SP Connect™ Phone Case or Universal Interface
- For sport motorcycles (clip-on handlebars)
- Portrait/landscape orientation option
- CNC machined from aircraft-grade aluminum
- Stainless steel hardware
- For diameters 0,5 to 1", 0,5 to 0,6", 0,6 to 0,7", 0,7 to 0,8", 0,8 to 0,9", 0,9 to 1", 1 to 1,2"
- Does not replace stem nut

PART #	DESCRIPTION
0636-0276	Moto stem mount

ARM BAND

- Multifunctional mobile phone holder for upper arm
- Comfortable to wear against the skin and over clothing
- Two included anti-pinch strap attachments made of light, breathable and stretchable neoprene
- Anti-slip coating inside for jogging, training and daily use
- Hand washable, fully breathable, weatherproof
- Includes one arm band, one adjustable S/M strap and one adjustable L/XL strap



PART #	DESCRIPTION
9201-0090	Arm band

SMALL PHONE CASE LANYARD

- A compact, elastic leash and safety tag to keep your phone safe in any situation
- Flexible cord
- Adjustable clip
- Carabiner for quick attachment
- Secure safety tag
- Measures approx. 7,4" to 13,77" (without carabiner)



PART #	DESCRIPTION
0636-0359	Small phone case lanyard



CLIP MOUNT

- Practical, lightweight mobile phone clip mount for the SP Connect™ Phone Case
- Securely attaches to belts, bags and backpacks
- Bracket with functional clamping mechanism
- Optimum protection for your device on the go
- Weather-proof
- Includes SPC+ clip mount and SPC+ tool



PART #	DESCRIPTION
0636-0623	Clip mount



All part numbers in **BLUE** are new for 2025.

WINDSHIELDS & FAIRINGS

SADDLEBAGS & LUGGAGE

SEATS & SISSY BARS

EXHAUST

FUEL/AIR SYSTEMS

ENGINE

TRANSMISSION, CLUTCH LINE & DRIVELINE

GASKETS & SEALS

ELECTRICAL

LIGHTING & LICENSE PLATES

HANDLEBARS, CONTROLS & MIRRORS

CABLES

BRAKES & BRAKE LINES

TANKS & OIL FILTERS

DASHES & GAUGES

FRAMES & SUSPENSION

FENDERS

FOOTRESTS & FLOORBOARDS

WHEELS & AXLES

COVERS, LOCKS & GENERAL

AUDIO, COMMUNICATION & MOUNTS



SPC+ XTREME PHONE CASES

- Rugged and waterproof case
- 360° protection for your phone in any terrain
- Integrated locking mechanism and magnets for easy attachment
- Magsafe®-compatible for quick and convenient charging on the go
- Full touchscreen usability (works with a glass screen protector)
- Additional camera lens protection

PART #	DESCRIPTION	PART #	DESCRIPTION	PART #	DESCRIPTION
0636-0475	iPhone® 13	0636-0468	iPhone 15 Pro	0636-0477	Samsung® S23
0636-0476	iPhone 13 Pro Max	0636-0469	iPhone 15 Plus	0636-0478	Samsung S23 Plus
0636-0471	iPhone 14/13	0636-0470	iPhone 15 Pro Max	0636-0479	Samsung S23 Ultra
0636-0472	iPhone 14 Pro	0636-0638	iPhone 16	0636-0480	Samsung S24
0636-0473	iPhone 14 Plus	0636-0639	iPhone 16 Pro	0636-0481	Samsung S 24 Plus
0636-0474	iPhone 14 Pro Max	0636-0640	iPhone 16 Plus	0636-0482	Samsung S24 Ultra
0636-0467	iPhone 15	0636-0641	iPhone 16 Pro Max		

All part numbers in **BLUE** are new for 2025.

SPTM CONNECT



0636-0381



0636-0380



0636-0377



0636-0378



0636-0376



0636-0379



0636-0375



0636-0373



0636-0374



0636-0422



0636-0647



0636-0648



0636-0649



0636-0650



0636-0531



0636-0532




0636-0533



0636-0528



0636-0529



GLASS SCREEN PROTECTORS

- Tempered glass screen protector protects your phone from scratches, stains and heat
- 0,5 mm thin
- Compatible with SP Connect™ Phone Cases
- Includes one glass screen protector, one microfiber cloth, one alcohol prep pad and one dust removal sticker

PART #	DESCRIPTION	PART #	DESCRIPTION	PART #	DESCRIPTION
0636-0381	iPhone® SE/8/7	0636-0373	iPhone 14/13	0636-0531	Samsung® S23
0636-0380	iPhone 11 Pro	0636-0374	iPhone 14 Pro	0636-0532	Samsung S23 Plus
0636-0377	iPhone 12 mini	0636-0422	iPhone 15 Pro	0636-0533	Samsung S23 Ultra
0636-0378	iPhone 12/Pro	0636-0647	iPhone 16	0636-0528	Samsung S24
0636-0376	iPhone 13 mini	0636-0648	iPhone 16 Pro	0636-0529	Samsung S24 Plus
0636-0379	iPhone 12 Pro Max	0636-0649	iPhone 16 Plus	0636-0530	Samsung S24 Ultra
0636-0375	iPhone 13/14 Pro	0636-0650	iPhone 16 Pro Max		

All part numbers in **BLUE** are new for 2025.

WINDSHIELDS
& FAIRINGSSADDLEBAGS
& LUGGAGESEATS &
SISSY BARS

EXHAUST

FUEL/AIR
SYSTEMS

ENGINE

TRANSMISSION,
CLUTCH LINE
& DRIVELINEGASKETS
& SEALS

ELECTRICAL

LIGHTING
& LICENSE
PLATESHANDLEBARS,
CONTROLS
& MIRRORS

CABLES

BRAKES &
BRAKE LINESTANKS &
OIL FILTERSDASHES
& GAUGESFRAMES &
SUSPENSION

FENDERS

FOOTRESTS &
FLOORBOARDSWHEELS
& AXLESCOVERS,
LOCKS &
GENERALAUDIO,
COMMUNICATION
& MOUNTS

WINDSHIELDS & FAIRINGS

SADDLEBAGS & LUGGAGE

SEATS & SISSY BARS

EXHAUST

FUEL/AIR SYSTEMS

ENGINE

TRANSMISSION, CLUTCH LINE & DRIVELINE

GASKETS & SEALS

ELECTRICAL

LIGHTING & LICENSE PLATES

HANDLEBARS, CONTROLS & MIRRORS

CABLES

BRAKES & BRAKE LINES

TANKS & OIL FILTERS

DASHES & GAUGES

FRAMES & SUSPENSION

FENDERS

FOOTRESTS & FLOORBOARDS

WHEELS & AXLES

COVERS, LOCKS & GENERAL

AUDIO, COMMUNICATION & MOUNTS



0636-0249

0636-0250

0636-0343

0636-0344

0636-0645

0636-0646



0636-0238

0636-0239


0636-0240

0636-0243

0636-0244

0636-0245

0636-0420



0636-0421

0636-0642

0636-0643

0636-0246

0636-0247

0636-0248

0636-0526



0636-0527

0636-0644

0636-0251

0636-0252

0636-0253

WEATHER COVERS

- Protects your smartphone from weather, mud and dust
- Touchscreen remains fully functional
- Provides shock resistance for your smartphone

PART #	DESCRIPTION	PART #	DESCRIPTION	PART #	DESCRIPTION
0636-0249	Google® Pixel 6	0636-0243	iPhone 13 Mini/12 Mini	0636-0248	Samsung S21 Ultra
0636-0250	Google Pixel 6 Pro	0636-0244	iPhone 13 Pro/13/12 Pro/12	0636-0526	Samsung S24
0636-0343	Google Pixel 7	0636-0245	iPhone 13 Pro MAX/12 Pro Max	0636-0527	Samsung S24+
0636-0344	Google Pixel 7 Pro	0636-0420	iPhone 15 Pro	0636-0644	Samsung 24 FE
0636-0645	Google Pixel 9	0636-0421	iPhone 15 Pro Max	0636-0251	Samsung Galaxy S22
0636-0646	Google Pixel 9 Pro	0636-0642	iPhone 16 Pro	0636-0252	Samsung Galaxy S22+
0636-0238	iPhone® SE/8/7/6S/6	0636-0643	iPhone 16 Pro Max	0636-0253	Samsung S22 Ultra
0636-0239	iPhone 11 Pro/XS/X	0636-0246	Samsung® Galaxy S21		
0636-0240	iPhone 11 Pro MAX/XS Max	0636-0247	Samsung Galaxy S21+		

All part numbers in **BLUE** are new for 2025.

PHONE/GPS CASES WITH MOUNTS

- Padded, splash-proof device pouch holds your smartphone or GPS in place
- Circumferential zipper for easy opening
- Durable case shell with reinforced base plate
- Touchscreen operation window
- Foam rubber inserts and hook-and-loop straps for custom positioning of the smartphone/GPS
- Rubber lining keeps out moisture
- Opening for power cables
- Stable EVA construction
- Removable inner padding
- PART # 0636-0307 includes T-Lock holder on the back for quick, easy quarter-turn attachment to appropriate holders/mounts
- PART # 3512-0306 is universal kit, includes 25 mm ball (1") can be mounted on M6 or M8 threads, mirror thread holders or round handlebars up to 28 mm (1") in diameter

PART #	DESCRIPTION
3512-0307	Phone case w/ T-Lock mount

3512-0306



PART #	DESCRIPTION
3512-0306	Phone case w/ ball/socket mount clamp kit

T-LOCK SMARTPHONE HOLDERS

- For quick mounting of smartphones
- Smartphone holder is placed on the matching T-Lock holder and secured with a quarter turn clockwise
- Use PART #0636-0404 for mounting on socket arms in the cockpit or PART #3502-0597 for mounting on MOLLE attachments (sold separately)
- Silicone straps allow flexible and secure mounting of smartphones
- Small smartphone holder: maximum outer dimensions of 150 mm x 75 mm x 10 mm and minimum outer dimensions of 130 mm x 70 mm x 6 mm
- Large smartphone holder: maximum outer dimensions of 165 mm x 80 mm x 12 mm and minimum outer dimensions of 144 mm x 71 mm x 7 mm

PART #	DESCRIPTION
0636-0407	Small smartphone case



0636-0407

PART #	DESCRIPTION
0636-0408	Large smartphone case

T-LOCK HOLDER FOR SOCKET ARM

- Various accessory bags such as the Navi Case, Phone Case or the Smartphone Drybag can be attached to the handlebar quickly and securely
- Bottom side of the accessory bags is equipped with a matching counterpart for the T-Lock holder
- Bags are attached to the holder and secured by a clockwise quarter rotation
- By means of the ball-and-socket joint, the T-Lock holder can be secured to a compatible socket arm and individually aligned on motorcycle's handlebar
- Includes one T-Lock holder, one ball joint with mounting plate and mounting instructions
- T-Lock smartphone cases sold separately



NOTE: Accessory bags with a MOLLE system on the bottom can also be attached to the T-Lock holder for socket arm. This requires the T-Lock holder with Molle adapter PART #3502-0597 (sold separately).

PART #	DESCRIPTION
0636-0404	T-Lock holder for socket arm

BALL CLAMPS FOR HEAD TUBE

- Features two clamping sockets to attach to head tubes with an inner diameter between 12,5 cm to 25 cm
- Compatible with clamp arm and device holders
- Allows rider to individually position a GPS device, GoPro® or camera on a sport bike
- Includes one socket arm, one T-lock holder, one ball joint with mounting plate, one M8 ball adapter and mounting instructions



PART #	DESCRIPTION
0636-0405	T-Lock ball clamp for head tube

All part numbers in **BLUE** are new for 2025.

- WINDSHIELDS & FAIRINGS
- SADDLEBAGS & LUGGAGE
- SEATS & SISSY BARS
- EXHAUST
- FUEL/AIR SYSTEMS
- ENGINE
- TRANSMISSION, CLUTCH LINE & DRIVELINE
- GASKETS & SEALS
- ELECTRICAL
- LIGHTING & LICENSE PLATES
- HANDLEBARS, CONTROLS & MIRRORS
- CABLES
- BRAKES & BRAKE LINES
- TANKS & OIL FILTERS
- DASHES & GAUGES
- FRAMES & SUSPENSION
- FENDERS
- FOOTRESTS & FLOORBOARDS
- WHEELS & AXLES
- COVERS, LOCKS & GENERAL
- AUDIO, COMMUNICATION & MOUNTS



UNIVERSAL GOPRO® CAMERA KIT

- Highly adaptable universal mount kit that offers a variety of installation options
- Compatible with GoPro® HD Hero/Hero2/Hero3
- Fits almost all motorcycle models
- Durable mounting clamps
- Can be mounted on the handlebars, frame, crash bar and top clamp
- Includes 25,4 mm (1") ball, M8 ball adapter, RAM socket arm, RAM ball adapter and mounting plate for mirror thread

PART #	DESCRIPTION
0603-0956	Universal GoPro camera kit

0603-0957



UNIVERSAL GPS MOUNT KITS

- Allows for safe position of a GPS device or smartphone in the motorcycle cockpit
- Provides various mounting options
- Includes a Navi Pro Case (unless noted) to protect device from wind and weather
- Swiveling socket arm allows precise positioning to keep instruments and the road in view
- Comes with all material required for mounting



0636-0406

PART #	DESCRIPTION
0603-0957	Mounting kit with Navi Pro S case

PART #	DESCRIPTION
0636-0406	T-Lock mount kit with large smartphone case



UNIVERSAL GPS MOUNT KIT BALL

- Handlebar mounting is recommended
- Fits M8 and M6 threads

PART #	DESCRIPTION
0603-0850	Universal GPS mount kit ball



PIVOTING RAM EXTENSION

- 3" extension for all RAM 1" ball systems
- Strong aluminum alloy construction
- Includes double ball
- Can be pivoted 45° or 90°

PART #	DESCRIPTION
0603-1053	Pivoting RAM extension



0636-0334

GEN 1 ACCESSORY PERCH MOUNTS

- Helps keep Giro® Gen 1 device holders, cup/drink holders, cameras and more close at hand
- Offset perch mounts allow phone or drink holder to be offset 2" from the hand controls (drink and phone holders sold separately)
- Perch mounts can be used on right or left side; 1 1/16" to 1 1/16" fully adjustable mounting system

PART #	DESCRIPTION
OFFSET PERCH MOUNTS	
0636-0334	Chrome
0636-0335	Black



0636-0335

2401-1619

2401-1620

U.S. Design Patent #D832,694.
 NOTE: Fits brake side on Indian Scout models only.
 NOTE: Pursuit models require additional hardware Giro® Perch Mount extended spacer and bolt kit.

PART #	DESCRIPTION
REPLACEMENT HARDWARE KITS	
2401-1619	Screw kit for perch mount; chrome
2401-1620	Screw kit for perch mount; black

All part numbers in **BLUE** are new for 2025.



0636-0347



0636-0348



0636-0349



0636-0050



KLOCK WERKS DEVICE MOUNTS

- Easy-to-install motorcycle model-specific mounts that incorporate the iOmounts™ system
- Ultra-strong 5,4 kg (12 lb) magnetic interface and mount retention lip secures devices in the most severe off-road environments
- Attach razor-thin iOadapt stainless steel adapter to your device and connect to the powerful iCore magnetic carrier
- No special case needed; device is held in place by the strong iCore magnet and can be adjusted to preferred angle
- Purchase additional iOadapt discs to use multiple devices on same mount

- Nomad and Nomad XL strap assemblies onto any bars 13 mm to 76 mm (0,5" to 3") in diameter (universal mount)
 - Mount kit includes a Nomad or Nomad XL mount and two iOadapt™ adapters
 - Can be remounted onto other vehicles or for other uses
- NOTE:** Not for use with phones that have inductive charging.
NOTE: Not for use with Samsung Galaxy S4 phones.

PART #	COLOR
FOR 20-24 CHALLENGER, 22-24 PURSUIT	
AMBIDEXTROUS MOUNTS	
0636-0349	Chrome, left and right side
0636-0348	Black, left and right side
PERCH MOUNTS	
0636-0347	Chrome, left side
0636-0346	Black, left side
FOR 14-24 CHALLENGER/DARK HORSE/CLASSIC/CHIEF/CHIEFTAIN/ROADMASTER/SPRINGFIELD/VINTAGE W/ STOCK CONTROLS	
AMBIDEXTROUS MOUNTS	
0636-0186	Chrome, left and right side
0636-0185	Black, left and right side
PERCH MOUNTS	
0636-0050	Black, left side

PART #	COLOR
FOR 15-24 SCOUT/SCOUT SIXTY, 18-24 SCOUT BOBBER	
AMBIDEXTROUS MOUNTS	
0636-0188	Chrome, left and right side
0636-0187	Black, left and right side
FOR 15-24 SCOUT, 16-24 SCOUT SIXTY, 18-24 SCOUT BOBBER	
PERCH MOUNTS	
0636-0100	Chrome, left side
0636-0098	Chrome, right side
0636-0101	Black, left side

PART #	DESCRIPTION
OPTIONAL MAGNETIC iCore	
0636-0038	Black iCore
0636-0039	Blue iCore
REPLACEMENT COMPONENTS (EA.)	
0636-0045	iOadapt disc



All part numbers in **BLUE** are new for 2025.

- WINDSHIELDS & FAIRINGS
- SADDLEBAGS & LUGGAGE
- SEATS & SISSY BARS
- EXHAUST
- FUEL/AIR SYSTEMS
- ENGINE
- TRANSMISSION, CLUTCH LINE & DRIVELINE
- GASKETS & SEALS
- ELECTRICAL
- LIGHTING & LICENSE PLATES
- HANDLEBARS, CONTROLS & MIRRORS
- CABLES
- BRAKES & BRAKE LINES
- TANKS & OIL FILTERS
- DASHES & GAUGES
- FRAMES & SUSPENSION
- FENDERS
- FOOTRESTS & FLOORBOARDS
- WHEELS & AXLES
- COVERS, LOCKS & GENERAL
- AUDIO, COMMUNICATION & MOUNTS

WINDSHIELDS
& FAIRINGSSADDLEBAGS
& LUGGAGESEATS &
SISSY BARS

EXHAUST

FUEL/AIR
SYSTEMS

ENGINE

TRANSMISSION,
CLUTCH LINE
& DRIVELINEGASKETS
& SEALS

ELECTRICAL

LIGHTING
& LICENSE
PLATESHANDLEBARS,
CONTROLS
& MIRRORS

CABLES

BRAKES &
BRAKE LINESTANKS &
OIL FILTERSDASHES
& GAUGESFRAMES &
SUSPENSION

FENDERS

FOOTRESTS &
FLOORBOARDSWHEELS
& AXLESCOVERS,
LOCKS &
GENERALAUDIO,
COMMUNICATION
& MOUNTS

UNIVERSAL IO PHONE MOUNT

- Secure devices within any vehicle with a flat mounting surface (stick-on or bolt-on options)
 - Universal kit is perfect not only for UTVs but also boats, tractors, semis, hot rods and more
 - Attach razor-thin iOadapt™ stainless steel adapter to your device and connect to the powerful iCore™ magnetic carrier
 - No special case needed. Device is held in place by the strong iCore magnet, and can be adjusted to preferred angle
 - Included in box: one Semisphere mount, adhesive patch, two iOadapt steel discs and one magnetic black iCore
 - Adhesive requires 72 hours for proper cure time
 - Purchase additional iOadapt discs to use multiple devices on same mount
- NOTE: Not for use with phones that have inductive charging.
NOTE: Not for use with Samsung Galaxy S4 phones.



PART #

0636-0192

DESCRIPTION

Universal phone mount



UltraMAX™

ROUTE 1 MAGNETIC PHONE HOLDER

- Innovative UltraMax™ durable polyester material
- Highest UV protection in industry
- Sized to fit all current plus-size phones
- Attaches to metal tanks with strong magnets
- Can be adjusted to different positions for sun glare and optimal viewing
- Reverse coil zippers help keep out dust and dirt
- Clear top is touchscreen device-friendly
- Protective base material prevents slipping or marking
- Inner sleeves to hold credit cards, license and/or small documents
- 16,5 cm L x 89 mm W x 38 mm D (6,5" x 3,5" x 1,25")



PART #

3502-0334

DESCRIPTION

Route 1 magnetic phone holder



OJ HOLDER AND HOLDER PLUS

- Double fixing system attaches to handlebar by means of a clip and to mirror by means of a comfortable and articulated arm
- Attachment versatility allows the user to choose how best to use holder in order to improve driving experience
- Waterproof double-slider zip
- Foam inserts for a better fit in case
- OJ Holder dimensions: 10 cm x 16 cm x 3 cm; touch window dimensions: 6 cm x 13,4 cm
- OJ Holder Plus dimensions: 11 cm x 18 cm x 3 cm; touch window dimensions: 7 cm x 15 cm



3512-0293



3512-0294



PART #

3512-0293

DESCRIPTION

OJ Holder

PART #

3512-0294

DESCRIPTION

OJ Holder Plus



MAGNETIC TANK POUCH

- Convenient magnetic phone and GPS tank pouch for steel tanks
- Generous 20,5 cm x 11,5 cm (8" x 4 1/2") size easily accommodates most cell phones or GPS units in a clear-faced pocket
- Six ultra-strong magnets securely hold pocket in place and the felt backing protects against scratching

PART #

3502-0311

DESCRIPTION

Magnetic tank pouch

All part numbers in **BLUE** are new for 2025.
dragspecialties.eu / partseurope.eu

INDIAN REFERENCE GUIDE

QUICK
REFERENCE
GUIDE

MODEL	YEAR	BATTERY	SPARK PLUG (NGK)	SPARK PLUG (CHAMPION)	CHAIN/BELT	SPROCKET FRONT	SPROCKET REAR	FRONT TIRE SIZE LOAD INDEX	REAR TIRE SIZE LOAD INDEX
INDIAN									
FTR1200 /S/Sport/Carbon	2022-2024	YTX14H-BS	MR7F	RG4PHP	-	17T	45T	120/70R17 58W	180/55R17 73W
FTR1200 Rally	2019-2024	YTX14H-BS	MR7F	RG4PHP	525 x 120	17T	49T	120/70R19 60V	150/70R18 70V
Scout	2015-2024	YTX14AH-BS	MR7F	RG4PHP	22 mm x 141T	28T	66T	130-90B16 67H	150/80B16 67H
Scout Sixty	2016-2024	YTX14AH-BS	MR7F	RG4PHP	22 mm x 141T	28T	66T	130/90-16 72H	150/80-16 71H
Scout Bobber	2018-2024	YTX14AH-BS	MR7F	RG4PHP	22 mm x 141T	28T	66T	130/90-16 73H	150/80-16 71H
Scout Bobber Sixty	2020-2024	YTX14AH-BS	MR7F	RG4PHP	22 mm x 141T	28T	66T	130/90-16 73H	150/80-16 71H
Scout Bobber Twenty	2020-2024	YTX14AH-BS	MR7F	RG4PHP	22 mm x 141T	28T	66T	130/90-16 73H	150/80-16 71H
Scout Rogue/Rogue Sixty	2022-2024	YTX14AH-BS	MR7F	RG4PHP	22 mm x 141T	28T	66T	130/60B19 61H	150/80B16 77H
Scout 100th Anniversary	2020	YTX14AH-BS	MR7F	RG4PHP	22 mm x 141T	28T	66T	130/90-16 73H	150/80-16 71H
Chief Dark Horse	2016-2020	YTX20HL-BS	DCPR8E	RA4HC	24 mm x 152T	30T	66T	130/90B16 73H	180/65B16 81H
Chief	2018	YTX20HL-BS	DCPR8E	RA4HC	24 mm x 152T	30T	66T	130/90B16 73H	180/65B16 81H
Chief Classic	2014-2018	YTX20HL-BS	DCPR8E	RA4HC	24 mm x 152T	30T	66T	130/90B16 73H	180/65B16 81H
Chief Vintage	2014-2018,2020	YTX20HL-BS	DCPR8E	RA4HC	24 mm x 152T	30T	66T	130/90B16 73H	180/65B16 81H
Vintage	2020-2021	YTX20HL	DCPR8E	RA4HC	24 mm x 152T	30T	66T	130/90B16 73H	180/65B16 81H
Springfield Dark Horse	2018-2021	YTX20HL-BS	DCPR8E	RA4HC	24 mm x 152T	30T	66T	130/60B19 61H	180/60R16 80H
Springfield	2016-2021	YTX20HL-BS	DCPR8E	RA4HC	24 mm x 152T	30T	66T	130/90B16 73H	180/60R16 80H
Chieftain	2014-2024	YTX20HL-BS	DCPR8E	RA4HC	24 mm x 152T	30T	66T	130/60B19 61H	180/60R16 80H
Chieftain Dark Horse	2016-2024	YTX20HL-BS	DCPR8E	RA4HC	24 mm x 152T	30T	66T	130/60B19 61H	180/60R16 80H
Chieftain Classic	2018-2020	YTX20HL-BS	DCPR8E	RA4HC	24 mm x 152T	30T	66T	130/90B16 73H	180/60R16 80H
Chieftain Limited	2017-2024	YTX20HL-BS	DCPR8E	RA4HC	24 mm x 152T	30T	66T	130/60B19 61H	180/60R16 80H
Chieftain Elite	2017-2018, 2020-2024	YTX20HL-BS	DCPR8E	RA4HC	24 mm x 152T	30T	66T	130/60B19 61H	180/60R16 80H
Roadmaster Classic	2017-2018	YTX20HL-BS	DCPR8E	RA4HC	24 mm x 152T	30T	66T	130/90B16 73H	180/60R16 80H
Roadmaster	2015-2024	YTX20HL-BS	DCPR8E	RA4HC	24 mm x 152T	30T	66T	130/90B16 73H	180/60R16 80H
Roadmaster Elite	2018-2020	YTX20HL-BS	DCPR8E	RA4HC	24 mm x 152T	30T	66T	130/90B16 73H	180/60R16 80H
Challenger	2020-2024	YTX20HL	-	-	24 mm x 152T	29T	69T	130/90B16 66H	180/60R16 80H
Challenger Dark Horse	2020-2024	YTX20HL	-	-	24 mm x 152T	29T	69T	130/90B16 66H	180/60R16 80H
Challenger Limited	2020-2024	YTX20HL	-	-	24 mm x 152T	29T	69T	130/90B16 66H	180/60R16 80H
Challenger Elite	2022-2024	YTX20HL	-	-	24 mm x 152T	29T	69T	130/60B19 61H	180/60R16 80H
Chief	2022-2024	YTX20HL	DCPR8E	-	22 mm x 146T	30T	66T	130/60B19 61H	180/65B16 81H
Sport Chief	2022-2024	YTX20HL	DCPR8E	-	22 mm x 146T	30T	66T	130/90B19 61H	180/65B16 81H
Super Chief	2022-2024	YTX20HL	DCPR8E	-	22 mm x 146T	30T	66T	130/90B16	180/65B16
Chief Bobber	2022-2023	YTX20HL	DCPR8E	-	22 mm x 146T	30T	66T	130/90B16	180/65B16
Chief Bobber Dark Horse	2022-2024	YTX20HL	DCPR8E	-	22 mm x 146T	30T	66T	130/90B16	180/65b16
Roadmaster Dark Horse	2021-2024	YTX20 HL	DCPR8E	-	24 mm x 152T	30T	66T	130/90B16	180/60R16
Roadmaster Limited	2021-2024	YTX20HL	DCPR8E	-	24 mm x 152T	30T	66T	130/90B16	180/60R16

INDIAN® MOTORCYCLE MODEL DESIGNATIONS ARE UTILIZED IN THIS CATALOG FOR REFERENCE PURPOSES ONLY:

FTR 1200, FTR 1200S, FTR 1200 Sport, FTR 1200 Rally, FTR 1200 Carbon, FTR 1200 Carbon R, FTRX 100% Carbon, FTR Super Hooligan, Scout, Scout Sixty, Scout Bobber, Scout Bobber Twenty, Scout Bobber Sixty, 101 Scout, Scout Classic, Scout Rogue, Scout Rogue Sixty, Sport Scout, Super Scout, Chief, Sport Chief, Super Chief, Super Chief Limited, Chief Bobber, Chief Bobber Dark Horse, Chief Dark Horse, Chief Vintage, Indian Springfield Dark Horse, Indian Springfield, Chieftain, Chieftain Classic, Chieftain Dark Horse, Chieftain Limited, Chieftain Elite, Pursuit Limited, Pursuit Dark Horse, Pursuit Elite, Roadmaster, Roadmaster Dark Horse, Roadmaster Elite, Roadmaster Limited, Super Chief, Super Chief Limited, Challenger, Challenger Dark Horse, Challenger Limited, Challenger Elite, Vintage, Vintage Dark Horse, Chieftain Dark Horse

ECE TYPE APPROVED

This logo symbolizes that the article conforms to applicable UN ECE regulations. Type approved means that a product meets a minimum set of regulatory, technical and safety requirements.



ECE R90 TYPE APPROVED

This logo symbolizes that the article conforms to applicable UN ECE R90 regulations. Type approved means that a product meets a minimum set of regulatory, technical and safety requirements.



PPE (Personal Protective Equipment)

This logo indicates the article's conformity with the Essential Health and Safety Requirements of Regulation (EU) 2016/425.



EC TYPE APPROVED

This logo symbolizes that the article conforms to applicable EU EC directives. Type approved means that a product meets a minimum set of regulatory, technical and safety requirements.



EU TYPE APPROVED

This logo symbolizes that the article conforms to applicable EU Regulation (generally for newer products). Type approved means that a product meets a minimum set of regulatory, technical and safety requirements.



PPE

This logo indicates the article's conformity with the Essential Health and Safety Requirements of Regulation (EU) 2016/425. (non-motorcycle articles, e.g. Watercraft articles)



ECE R22.06

This logo symbolizes that a helmet, helmet visor/shield or other helmet accessory has been tested and certified to ECE 22.06 regulation.



ART

The ART quality mark symbolizes that the lock is independently tested according to the standard for two-wheeler theft prevention. (MBT-04) and certified by the ART Foundation. The locks are rated according to a 5 stars category designation system based on the use of a lock (bicycle, E-bike, scooter, motorcycle, other). The more stars a lock has, the higher its preventative value and the better it protects against theft.



ABE

This logo symbolizes the article has been approved by KBA (German Federal Motor Transport Authority) for specific vehicle application.



TEILEGUTACHTEN (German Parts Certificate)

This logo symbolizes that the article contains a TEILEGUTACHTEN (German Parts Certificate) to ensure the legal part installation. Issued by a German inspection body.



CLASSE S.R.A.

The logo symbolizes that the anti-theft device is tested and approved according to the SRA (SÉCURITÉ et RÉPARATION AUTOMOBILES France) rules for theft prevention. The classification in the "SRA classes" includes electronic protection systems (engine cut-off, alarm, etc.) and mechanical protection systems (U-locks, chains and disc locks).



SOLD SECURE

The logo symbolizes that the lock is tested and approved according to Sold Secure (UK's testing and certification house for security products) standards for theft prevention.



ELECTRICAL WIRING

WIRE GAUGE CONVERTER

GAUGE	MM ²	MM Ø	GAUGE	MM ²	MM Ø
22	0,33	0,65	10	5,0	2,6
20	0,5	0,8	8	8,0	3,3
18	0,8	1,0	6	13,0	4,1
16	1,0	1,3	4	19,0	5,2
14	2,0	1,7	2	32,0	6,5
12	3,0	2,1	0	52,0	8,3



WIRE GAUGE SELECTOR

It's important to match up wire diameter and current properly. To choose the right gauge wire, you will need to know how much Wattage (or Amperage) you will draw and what the length of the cable will be.

NOTE: The chart below is based on a 12V system. To find the appropriate wire for 6V systems, the Amp and Watt numbers should be divided in half.

AMP	WATT	91 CM (3 FT)	152 CM (5 FT)	213 CM (7 FT)	305 CM (10 FT)	457 CM (15 FT)	AMP	WATT	91 CM (3 FT)	152 CM (5 FT)	213 CM (7 FT)	305 CM (10 FT)	457 CM (15 FT)
5A	30W	18 AWG	18 AWG	18 AWG	18 AWG	18 AWG	20A	120W	18 AWG	18 AWG	16 AWG	16 AWG	12 AWG
6A	36W	18 AWG	18 AWG	18 AWG	18 AWG	18 AWG	22A	132W	18 AWG	18 AWG	16 AWG	16 AWG	12 AWG
7A	42W	18 AWG	18 AWG	18 AWG	18 AWG	18 AWG	24A	144W	18 AWG	18 AWG	16 AWG	16 AWG	12 AWG
8A	48W	18 AWG	18 AWG	18 AWG	18 AWG	18 AWG	30A	180W	18 AWG	16 AWG	16 AWG	14 AWG	10 AWG
10A	60W	18 AWG	18 AWG	18 AWG	18 AWG	16 AWG	40A	240W	18 AWG	16 AWG	14 AWG	12 AWG	10 AWG
11A	66W	18 AWG	18 AWG	18 AWG	18 AWG	16 AWG	50A	300W	16 AWG	14 AWG	12 AWG	12 AWG	10 AWG
12A	72W	18 AWG	18 AWG	18 AWG	18 AWG	16 AWG	100A	600W	12 AWG	12 AWG	10 AWG	10 AWG	6 AWG
15A	90W	18 AWG	18 AWG	18 AWG	18 AWG	14 AWG	150A	900W	10 AWG	10 AWG	8 AWG	8 AWG	4 AWG
18A	108W	18 AWG	18 AWG	16 AWG	16 AWG	12 AWG	200A	1200W	10 AWG	8 AWG	8 AWG	6 AWG	4 AWG

METRIC AND U.S.A STANDARD CONVERSIONS

METRIC TO U.S.A	
METRIC	U.S.A
VOLUME	
Milliliter (ml)	0,0338 fluid ounce (fl oz)
Milliliter (ml)	0,001057 quart
Milliliter (ml)	0,06102 cubic inch
Liter (L)	0,264 gallon (gal)
Liter (L)	61,02 cubic inch
Liter (L)	0,0353 cubic feet
LENGTH	
Millimeter (mm)	0,039 inch (in)
Centimeter (cm)	0,393 inch (in)
Centimeter (cm)	0,0328 feet (ft)
Meter (m)	3,28 feet (ft)
Kilometer (km)	0,62 mile (mi)
WEIGHTS	
Gram (g)	0,035 ounce net weight (oz net wt)
Kilogram (kg)	2,2 pounds (lbs)
PRESSURE	
Bar	14,5 psi
TEMPERATURE	
Degrees Celsius (°C)	Degrees Fahrenheit (°F -32) x 5/9
POWER	
Kilowatt (kw)	1,34 horsepower (hp)
SPEED	
Kilometers per hour (km/h)	0,62 miles per hour (mph)
TORQUE	
Newton meters	8,85 inch force-pounds (in lbs)
Newton meters	0,738 foot force-pounds (ft lbs)
ENGINE CAPACITY	
Cubic centimeters (cc) (cm ³)	0,06102 (ci)
FUEL CONSUMPTION	
Kilometers per liter (km/l)	2,35 miles per gallon (mpg)
Liters per kilometer (l/km)	0,425 gallons per mile (gpm)

U.S.A TO METRIC	
U.S.A	METRIC
VOLUME	
Fluid ounce (fl oz)	29,57 milliliter (ml)
Quart	946,4 milliliter (ml)
Cubic inch	16,39 milliliter (ml)
Gallon (gal)	3,785 liter
Cubic inch	0,01639 liter
Cubic feet	28,3169 liter
LENGTH	
Inch (in)	25,4 millimeters (mm)
Inch (in)	2,54 centimeters (cm)
Foot (ft)	30,5 centimeters (cm)
Foot (ft)	0,305 meter (m)
Mile (mi)	1,609 kilometer
WEIGHTS	
Ounce net weight (oz net wt)	28,35 grams (g)
Pound (lb)	0,45 kilograms (kg)
PRESSURE	
PSI	0,0689 Bar
TEMPERATURE	
Degrees Fahrenheit (°F)	Degrees Celsius (°C x 1,8) + 32
POWER	
Horsepower (hp)	0,7457 kilowatt (kw)
SPEED	
Miles per hour (mph)	1,6093 kilometers per hour (km/h)
TORQUE	
Inch force-pounds (in lbs)	0,113 newton meters (nm)
Foot force-pounds (ft lbs)	1,356 newton meters (nm)
ENGINE CAPACITY	
Cubic Inch Displacements (CID)	16,39 cubic centimeters (cc) (cm ³)
FUEL CONSUMPTION	
Miles per gallon (mpg)	0,425 kilometers per liter (km/l)
	2,35 liters per kilometer (l/km)

**FORMULAS
DISPLACEMENT**

Bore x bore x stroke x 1,5708 = Displacement in Cubic Inches
 Bore x bore x stroke x 25,744019 = Displacement in Cubic Centimeters
Example: A stock 96" Twin Cam has a bore of 3,750" and a stroke of 4,375".
Formula: 3,750" x 3,750" x 4,375" x 1,5708 = 96,64 cubic inch
 3,750" x 3,750" x 4,375" x 25,744019 = 1583,86cc

COMPRESSION RATIO

Ratio = Cylinder displacement plus combustion chamber volume divided by combustion chamber volume.
Example: A 96" cubic inch Twin Cam has 794cc per cylinder. Combustion chamber volume is approximately 86cc.
Formula: 794 + 86 = 880 : 86 = 10.2:1 Compression Ratio (CR)
Note: When calculating compression ratio, do not forget to include gasket thickness, valve pockets and ringlands in the piston. CC-ing the heads, filling them with fluid after heads have been installed, will give you accurate numbers.

HEAD/BASE GASKET VOLUME



Bore x bore x 12,87 x compressed gasket thickness = Gasket volume in cubic centimeters
Example: A head gasket has a thickness of 0,045"; bore is 3,750".
Formula: 3,750" x 3,750" x 12,87 x 0,045" = 8,144cc

AREA OF CIRCLE

The radius is the diameter of a circle divided in half.
 Radius x radius x 3,1416 = Area of a circle
Example : A stock 96" Twin Cam has a bore of 3,750".
Formula: 1,875" x 1,875" x 3,1416 = 11,05 Inch²
 47,63 mm x 47,63 mm x 3,1416 = 7127,09 mm² (71,271 cm²)

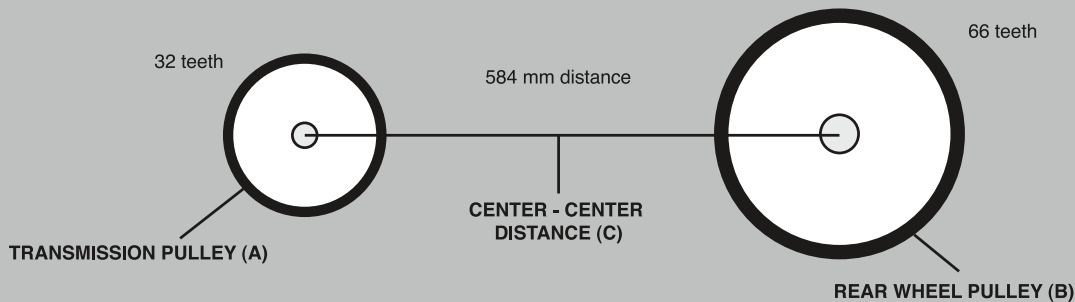
ELECTRICAL: AMPERAGE, WATT AND VOLTS

Understanding electrical current is important to prevent a meltdown within the electrical wiring of a motorcycle. It is useful to calculate what fuse you will need for a certain application.
 Watt divided by Volt = Amp
 Amp multiplied by Volt = Watt
 Watt divided by Amp = Volt



- THE 3-STEP BELT FORMULA -

How to find the correct belt



Formula	Example
<p>A = number of tooth transmission pulley B = number of tooth rear wheel pulley C = center to center distance between both pulleys</p> <p>THE 3-STEP BELT FORMULA</p> <p>Step 1) $\frac{(C \times 2)}{13,8} = D$</p> <p>Step 2) $\frac{A + B}{2} = E$</p> <p>Step 3) $D + E = \text{Number of teeth}$</p>	<p>Transmission pulley has 32 tooth Rear wheel pulley has 66 tooth Center to center distance is 584 mm</p> <p>Step 1) $\frac{584 \times 2}{13,8 \text{ (belt pitch)}} = 84,6$</p> <p>Step 2) $\frac{32 + 66}{2} = 49$</p> <p>Step 3) $84,6 + 49 = 133,6 \text{ teeth}$ This means you must use a 133 tooth belt, because 137 tooth is not manufactured</p>



From Our Garage To Yours

We are the #1 resource for powersports products. We support our dealers, vendors and fans at races, rallies, special events and showcases.

DEALER POLICIES

Please visit: www.partseurope.eu

CATALOG CONTENTS

We believe the contents and specifications of this catalog are correct. We assume no liability for errors in listings, specifications, part numbers, prices or model applications. We reserve the right to change specifications, product descriptions, product quality, pricing and application at any time without further notice and without further obligation. The reproduction of any material from this catalog is forbidden without our written approval.

iPad®, iPhone®, iPhoto®, iPod®, iPod classic®, iPod nano®, iPod shuffle®, iPod touch®, MacBook®, MacBook Air® and PowerBook® are registered trademarks of Apple Inc.

DuPont™ and Kevlar® are trademarks or registered trademarks of E.I. du Pont de Nemours and Company. Supplex® and Cordura® are registered trademarks

of Invista North America S.A.R.L. D30® is a registered trademark of Design Blue Limited. YKK® Vision® and AquaGuard® are registered trademarks of YKK Corporation.

All model designations and applications used herein are determined by the manufacturer as USA and/or European specific. Contact the individual manufacturer for additional international model information.

WARRANTIES AND GUARANTEES

We do not guarantee the items sold by us or warrant the merchantability or fitness of purpose. Manufacturers supply their own warranties and guarantees and most of them do not permit a wholesaler or distributor to make any adjustment, replace any part or accept for return or exchange any defective or unsatisfactory item. Please follow the guarantee instructions when provided by the manufacturer. Any damages arising from the design or manufacturing of any item are the sole responsibility of the manufacturer.



dragspecialties.eu



partseurope.eu

Parts Europe GmbH

Conrad-Röntgen-Strasse 2
54332 Wasserliesch/Trier, Germany

Sales: +49 6501 9695-2000

Fax: +49 6501 9695-2650

Reception: +49 6501 9695-0

info@partseurope.eu

A DIVISION OF LEMANS CORPORATION

PO Box 5222, Janesville, WI 53547-5222 • 608-758-1111

COPYRIGHT 2024 • LeMans Corporation • ALL RIGHTS RESERVED
These materials may not be copied or reproduced in any manner without written permission of LeMans Corporation.



LE TRI
+ FACILE



2025 PARTS & ACCESSORIES For Indian Motorcycles

Indian® is a registered trademark of Indian Motorcycle International, LLC



PRINTED
IN GERMANY
9901-3532



DRAG
Specialties

PARTS
EUROPE