

2023 PARTS & ACCESSORIES For Indian Motorcycles

Indian® is a registered trademark of Indian Motorcycle International, LLC



DRAG
Specialties

PARTS
EUROPE 

A custom orange and black Indian Scout flat track motorcycle is shown from a front-three-quarter view. The bike features a prominent orange front fender with a white '01' race plate and 'MIDWEST INDUSTRIES INC.' text. The engine and frame are black with orange accents. The front wheel is a 19-inch orange-spoke wheel with a black tire. The background is a blurred indoor setting.

Indian Scout Flat Track Custom

ON THE COVER

You will be forgiven for thinking this year's Indian catalog cover bike is a modified FTR1200. But it is not. This flat track motorcycle work of art actually pre-dates the factory Indian FTR model by a few years.

It is the creative work of the team at 2 Boss Performance, an independent motorcycle speed/tuning performance center located at (but separate from) Indian Motorcycle of Metro Milwaukee.

The shop was started by Rob Schopf in 2012. Schopf is a master technician and engine builder with more than three decades of award-winning experience working with American V-Twin motorcycles – including winning the AHRA Wrench of the Year title in 2001 and 2002.

The bike was built using a stock 2015 Indian Scout as the starting point. “We had previously built an Indian Scout drag bike,” Schopf said. “And the engine proved to be just bulletproof. We even had a nitrous oxide (NOS) spray in that motor and it just kept running terrific.”

Seeing the performance potential in the Scout drag bike engine sparked the idea for this build. “We thought hey, let's build a true flat track race bike,” Schopf said.

The team took a stock Scout off the showroom floor to start the build. “We designed and built an Indian flat track bike before the FTR program was even in the works at Indian,” Schopf said. “At the time this bike was built (during

the winter of 2015-2016) this idea (building a flat track Indian bike) was ahead of the curve.”

And the bike is a true custom piece. All the major changes the stock Scout required to get correct flat track look and performance were done in-house at the shop.

One of the first goals was getting the stance and ground clearance correct for flat track racing. The front end of the bike features a set of modified triple trees from a Buell Ulysses. This lowered the front end approximately 3” for a more aggressive stance.

The bike rides on 19” wheels from Performance Machine. “The 19” wheel size is what is correct for flat track racing,” Schopf said. “And getting the wheels to work was a huge hill to climb for the build. Everything needed to get the wheels to match up to the chassis had to be hand-fabricated – hubs, brackets, spacers, etc. It was all hand-done.”

The rear of the bike is set up with 15” long shocks. This change was needed to set up the correct front/rear balance for a flat track bike. The new shock length required a lot of effort to get correct as it was vital to ensure the swingarm still had correct clearance with the new suspension and wheel setup and custom final drive.

The bike has a full rear chain drive conversion setup versus the stock pulley/belt drive setup. All the required components

TABLE OF CONTENTS

1. WINDSHIELDS & FAIRINGS	5-20	13. BRAKES & BRAKE LINES	160-171
2. SADDLEBAGS & LUGGAGE	21-44	14. TANKS & OIL FILTERS	172-175
3. SEATS & SISSY BARS	45-66	15. DASHES & GAUGES	176-181
4. EXHAUST	67-75	16. FRAMES & SUSPENSION	182-189
5. FUEL/AIR SYSTEMS	76-81	17. FENDERS	190-193
6. ENGINE	82-83	18. FOOTRESTS & FLOORBOARDS	194-204
7. TRANSMISSION, CLUTCH LINE & DRIVELINE	84-89	19. WHEELS & AXLES	205-207
8. GASKETS & SEALS	89	20. COVERS, LOCKS & GENERAL	208-210
9. ELECTRICAL	90-100	21. AUDIO, COMMUNICATION & MOUNTS	211-215
10. LIGHTING & LICENSE PLATES	101-133	OEM CROSS REFERENCE	216
11. HANDLEBARS, CONTROLS & MIRRORS	134-156	INDEX	217-224
12. CABLES	157-159		

ON THE COVER



necessary for the chain drive swap, Stach made at the shop. "Again, at the time of the build, this had never been tried before," Eric Stach said. "Everything had to be made, measured and checked to make sure the chain drive conversion would line up and work correctly."

The rear seat section is also a custom one-off piece. It is formed completely out of aluminum, hand-rolled and shaped by CGS Premier fabrication and engineering of Muskego, WI. And the mid-shift foot controls setup was another complete in-house fabrication by Stach. "Again, nobody was doing anything like that at the time. It had to all be designed and custom built for the bike."

Additional components Stach built for the bike include the full exhaust system and a full hydraulic clutch conversion – even the clutch slave cylinder was made at the shop. "There are no off-the-shelf components for this bike from anybody," stated Stach.

"It was a big job," Schopf said. The work required led him

to seek out a partner for some of the build process, Midwest Industries in Waukesha, WI. This company is primarily known for their work designing and manufacturing firearms components.

If you look at the bike carefully, you will see some parts from Midwest Industries. The fork guards are handguards for an assault rifle, the foot brake is a muzzle brake for a rifle. The handlebar clamps are a rifle scope mount. "It all works," Stach said. "These parts serve a purpose and aren't just on for looks."

The stunning final paintwork was done by Paint: Jason @ Artistimo. "He has done a lot of the paintwork for Drag Specialties cover bikes, it's pretty cool that he was involved with this build as well".

The completed bike drew a lot of attention when it was first unveiled. The team would like to think, based on the overwhelming positive reception of the bike, it helped nudge Indian Motorcycle a little more towards a commitment to offering a factory flat track replica bike.



IMPORTANT INFORMATION RELATING TO MANUFACTURER'S WARRANTY, EMISSION CONTROL REGULATION AND NOISE REGULATION INFORMATION:

DISCLAIMER: There is no warranty on exhaust pipes and mufflers with regard to any discoloration. Discoloration (blueing) is caused by tuning characteristics, i.e. timing, carburetor, fuel injection/controller settings, etc., and is not caused by defective manufacturing. See the Tires, Tools and Chemicals catalog for products that will help prevent and remove blueing.

DISCLAIMER: Products shown may be designed, manufactured, intended and sold for closed circuit race use only and use of the same on public roads or lands may be a violation of local, state and/or federal/EU laws.

DISCLAIMER: A number of regions have exhaust noise laws. Exhaust products advertised might not be legal for sale or use on public roads or lands in such jurisdictions. Check applicable laws and regulations.

DISCLAIMER: Check your applicable laws and manufacturer's publication(s) and/or website(s) for manufacturer's warranty, maintenance, safety, mounting and any regulatory compliance/non-compliance information.



2312-0506

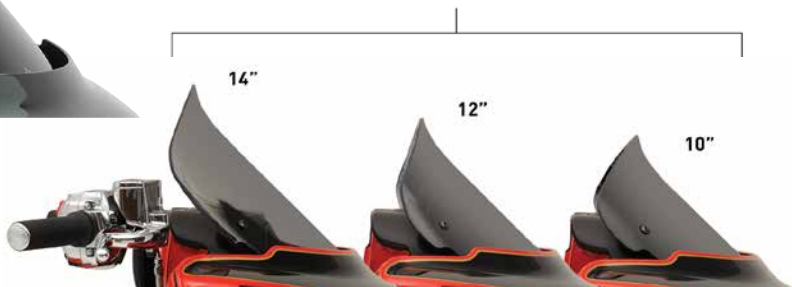


2312-0261



2312-0263

Chieftain/Roadmaster Flare™



FLARE™ WINDSHIELDS

- Manufactured from dual-side, hard-coated polycarbonate material for outstanding impact strength
- Innovative design features "hips" at the outer edge of the shield that re-route the air to add downforce and aid stability
- Installs easily using stock mounting hardware, maintains stock adjustability
- FLARE at the top sends clean, less turbulent air to rider and passenger

PART #	COLOR	HEIGHT
FOR 20-22 CHALLENGER		
SHORT		
2312-0506	Dark smoke	20,5 cm (8")
TALL		
2312-0835	Tint	28 cm (11")
2312-0836	Dark smoke	28 cm (11")

- Choose from clear, tint, dark smoke or black color options

PART #	COLOR	HEIGHT
FOR 14-22 CHIEFTAIN, 15-22 ROADMASTER		
SHORT		
2312-0261	Tint	25,5 cm (10")
2312-0262	Dark smoke	25,5 cm (10")
2312-0263	Black	25,5 cm (10")
TALL		
2312-0259	Tint	30,5 cm (12")
2312-0260	Dark smoke	30,5 cm (12")
2312-0479	Clear	35,5 cm (14")
2312-0480	Tint	35,5 cm (14")
2312-0481	Dark smoke	35,5 cm (14")



Solar



Black Smoke



Dark Black Smoke



Clear

MEMPHIS SLIM

- Slimmed-down version of Memphis Fats
- Available in solar (a light tint with 72% visible light transmission), black smoke and dark black smoke
- Measures 45,5 cm wide (18"); available in 38 cm (15") and 43 cm (17") heights with an 18 cm (7") headlight cutout
- Made of Lucite® for excellent optics and durability
- Windshield straps are available in polished stainless steel with CNC-machined billet aluminum fittings and stainless steel socket-head screws or "Night Shades" black version, which is a gradient black windshield with black E-coated stainless steel straps, fittings and hardware for a black-on-black sinister look

DESCRIPTION	WITH 18 CM (7") CUTOUT
38 CM (15")	
Clear	MEM4110 ¹
Solar	MEM4119 ¹
Black smoke	2313-0274
Dark black smoke	2313-0276

¹ ABE approved.



See chart
for details

- Mounting kits must be ordered separately; see page 9
- Optional Lowers available for additional windshield coverage; see page 7

COLOR	WITH 18 CM (7") CUTOUT
43 CM (17")	
Clear	MEM4210 ¹

¹ ABE approved.

All part numbers in **BLUE** are new for 2023.

WINDSHIELDS
& FAIRINGS

SADDLEBAGS
& LUGGAGE

SEATS &
SISSY BARS

EXHAUST

FUEL/AIR
SYSTEMS

ENGINE

TRANSMISSION,
CLUTCH LINE
& DRIVELINE

GASKETS
& SEALS

ELECTRICAL

LIGHTING
& LICENSE
PLATES

HANDLEBARS,
CONTROLS
& MIRRORS

CABLES

BRAKES &
BRAKE LINES

TANKS &
OIL FILTERS

DASHES
& GAUGES

FRAMES &
SUSPENSION

FENDERS

FOOTRESTS &
FLOORBOARDS


WHEELS
& AXLES

COVERS,
LOCKS &
GENERAL

AUDIO,
COMMUNICATION
& MOUNTS



Black Smoke



Dark Black Smoke



Clear



Solar



See chart
for details

MEMPHIS FATS

- Feature traditional American styling available in clear, solar (a light tint with 72% visible light transmission), black smoke and dark black smoke
- Made from Lucite® for excellent optics and durability
- 56 cm W (22") with five standard heights to choose from
- Windshield straps are available in polished stainless steel with CNC-machined billet aluminum fittings and stainless steel socket-head screws

- Available with a 18 cm (7") headlight cutout
- Mounting kits must be ordered separately; see page 9

DESCRIPTION	WITH 18 CM (7") CUTOUT
33 CM (13")	
Clear	MEM3110 ¹
Solar	MEM3119 ¹
Black smoke	2313-0260
Dark black smoke	2313-0262

¹ ABE approved.

DESCRIPTION	WITH 18 CM (7") CUTOUT
43 CM (17")	
Clear	MEM3210 ¹
Solar	MEM3219 ¹
Black smoke	2313-0268

¹ ABE approved.

DESCRIPTION	WITH 18 CM (7") CUTOUT
53,5 CM (21")	
Clear	MEM3410
Solar	MEM3419

DESCRIPTION	WITH 18 CM (7") CUTOUT
38 CM (15")	
Clear	2313-0064 ¹
Solar	2313-0072 ¹
Black smoke	2313-0264
Dark black smoke	2313-0266

¹ ABE approved.

DESCRIPTION	WITH 18 CM (7") CUTOUT
48,5 CM (19")	
Clear	MEM3310 ¹
Solar	MEM3319 ¹
Black smoke	2313-0270

¹ ABE approved.

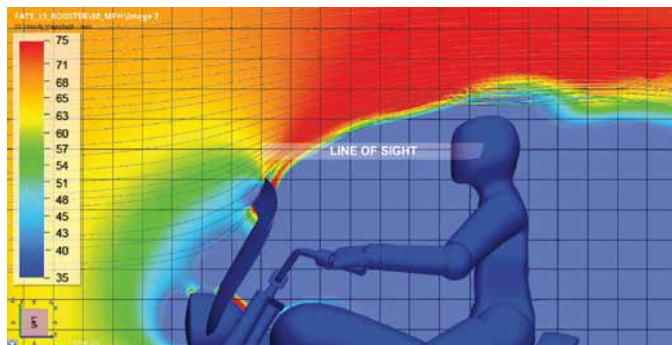
DESCRIPTION	WITH 18 CM (7") CUTOUT
53,5 CM (21") (CONT)	
Black smoke	2313-0272

All part numbers in **BLUE** are new for 2023.



SIDE WINGS

- Expand comfort pocket, channeling air outward while "cleaning" the flow
- Adjust to suit rider preference
- Can be installed/removed with windshield intact – Santoprene pads grip the windshield but do not mar the surface
- "Ghost" shade – a neutral tint with 85% light transmission; barely noticeable, with just enough tint to make the edges disappear
- Side Wings fit all Memphis Fats windshields or similar windshields that measure either 3 mm or 4,5 mm thick (includes inserts for both sizes); feature injection-molded glass-filled nylon clamps in place of the billet aluminum; can be mounted along with Hot Wing



HOT WING

- Boost airstream upward – Venturi action speeds up the airstream while smoothing the flow – without buffeting
- Allows the use of a shorter shield; now you can easily look over your shield
- Made with "Ghost" shade – a neutral tint with 85% light transmission; barely noticeable, with just enough tint to make the edges disappear
- Uses lightweight, economical injection-molded glass-filled nylon clamps; fits Memphis Fats windshields or similar windshields that measure 3 mm or 4,5 mm thick (includes inserts for both sizes)



PART #
2350-0200

DESCRIPTION
Side Wings



PART #
2350-0199

DESCRIPTION
Memphis Hot Wing



Clear

CUSTOM LOWERS PLASTIC

- Lowers work with Sportshields as well as Memphis Fats and Slim
- Extend coverage downward to shield rider from rain, wind and noise coming up from the road
- Made of the same high-quality materials as Memphis Shades windshields with matching tints
- Must purchase Lowers mounting hardware separately; see page 15 2022 Europe FatBook
- Sold in pairs

PART #	COLOR
MEP5810	Clear
MEP5811	Gradient black
MEP5819	Solar



Solar

MEP5811

All part numbers in **BLUE** are new for 2023.

WINDSHIELDS & FAIRINGS

SADDLEBAGS & LUGGAGE

SEATS & SISSY BARS

EXHAUST

FUEL/AIR SYSTEMS

ENGINE

TRANSMISSION, CLUTCH LINE & DRIVELINE

GASKETS & SEALS

ELECTRICAL

LIGHTING & LICENSE PLATES

HANDLEBARS, CONTROLS & MIRRORS

CABLES

BRAKES & BRAKE LINES

TANKS & OIL FILTERS

DASHES & GAUGES

FRAMES & SUSPENSION

FENDERS

FOOTRESTS & FLOORBOARDS

WHEELS & AXLES

COVERS, LOCKS & GENERAL

AUDIO, COMMUNICATION & MOUNTS



Solar



Black Smoke

SPEED DEMON

- Offers more protection with a sporty look
- Features a similar shape and style to the popular handlebar mount "Demon" shield, but with the benefits of easier installation and faster removal due to the exclusive Sportshield mounting system
- Measures 53,5 cm W (21") and 45,5 cm (18") above the headlight; fits a 18 cm (7") headlight cutout


- Made of Lucite® for excellent optics and durability
- No-Tool detachable Trigger-Lock mounting kits must be ordered separately; see page 9

PART #	COLOR
18 CM (7") HEADLIGHT CUTOUT	
2313-0089	Solar

PART #	COLOR
18 CM (7") HEADLIGHT CUTOUT (CONT)	
2313-0280	Black smoke



Solar



Black smoke



Dark black smoke



See chart
for details

POP TOP SPORTSHIELDS

- Two inches taller than the handlebar-mounted Shooter windshield
- Measures 45,5 cm W (18") x 40,5 cm H (16") above headlight
- Available for 18 cm (7") headlights
- Made of Lucite® for excellent optics and durability
- Available in black smoke, dark black smoke and solar tint
- No-Tool detachable Trigger-Lock mounting kits must be ordered separately; see page 9

COLOR	WITH 18 CM (7") CUTOUT
Solar	MEP5519¹
Black smoke	2313-0282
Dark black smoke	2313-0284

¹ ABE approved.

All part numbers in **BLUE** are new for 2023.



Solar



Black smoke

See chart
for details**ALLEY CAT SPORTSHIELDS**

- Modeled after the popular Hell Cat handlebar-mounted windshield
- Measure 51 cm W (20") x 45,5 cm H (18") above the headlight
- Available for 18 cm (7") headlights
- Made of Lucite® for excellent optics and durability
- No-Tool detachable Trigger-Lock mounting kits must be ordered separately; see below

COLOR	WITH 18 CM (7") CUTOUT
Black smoke	2313-0286

¹ ABE approved.See chart
for details**BIG SHOT SPORTSHIELDS**

- The biggest Sportshield available
- Sleek styling with maximum coverage
- Measure 53,5 cm W (21") x 51 cm H (20") above the headlight
- Available for 18 cm (7") headlights
- Made of Lucite® for excellent optics and durability
- Available in black smoke and solar tint
- No-Tool detachable Trigger-Lock mounting kits must be ordered separately; see below

COLOR	WITH 18 CM (7") CUTOUT
Solar	MEP5719¹

COLOR	WITH 18 CM (7") CUTOUT
Black smoke	2313-0288

¹ ABE approved.

2321-0372



2321-0366



2321-0374

2321-0374

**NO-TOOL TRIGGER LOCK MOUNT KITS FOR FATS/SLIM AND SPORTSHIELDS**

- Memphis Shades Fats/Slim mount kits feature Quick-Change mounting, which allows you to remove or swap out your Memphis Fats or Slim windshields in about one minute
- Hardware is custom-fit to each style of bike for no-hassle installation
- Hardware includes stainless steel bolts and CNC-machined aluminum mounting plates and anchors

FITS MODEL	FATS/SLIM QUICK-CHANGE MOUNT KITS-POLISHED
For 15-22 Scout	2321-0370
For 16-22 Scout Sixty	2321-0370

FATS/SLIM QUICK-CHANGE MOUNT KITS-BLACK
2321-0372
2321-0372

FITS MODEL	SPORTSHIELD QUICK-CHANGE MOUNT KITS-POLISHED
For 15-22 Scout	2321-0366
For 16-22 Scout Sixty	2321-0366
For 18-22 Scout Bobber	2321-0366

SPORTSHIELD QUICK-CHANGE MOUNT KITS-BLACK
2321-0368
2321-0368
2321-0368

TURN SIGNAL RELOCATION KIT-BLACK	FITS MODEL
2321-0374	For 15-22 Scout
2321-0374	For 16-22 Scout Sixty

TURN SIGNAL RELOCATION KIT-BLACK	FITS MODEL
2020-1621	For 18-22 Scout Bobber

All part numbers in **BLUE** are new for 2023.



See chart
for details

HELL CAT

- Sculpted full-body shape
- Measures 51 cm W (20") x approximately 45,5 cm H (18") above headlight
- Fits most round headlights
- Made of Lucite® for excellent optics and durability
- Available in gradient black, solar (a light tint with 72% visible light transmission) and black smoke
- Included two-point mounting hardware consists of polished billet aluminum handlebar clamp that fits 25 mm (1") and 22 mm (7/8") handlebars (with sizing band), aluminum rake plates and bushings, stainless steel support rods and socket-head screws

PART #	DESCRIPTION
MEM1719 ¹	Solar

Solar



Black smoke

- Optional 32 mm (1 1/4") handlebar clamps sold separately (PART #MEM9950)


NOTE: To remove, simply loosen two socket-head screws, leaving clamps on bars for perfect reattachment of shield.

PART #	DESCRIPTION
2313-0293	Black smoke

¹ ABE approved.



Clear



Solar



See chart
for details

DEMON

- Measures 53,5 cm W (21") x 45,5 cm H (18") above headlight
- Fits most round headlights
- Made of Lucite® for excellent optics and durability
- Available in clear, solar and black smoke
- Included two-point mounting hardware consists of polished billet aluminum handlebar clamps that fit 25 mm (1") and 22 mm (7/8") handlebars (with sizing band), aluminum rake plates and bushings, stainless steel support rods and socket-head screws
- Optional 32 mm (1 1/4") handlebar clamps sold separately (PART #MEM9950)

NOTE: To remove, simply loosen two socket-head screws, leaving clamps on bars for perfect reattachment of shield.

PART #	DESCRIPTION	PART #	DESCRIPTION
MEM2210 ¹	Clear	2313-0292	Black smoke
MEM2219 ¹	Solar		

¹ ABE approved.



Black smoke

All part numbers in **BLUE** are new for 2023.


MEM1619
Solar

Black smoke

Dark black smoke

 See chart
for details

THE SHOOTER

- Looks great on today's wide-body motorcycles
- Measures 48,5 cm W (19") x approximately 35,5 cm H (14") above headlight
- Fits most round headlights
- Made of Lucite® for excellent optics and durability
- Available in solar (a light tint with 72% visible light transmission), black smoke or dark black smoke
- Included two-point mounting hardware consists of polished billet aluminum handlebar clamps that fit 25 mm (1") and 22 mm (7/8") handlebars (with sizing band), aluminum rake plates and bushings, stainless steel support rods and socket-head screws

- Optional 32 mm (1 1/4") handlebar clamps sold separately (PART #MEM9950)

NOTE: To remove, simply loosen two socket-head screws, leaving clamps on bars for perfect reattachment of shield.

PART #	DESCRIPTION	PART #	DESCRIPTION	PART #	DESCRIPTION
MEM1619 ¹	Solar	2313-0290	Black smoke	2313-0291	Dark black smoke

¹ ABE approved.


 See chart
for details

CLASSIC DEUCE

- Smooth shape surrounds headlight to become part of the motorcycle
- Available in solar tint and black smoke
- Measures approximately 49,5 cm W x 47 cm H (19 1/2" x 18 1/2") above headlight
- Available to fit 18 cm (7") headlights
- Made of Lucite® for excellent optics and durability
- Solid two-point handlebar mounting hardware fits many custom and stock applications

- Included two-point mounting hardware consists of polished billet aluminum handlebar clamps that fit 25,4 mm (1") and 22 mm (7/8") handlebars (with sizing bands), and aluminum rake plates and fittings, machined with recesses for stainless steel socket-head screws for a clean, custom look

NOTE: To remove, simply loosen two socket-head screws, leaving clamps on bars for perfect reattachment of shield.

PART #	DESCRIPTION	PART #	DESCRIPTION
MEM2129 ¹	Solar	2313-0294	Black smoke

¹ ABE approved.

All part numbers in **BLUE** are new for 2023.

slip streamer inc.

2312-0391



2312-0873



2312-0477



2312-0876

REPLACEMENT WINDSHIELDS

- Made of crystal-clear or tinted 5 mm (3/16") Lucite®
- Distortion-free, optically correct and break-resistant
- Precision crafted for a perfect fit

FOR 15-22 CHIEFTAIN/ROADMASTER

PART #	DESCRIPTION	PART #	DESCRIPTION
CLEAR		TINTED	
2312-0391	30,5 cm (12")	2312-0474	30,5 cm (12")
2312-0392	40,5 cm (16")	2312-0475	40,5 cm (16")
2312-0393	51 cm (20")	2312-0476	51 cm (20")
2312-0394	61 cm (24")	2312-0477	61 cm (24")

FOR 20-22 CHALLENGER

PART #	DESCRIPTION	PART #	DESCRIPTION
CLEAR		TINTED	
2312-0873	9.5"	2312-0875	9.5"
2312-0874	11.5"	2312-0876	11.5"



2311-0006



2311-0009

BILLET SERIES WINDSHIELDS

- A unique approach to wind protection
- Mirror-polished, chrome-plated, billet aluminum universal hardware mount; one bracket fits both 22 mm (7/8") and 25,4 mm (1") handlebars

- Shield adjusts up/down; hardware mount adjusts left/right and rotational

NOTE: See application chart on pages 14.

PART #	DESCRIPTION	PART #	DESCRIPTION
BULLET 25,5 CM (14" W)		B-WING 48,5 CM (19" W)	
2311-0006	38 cm (15") clear	2311-0008	38 cm (15") clear
2311-0007	45,5 cm (18") clear	2311-0009	45,5 cm (18") clear

All part numbers in **BLUE** are new for 2023.dragspecialties.eu / partseurope.eu

slip streamer inc.

2313-0204



SS-30 CLASSIC WINDSHIELDS

- Complement your rider's style with this sleek design
- Versatile Quick-Release mounting systems fit many different bikes with standard fork tubes or oversized fork tubes
- All styles are 58,5 cm (23") wide

NOTE: See application chart on page 14.

PART #	DESCRIPTION
43 CM H X 58,5 CM W (17" X 23") CLEAR WINDSHIELD W/ CHROME HARDWARE	
2313-0177	W/ standard fork mounting system (28-41 mm fork tubes w/ 23 cm-26,5 cm (9"-10,5") fork span)
2313-0188	W/ oversized fork mounting system (42-58 mm fork tubes w/ 28 cm-32 cm (11"-12,5") fork span)
2313-0194	W/ wide fork mounting system (28-41 mm fork tubes w/ 28 cm-32 cm (11"-12,5") fork span)
43 CM H X 58,5 CM W (17" X 23") CLEAR WINDSHIELD W/ BLACK HARDWARE	
2313-0204	W/ standard fork mounting system (28-41 mm fork tubes w/ 23 cm-26,5 cm (9"-10,5") fork span)

2313-0176



PART #	DESCRIPTION
56 CM H X 58,5 CM W (22" X 23") CLEAR WINDSHIELD W/ CHROME HARDWARE	
2313-0176	W/ standard fork mounting system (28-41 mm fork tubes w/ 23 cm-26,5 cm (9"-10,5") fork span)
2313-0191	W/ oversized fork mounting system (42-58 mm fork tubes w/ 28 cm-32 cm (11"-12,5") fork span)
2313-0193	W/ wide fork mounting system (28-41 mm fork tubes w/ 28 cm-32 cm (11"-12,5") fork span)
56 CM H X 58,5 CM W (22" X 23") CLEAR WINDSHIELD W/ CHROME HARDWARE	
2313-0214	W/ standard fork mounting system (28-41 mm fork tubes w/ 23 cm-26,5 cm (9"-10,5") fork span)
2313-0217	W/ oversized fork mounting system (42-58 mm fork tubes w/ 28 cm-32 cm (11"-12,5") fork span)

2313-0001



S-06 SPITFIRE SPORT SHIELDS

- Great protection and devastating style come together in the Spitfire Sport Shield
- Constructed of 3 mm (1/8") acrylic with red graphics
- Fully adjustable; mounts/dismounts in seconds; fits both 22 mm (7/8") and 25,4 mm (1") handlebars

PART #	DESCRIPTION
2313-0001	Clear w/ black hardware
2313-0120	Clear w/ chrome hardware

2313-0121



- For round or rectangular headlights
- Height: 38 cm (15") above headlight; width: 44,5 cm (17 1/2")

NOTE: See application chart on pages 14.

PART #	DESCRIPTION
2313-0002	Tint w/ black hardware
2313-0121	Tint w/ chrome hardware

All part numbers in **BLUE** are new for 2023.

WINDSHIELDS
& FAIRINGS

SADDLEBAGS
& LUGGAGE

SEATS &
SISSY BARS

EXHAUST

FUEL/AIR
SYSTEMS

ENGINE

TRANSMISSION,
CLUTCH LINE
& DRIVELINE

GASKETS
& SEALS

ELECTRICAL

LIGHTING
& LICENSE
PLATES

HANDLEBARS,
CONTROLS
& MIRRORS

CABLES

BRAKES &
BRAKE LINES

TANKS &
OIL FILTERS

DASHES
& GAUGES

FRAMES &
SUSPENSION

FENDERS

FOOTRESTS &
FLOORBOARDS

WHEELS
& AXLES

COVERS,
LOCKS &
GENERAL

AUDIO,
COMMUNICATION
& MOUNTS

slip streamer inc.

PART #	DESCRIPTION
SS-10-T-1	Smoke w/ black hardware

SS-10 VIPER

- Uses the same quick-release mounting system as the Spitfire shield
- Larger glass for added protection
- Available in smoke tint with 22,2 mm ($\frac{7}{8}$ "") and 25,4 mm (1") hardware
- Dimensions: 44 cm H x 56,5 cm W ($17\frac{1}{4}$ " x $22\frac{1}{4}$ "")

NOTE: See application chart below.

**DS-710361****MINI POLICE WINDSHIELDS**

- Designed to replicate the Harley police shield, this Slipstreamer original takes it one step farther
- Mounted with quick-release mounting hardware to remove and put back in seconds
- Features stainless steel straps and anodized aluminum hardware
- Comes standard with both 22 mm ($\frac{7}{8}$ "") and 25,4 mm (1") handlebar hardware
- Measures 37 cm ($14\frac{1}{2}$ "") wide, 38 cm (15") from headlight to top

PART #	DESCRIPTION
DS-710360	Clear windshield and hardware kit
DS-710361	Smoke windshield and hardware kit

PART #	DESCRIPTION
HD-OHDW	Replacement 25,4 mm (1") handlebar hardware kit

**HD3-DS****HD3-C****TOMBSTONE**

- A nostalgic design that gives your bike a one-of-a-kind American style
- Shield mounts/removes in short order thanks to an advanced quick-release system
- Fits both 22 mm ($\frac{7}{8}$ "") and 25,4 mm (1") handlebars

PART #	DESCRIPTION
HD3-DS	Dark smoke windshield and black hardware kit

- 25,5 cm (10") W; 34,5 cm ($13\frac{5}{8}$ "") from headlight cutout to top and 35,5 cm (14") H overall
- Available in dark smoke or clear

NOTE: See application chart below.

PART #	DESCRIPTION
HD3-C	Clear windshield and black hardware kit

SLIP STREAMER SHIELD APPLICATIONS

FITS MODEL	OEM BAR DIA.	SPITFIRE (S-06)	VIPER (SS-10)	CLASSIC (SS-30)	BULLET/B-WING	MINI POLICE (HD-0)	TOMBSTONE (HD-3)
For 14-18 Chief Classic	32 mm ($1\frac{1}{4}$ "")	2	2	-	-	2	2
For 00-03 Chief	25,4 mm (1")	1	1	-	1	1	1
For 10-12 Chief Classic	25,4 mm (1")	1	1	-	1	1	1
For 10-21 Chief Dark Horse	25,4 mm (1")	1	1	-	1	1	1
For 10 Chief Bomber	25,4 mm (1")	1	1	-	1	1	1
For 01-03 Scout	25,4 mm (1")	1	1	1	1	1	1
For 15-22 Scout (41 mm/11" span)	25,4 mm (1")	1	1	1	1	1	1
For 16-22 Scout 60 (41 mm/11" span)	25,4 mm (1")	1	1	1	1	1	1
For 01-03 Spirit	25,4 mm (1")	1	1	3	1	1	1

¹ Fits with no modifications.² Fits with 32 mm ($1\frac{1}{4}$ "") handlebar clamps.³ Order w/ "Wide Glide" fork hardware.All part numbers in **BLUE** are new for 2023.**dragspecialties.eu / partseurope.eu**



2330-0081



2321-0403

MEMPHIS SHADES BATWING FAIRING


- Features clean aerodynamic shape
- Inner fairing structure is black ABS
- Fairing outer shell is opaque black Lucite® with a class A finish that looks great as is, or can easily be painted
- Memphis Shades exclusive No-Tool Trigger-Lock mounting kits feature a detach system that allows you to quickly and easily remove or install your fairing, or swap out with other Memphis Shades windshields, sportshields or fairings
- Trigger-Lock kits are available in a combination of CNC-machined aluminum plates, stainless steel bolts and aluminum anchors or black E-coated plates, bolts and anchors for a clean appearance that's built to last
- Fairing is predrilled and fitted with push-out hole plugs for easy wind deflector installation
- Windshields are available in four heights and gradient black, as well as clear and solar (a light tint with 72% visible light transmission) for Spoiler windshields; see below
- Optional wind deflectors for increased downward airflow, windshield tri-pouch for storage and fairing trim for style are also available; see below

NOTE: Batwing Fairing is not compatible with any other fairing windshields, wind deflectors or accessories.

NOTE: Plate-only kits are for riders who already have a Memphis Shades Trigger-Lock windshield installed and do not need the anchoring hardware components.



2321-0405



Trigger-Lock Mounts let you remove your Batwing Fairings in a moment's time or quickly change to your Memphis Shades Fats/Slim or Sportshield to instantly change the look of your bike.


WHAT TO ORDER

1. Batwing Fairing
2. Trigger-Lock Mount Kit
3. Windshield of your preference; height and color options are shown below for Spoiler windshields

FITS MODEL	BATWING FAIRING	TRIGGER LOCK MOUNTING KIT-POLISHED	TRIGGER LOCK MOUNTING KIT-BLACK
18-22 Scout Bobber ^{1, 2}	2330-0081	2321-0403	2321-0405

¹ Requires turn signal relocation kit PART #2020-1621.

² Requires headlight extension kit PART #2001-1827.



2350-0152



2350-0153



3508-0017



3508-0020

DESCRIPTION

ACCESSORIES

"Night Shades" cut fairing trim; Dots	2350-0152
"Night Shades" cut fairing trim; Ellipse	2350-0153
Windshield single pouch	3508-0017
Windshield tri-pouch	3508-0018
Big Zipper quad pouch for Batwing Fairings and windshield	3508-0020
Headlight riser block kit	2001-1502
Turn signal relocation kit	2020-1621
Headlight extension block	2001-1827

All part numbers in **BLUE** are new for 2023.

WINDSHIELDS
& FAIRINGS

SADDLEBAGS
& LUGGAGE

SEATS &
SISSY BARS

EXHAUST

FUEL/AIR
SYSTEMS

ENGINE

TRANSMISSION,
CLUTCH LINE
& DRIVELINE

GASKETS
& SEALS

ELECTRICAL

LIGHTING
& LICENSE
PLATES

HANDLEBARS,
CONTROLS
& MIRRORS

CABLES

BRAKES &
BRAKE LINES

TANKS &
OIL FILTERS

DASHES
& GAUGES

FRAMES &
SUSPENSION

FENDERS

FOOTRESTS &
FLOORBOARDS

WHEELS
& AXLES

COVERS,
LOCKS &
GENERAL

AUDIO,
COMMUNICATION
& MOUNTS



2321-0399



2321-0374



2321-0401



TRIGGER-LOCK HARDWARE
FOR MEMPHIS SHADES BULLET FAIRING

- Custom fit, model-specific mounting kit features Memphis Shades exclusive Trigger-Lock mounting system – on and off without tools, or swap out with Memphis Fats/Slim windshields, Sportshields or Batwing Fairing PART #2330-0093
- Requires turn signal relocation kit PART #2321-0374

PART #	DESCRIPTION
FOR 15-22 SCOUT/SCOUT SIXTY	
Polished Trigger-Lock mounting kit	2321-0399
Black Trigger-lock mounting kit	2321-0401



PART #	DESCRIPTION
FOR 15-22 SCOUT/SCOUT SIXTY (CONT)	
Turn signal relocation kit	2321-0374

All part numbers in **BLUE** are new for 2023.




2330-0161



2321-0391

2321-0393



Trigger-Lock Mounts let you remove or change your Gauntlet Fairing in a moment's time

GAUNTLET FAIRINGS

- Gauntlet Fairings are unitized quarter fairings with a matte black finish inside
- Class A gloss black finish outside
- Smoked windscreen
- Trigger Lock Mounting system – on and off without tools

FITS MODEL	GAUNTLET FAIRING	TRIGGER LOCK MOUNTING KIT-POLISHED	TRIGGER LOCK MOUNTING KIT-BLACK
15-22 Scout/Scout Sixty ¹	2330-0161	2321-0391	2321-0393
18-22 Scout Bobber ^{2, 3}	2330-0161	2321-0391	2321-0393

¹ Requires turn signal relocation kit PART #2321-0374.

² Requires turn signal relocation kit PART #2020-1621.

³ Requires headlight extension block PART #2001-1827.

ACCESSORIES

PART #	DESCRIPTION	PART #	DESCRIPTION	PART #	DESCRIPTION
2321-0374	Turn signal relocation kit	2001-1827	Turn signal relocation kit	2020-1621	Headlight extension block



2320-0205

2001-1827

TRIGGER-LOCK MOUNTS FOR ROAD WARRIOR FAIRING

- Model-specific mounting kit for Road Warrior Fairing PART #2330-0165 features Memphis Shades exclusive Trigger-Lock mounting system

PART #	DESCRIPTION	PART #	DESCRIPTION
FOR 15-22 SCOUT/SCOUT SIXTY		FOR 18-22 SCOUT BOBBER	
2320-0205	Black Trigger-Lock mount kit	2320-0205	Black Trigger-Lock mount kit
2001-1828	Black headlight extension block	2001-1829	Black headlight extension block

WHAT TO ORDER

1. Road Warrior Fairing PART #2330-0165
2. Trigger-lock mounting kit
3. Windshield for Road Warrior
4. Headlight extension block

All part numbers in **BLUE** are new for 2023.




2330-0162



2321-0395



2321-0397



Trigger-Lock Mounts let you remove or change your Cafe Fairing in a moment's time

CAFE FAIRING

- One-piece construction – machined groove outlines
- Class A gloss black finish
- Made of aircraft-grade Lucite
- Custom fit, model-specific mounting kits feature Memphis Shades exclusive Trigger Lock Mounting System – on and off without tools

FITS MODEL	CAFE FAIRING	TRIGGER LOCK MOUNTING KIT-POLISHED	TRIGGER LOCK MOUNTING KIT-BLACK
15-21 Scout/Scout Sixty ¹	2330-0162	2321-0395	2321-0397

¹ Requires turn signal relocation kit PART #2321-0374.

PART

2321-0374

DESCRIPTION

Turn signal relocation kit



PART

3508-0042

DESCRIPTION

Windshield/fairing storage bag

WINDSHIELD/FAIRING STORAGE BAG

- Constructed of 600-denier "tool bag" material and lined with faux Sherpa to ensure a mar-free surface
- Safe way to carry or store Memphis Shades windshields or small fairings
- Convenient handle to carry windshield/fairing or hang out of harm's way
- Will hold one Memphis Fats/Slim, Sportshield or Fairing (Bullet, Gauntlet, Cafe) with or without mounting plates installed



PART

3508-0041

DESCRIPTION

Batwing fairing storage bag

BATWING FAIRING STORAGE BAG

- Constructed of 600-denier "tool bag" material and lined with faux Sherpa to ensure a mar-free surface
- Safe way to carry or store Memphis Shades Batwing fairing
- Convenient handle to carry windshield/fairing or hang out of harm's way
- Will hold one Memphis Shades Batwing Fairing with mounting plates and windshield installed



All part numbers in **BLUE** are new for 2023.



2331-0199



2331-0200

*CustomAcces***BATWING SML WINDSCREEN**

- Ideal for long trips, outings and day to day
- Consists of black plastic shell that is offered in different sizes
- Universal Batwing SML windscreen with mounting kit included
- Transparent screen made of PMMA material that can be placed at two different height settings

PART #	DESCRIPTION	PART #	DESCRIPTION
FOR 18-22 SCOUT BOBBER		FOR 18-22 SCOUT BOBBER (CONT)	
2331-0199	Short screen, clear	2331-0200	Long screen, clear

**FAIRING VENT SCREENS**

- Accents the vent system on the Indian Challenger
- Easy to install
- Adds a custom touch to the front of your fairing
- Screen catches or stops larger bugs and other road debris from entering through your fairing vent
- Sold in pairs



2330-0237

PART #	DESCRIPTION
2330-0263	For 22 Challenger
2330-0237	For 20-21 Challenger

All part numbers in **BLUE** are new for 2023.

KURYAKYN**WINDSHIELD TRIM**

- Classes up the top edge of the fairing
- Chrome ABS construction
- Easy to install

PART #**2350-0276****DESCRIPTION**

For 14-18 Chieftain, 19-20 Chieftain Classic and 15-20 Roadmaster models

**KURYAKYN****FRONT FAIRING TURN SIGNAL TRIM**

- Continue the design lines from the OEM chrome fairing panel to the front turn signals
- Quick, simple peel-and-stick installation
- Sold in pairs

PART #**0521-1254****DESCRIPTION**

For 14-18 Chieftain, 19-20 Chieftain Classic and 15-20 Roadmaster models

**3508-0052****3508-0053****TWIN DASH POUCHES**

- Mount securely with hook-and-loop material to the top of the fairing and will not work loose even in the harshest driving conditions
- Tapered design allows airflow from the windshield vent opening, keeping proper air movement over the dash
- Zippered openings are protected by a full-length flap covering the opening to keep weather from getting inside
- Each pouch measures 21,5 cm x 64 mm x 76 mm (8½" x 2½" x 3") deep, with a combined length of 43 cm (17")

PART #**FOR 14-18 ROADMASTER/CHIEFTAIN****3508-0052****DESCRIPTION**

Black

PART #**FOR 14-18 ROADMASTER/CHIEFTAIN (CONT)****3508-0053****DESCRIPTION**

Tan

All part numbers in **BLUE** are new for 2023.



URBAN ABS TOP CASE

- Sporty, lightweight and robust top case
- Secure four-point strap mounting system
- Constructed from thick ABS plastic
- Carrying capacity can expand from 16 liters to 29 liters
- Can fit one helmet when fully expanded
- Convenient carrying handle
- Spacious mesh compartment on the inside of the lid
- Measures 40,5 cm L x 36 cm W x 21,5 - 46 cm D (16" x 14 1/4" x 8 1/2" - 18")



PART #
3516-0313

DESCRIPTION
Urban ABS top case



3516-0308

LEGEND GEAR LR2 TAIL BAGS

- Universal fit for most motorcycles, even for those with high exhausts
- Anti-skid bottom
- Safe four-point strap mounting
- Offers additional mounting of Legend Gear accessory bags
- Splash-proof coated canvas and waterproof inner bag
- Measures 68 cm W x 45 cm H x 30 cm D (26 3/4" x 17 3/4" x 11 3/4")
- 48 liter carrying capacity

PART #	DESCRIPTION
3516-0308	Black/brown



3516-0309

PART #	DESCRIPTION
3516-0309	Black

LEGEND GEAR LR1 TAIL BAG

- Universal fit for seat and rack
- Also works with bikes with high exhausts
- Safe four-point strap mounting
- Adjustable shoulder straps transform the bag into a backpack
- Converts to a shoulder bag with Legend Gear shoulder strap (sold separately)
- Waterproof rain cover
- Measures 40 cm H x 30 cm W x 17 cm D (15 3/4" x 11 3/4" x 6 3/4")
- Carrying capacity of 17,5 liters

PART #	DESCRIPTION
3516-0307	LR1 tail bag



All part numbers in **BLUE** are new for 2023.

WINDSHIELDS
& FAIRINGS

SADDLEBAGS
& LUGGAGE

SEATS &
SISSY BARS

EXHAUST

FUEL/AIR
SYSTEMS

ENGINE

TRANSMISSION,
CLUTCH LINE
& DRIVELINE

GASKETS
& SEALS

ELECTRICAL

LIGHTING
& LICENSE
PLATES

HANDLEBARS,
CONTROLS
& MIRRORS

CABLES

BRAKES &
BRAKE LINES

TANKS &
OIL FILTERS

DASHES
& GAUGES

FRAMES &
SUSPENSION

FENDERS

FOOTRESTS &
FLOORBOARDS

WHEELS
& AXLES

COVERS,
LOCKS &
GENERAL

AUDIO,
COMMUNICATION
& MOUNTS



3501-1919



3501-1920



3501-1921

WATERPROOF SYSBAGS

- Durable TPU construction
- Waterproof main compartment
- MOLLE patch for attaching accessory bags
- Reinforced handles
- Reflective details for increased visibility
- Includes lashing eyelets and straps for attaching cable locks
- Removable inner pocket
- Small and Medium bags can attach to SLC carrier (sold separately)
- Large bag can attach to PRO side carrier (sold separately)
- Small bag measures: 32,5 cm W x 16,5 cm D x 33 cm H (12,8" x 6,5" x 13"); carrying capacity expands from 12 L to 16 L
- Medium bag measures: 32,5 cm W x 16,5 cm D x 41 cm H (12,8" x 6,5" x 16,1"); carrying capacity expands from 17 L to 23 L
- Large bag measures: 48 cm W x 22 cm D x 41 cm H (18,9" x 8,7" x 16,1"); carrying capacity expands from 27 L to 40 L

DESCRIPTION	PART #	DESCRIPTION	PART #	DESCRIPTION	PART #
S	3501-1919	M	3501-1920	L	3501-1921



3501-1499



3501-1500

SYSBAGS

- Robust and versatile soft luggage
- Can be used as a side or tail bag
- Reinforced design prevents flapping at high speeds
- End loops and integrated straps for lashing to any motorcycle
- Constructed of durable 1680D ballistic nylon
- All bag sizes can be attached to each other in various combinations

- SysBag 10 measures 26 cm H x 32¹/₂ cm W x 13 cm D (10¹/₄" x 12³/₄" x 5¹/₈"); 10 liter carrying capacity
- SysBag 15 measures 36¹/₂ cm H x 32¹/₂ cm W x 15¹/₂ cm D (14³/₈" x 12³/₄" x 6¹/₈"); 15 liter carrying capacity

PART #	DESCRIPTION	PART #	DESCRIPTION
3501-1499	SysBag 10	3501-1500	SysBag 15

All part numbers in **BLUE** are new for 2023.



LEGEND GEAR LT2 TANK BAG

- Attaches to the bike by classic strap mounting
- Two aluminum buckles provide fast access to the gas cap
- Overlapping lid offers protection against moisture and dirt
- Protection from the rain provided by splash-proof material and a waterproof rain cover
- Military-grade fastening system for other Legend Gear bags
- Dimensions: 30 cm L x 15 cm W x 18 cm D (11³/₄" x 6" x 7")
- 5,5 liter carrying capacity



PART #	DESCRIPTION
3502-0362	Legend Gear LT2 tank bag

3502-0360



3502-0361



LEGEND GEAR LT1 TANK BAGS

- Fits most steel gas tanks
- Powerful magnets provide secure mounting, even on rough roads
- Easily removable
- Anti-skid bottom
- Zippered capacity expansion
- Protection from the rain provided by splash-proof material and a waterproof rain cover
- Military-grade fastening system for other Legend Gear bags
- Dimensions: 25 cm L x 18 cm W x 10 cm D (9³/₄" x 7" x 4")
- Carrying capacity can expand from 3 liters to 5,5 liters

PART #	DESCRIPTION	PART #	DESCRIPTION
3502-0360	Black/brown	3502-0361	Black

3501-1523



3501-1527

3501-1529



LEGEND GEAR SIDE BAG SYSTEMS

- Vintage, lightweight soft luggage design with modern support
- Coated canvas sailing material and robust synthetic leather reinforce the bags' structure
- Fiber-reinforced polyamide quick-lock system provides fast and reliable attachment and removal of the bags
- LC1 dimensions: 26 cm H x 31 cm W x 14 cm D (10¹/₄" x 12¹/₄" x 5¹/₂"); 9,8 liter carrying capacity
- LC2 dimensions: 35 cm H x 31 cm W x 14 cm D (13³/₄" x 12¹/₄" x 5¹/₂"); 13,5 liter carrying capacity
- Side bags include side single bag, two waterproof inner bags and all required mounting hardware
- Side bag system includes two side bags, two waterproof inner bags and left- and right-side carriers

SIDE BAGS

PART #	COLOR	PART #	COLOR
LC1 SIDE BAGS			
3501-1523	Black/brown, left-side mounting	3501-1527	Black/brown, left-side mounting
3501-1525	Black, left-side mounting	3501-1529	Black, left-side mounting

SIDE BAG SYSTEM

PART #	DESCRIPTION
3501-1769	For 16-22 Scout/Scout Sixty/Scout 100th Anniversary

All part numbers in **BLUE** are new for 2023.



3501-1869

LEGEND GEAR SIDE BAGS

- Combines the low weight of a saddlebag with the high form stability of a case
- Constructed from weather- and UV-resistant 600D polyester
- Reinforced sides and a back panel help bags keep their shape
- Can be easily and quickly mounted on to the original attachment points along the fender strut
- Features MOLLE attachment system
- Integrated anti-theft protection on the inside of the bag
- Convenient carrying handle
- All bags include waterproof inner bag

PART #	DESCRIPTION	PART #	DESCRIPTION	PART #	DESCRIPTION
3501-1466	LH1 side bag	3501-1869	LH1 side bag	3501-1465	LH2 side bag



3501-1465

- LH1 bags fit on right side, LH2 bag fits on the left side
- LH1 bags measure 42,0 cm W x 28,0 cm H x 24,0 cm D (16,5" x 11,0" x 9,4"); 19,5 liter (5,2 US gallon) carrying capacity
- LH2 bag measures 47,0 cm W x 39,0 cm H x 24,0 cm D (18,5" x 15,4" x 9,4"); 25,5 liter (6,7 US gallon) carrying capacity

LEFT SLC SIDE CARRIER

- Precisely developed to allow for simple and secure mounting on the bike's original attachment points
- Quick-release mounting system allows side bags to be easily attached or removed
- Provides secure hold for side bags, side cases, adapter plates and universal side bracket number plates
- Includes mounting hardware



PART #	DESCRIPTION
1510-0793	For 19-22 FTR1200



1510-0934

SLH SIDE CARRIERS

- Bike-specific design
- Can be quickly and easily mounted on the original attachment points on the fender strut
- Quick-lock system allows Legend Gear side bags to be attached and removed in moments
- Carriers for LH1 side bags are for use on the right side of the motorcycle

PART #	DESCRIPTION	PART #	DESCRIPTION
FOR 16-22 SCOUT		FOR 16-22 SCOUT (CONT)	
1510-0934	LH1	1510-0933	LH2



1510-0933

- Carriers for LH2 side bags are for use on the left side of the motorcycle
- Includes mounting hardware
- Adapter kit includes matching hardware for attaching SLH side carriers to Softail models with the original HoldFast Docking Hardware Kit from Harley-Davidson®

All part numbers in **BLUE** are new for 2023.



PRO ENDURO TANK BAG

- For Enduro motorcycles
- Strap fixing of base plate through frame clamps or loop straps
- Two outer pockets
- Zipper connects base panel and tank bag
- Includes rain cover
- Sturdy carrying handle
- MOLLE attachment on top of the bag allows for attaching smartphone or tablet holders
- Constructed from 1680D ballistic nylon
- Dimensions: 35 cm W x 20 cm H x 31,5 cm D (13,8" x 7,9" x 12,4"); 12 liter - 15 liter carrying capacity

PART #
3502-0443

DESCRIPTION
PRO enduro tank bag



PRO ENDURO WATERPROOF TANK BAG

- For most motorcycle tanks
- Top of bag is made of laminated and stable EVA
- Overlapping lid prevents water from entering bag
- Magnetically secured lid
- Welded TPU body without seams
- Two outer pockets
- Sturdy carrying handle
- MOLLE attachment on top of the bag allows for attaching smartphone or tablet holders
- Anti-slip underside
- Reflective detailing provides better visibility
- Dimensions: 43 cm W x 25 cm H x 23 cm D (16,9" x 9,8" x 9,1"); 11 liter carrying capacity

PART #
3502-0525

DESCRIPTION
PRO Enduro waterproof tank bag



PRO MAGNETIC DAYPACK TANK BAG

- Universal fitment makes the Daypack tank bag a convenient companion for any ride
- Magnetic base is designed to attach to metal tanks without a PRO tank ring
- MOLLE attachment on top of the bag allows for attaching smartphone or tablet holders
- Integrated mesh compartment
- Constructed from 1680D ballistic nylon
- Robust carrying handle
- Measures 28,5 cm L x 22,5 cm W x 12 cm D (11,2" x 8,9" x 4,7"); carrying capacity can expand from 6 liters to 9 liters

PART #
3502-0442

DESCRIPTION
PRO magnetic daypack tank bag

All part numbers in **BLUE** are new for 2023.

WINDSHIELDS
& FAIRINGS

SADDLEBAGS
& LUGGAGE

SEATS &
SISSY BARS

EXHAUST

FUEL/AIR
SYSTEMS

ENGINE

TRANSMISSION,
CLUTCH LINE
& DRIVELINE

GASKETS
& SEALS

ELECTRICAL

LIGHTING
& LICENSE
PLATES

HANDLEBARS,
CONTROLS
& MIRRORS

CABLES

BRAKES &
BRAKE LINES

TANKS &
OIL FILTERS

DASHES
& GAUGES

FRAMES &
SUSPENSION

FENDERS

FOOTRESTS &
FLOORBOARDS

WHEELS
& AXLES

COVERS,
LOCKS &
GENERAL

AUDIO,
COMMUNICATION
& MOUNTS



PRO TRAVELBAG TAIL BAG

- Universal fit for almost all motorcycles
- Made of durable and UV-resistant 1680D ballistic nylon
- Three mesh compartments with interior lid zipper
- Two outer pockets provide additional storage
- MOLLE attachments on top and front allow for easily attaching accessory bags
- Simple and quick mounting on the motorcycle via loop straps with lashing hooks
- Anti-slip underside

- Waterproof inner bag
- Reflective detailing for increased visibility
- Three robust carrying handles
- Large 65 liter carrying capacity

PART #	DESCRIPTION
3516-0363	PRO Travelbag tail bag



PRO REARBAG TAIL BAG

- Fits almost all motorcycles
- Durable and UV-resistant 1680D ballistic nylon construction
- Provides enough storage space to fit a motorcycle helmet
- Simple and secure mounting with strong lashing hooks
- Includes waterproof inner bag
- Reflective detailing provides better visibility
- Measures 40 cm L x 43 cm W x 25 cm H - 37 cm H (15,7" x 16,9" x 9,8" - 14,5")
- Carrying capacity can expand from 22 liters to 34 liters

PART #	DESCRIPTION
3516-0343	PRO rearbagn tail bag



PRO ROADPACK TAIL BAG

- Fits perfectly on the tail of most motorcycles
- Highly durable, UV-resistant 1680D ballistic nylon construction
- Lashing hooks allow for quick and simple mounting and removal
- Anti-slip material on the underside of bag helps keep it secure
- Reflective details help increase visibility
- Includes waterproof inner bag
- Measures 36 cm L x 28 cm W x 15 cm H - 23 cm H (14,2" x 11" x 5,9" - 9")
- Carrying capacity can expand from eight liters to 14 liters

PART #	DESCRIPTION
3516-0346	PRO roadpack tail bag

ION TAIL BAGS

- Combines an attractive design with optimized storage solutions
- Sturdy, waterproof 600D vinyl construction
- Non-slip underside
- Lockable main compartment
- Waterproof inner bag
- Reflective textile welts greatly increase nighttime visibility
- S bag measures 33 cm W x 10 - 18 cm H x 29 cm D (13" x 7" x 11 1/2"); 7 - 15 liter capacity
- M bag measures 44 cm W x 30 cm H x 30 cm D (17 1/4" x 11 3/4" x 11 3/4"); 26 - 30 liter capacity

PART #	DESCRIPTION	PART #	DESCRIPTION
3516-0325	S	3516-0326	M



All part numbers in **BLUE** are new for 2023.



3530-0014

DRYBAG 350 TAIL BAGS

- Universal fit for almost any motorcycle
- Excellent tear- tensile- puncture- and impact-resistance
- Stable four-point attachment system
- Waterproof tarpaulin construction
- Several drybags can be mounted on top of each other
- Includes four mounting straps and a shoulder strap
- Retro reflective details for increased safety on the road
- 35 liter capacity

PART #	DESCRIPTION
3530-0014	Gray



3530-0022

PART #	DESCRIPTION
3530-0022	Yellow



3530-0019

DRYBAG 260/180 TAIL BAGS

- Lightweight for convenient carrying
- Sturdy, waterproof 500D Tarpaulin construction
- Easily attached to luggage rack or other Drybags
- Includes four fastening straps for secure mounting

PART #	DESCRIPTION
3530-0019	Drybag 180 tail bag (18L)



3530-0020

PART #	DESCRIPTION
3530-0020	Drybag 260 tail bag (26L)

DRYBAG 80

- Universal fit on almost all bikes
- Waterproof and UV-resistant
- Multi-functional design; can be used as a tail bag, tank bag, shoulder bag or crash bar bag
- Made from tear-, puncture- and impact-resistant tarpaulin
- Stable three-point attachment system
- Measures 35 cm L x 19 cm W x 9 cm D (13³/₄" x 7¹/₂" x 3¹/₂")

PART #	DESCRIPTION
3530-0016	Drybag 80



All part numbers in **BLUE** are new for 2023.

WINDSHIELDS
& FAIRINGS

SADDLEBAGS
& LUGGAGE

SEATS &
SISSY BARS

EXHAUST

FUEL/AIR
SYSTEMS

ENGINE

TRANSMISSION,
CLUTCH LINE
& DRIVELINE

GASKETS
& SEALS

ELECTRICAL

LIGHTING
& LICENSE
PLATES

HANDLEBARS,
CONTROLS
& MIRRORS

CABLES

BRAKES &
BRAKE LINES

TANKS &
OIL FILTERS

DASHES
& GAUGES

FRAMES &
SUSPENSION

FENDERS

FOOTRESTS &
FLOORBOARDS

WHEELS
& AXLES

COVERS,
LOCKS &
GENERAL

AUDIO,
COMMUNICATION
& MOUNTS

KURYAKYN **XKURSION® XS ODYSSEY BAG**

- Wide front hatch for easy access to the main storage
- Formed bottom for secure mounting on a variety of luggage rack styles or passenger seats
- High-strength hook-and-loop sissy bar strap for easy mounting to passenger backrests or sissy bars
- Media storage for up to 38 cm (15") laptops and 30,5 cm (12") tablets
- Front cell phone or media device pocket with a built-in port to accommodate charging cords
- Built-in external coat flap with adjustable G-hooks for coats, blankets or other items
- External bottle pockets and quick-access stash pockets to keep smaller items organized
- Laser-cut low-profile MOLLE for modular attachment options
- Integrated heavy-duty welded D-rings and included mounting strap kit
- Thermoformed construction and components for strength, security and shape retention

- Reflective accents for enhanced visibility
- UV-rated and weather-resistant 1680 denier textile material, with included rain cover
- Glove-friendly, weather-resistant zippers
- Premium lined interior with multiple pockets and compartments
- Heavy-duty ergonomic carrying handles
- Measures 40,5 cm W x 25,5 cm D x 51 cm H (16" x 10" x 20")
- 52 liter (3200 cubic inch) capacity

PART #**3515-0209****DESCRIPTION**

XKursion® XS Odyssey bag

**XKURSION® XS STEWARD ROLL BAG**

- Convenient dual-side access entry with wide opening for easy loading/unloading
- Built-in coat flap with adjustable G-hook for quick and easy external storage
- Plush lined storage pocket on coat flap for cell phones, sunglasses or other items
- Laser-cut low-profile MOLLE modular attachment options
- Integrated heavy-duty welded D-rings, sissy bar and mounting straps to mount to additional bags, luggage racks or passenger seats
- Thermoformed construction and components for strength, security and shape retention
- Reflective accents for enhanced visibility
- UV-rated and weather-resistant 1680 denier textile material, with included rain cover
- Glove-friendly, weather-resistant zippers
- Premium lined interior with multiple pockets and compartments

- Heavy-duty ergonomic carrying handle
- 51 cm W x 29 cm D x 29 cm H (20" x 11,5" x 11,5")
- 44 liter (2700 cubic inch) capacity

PART #**3515-0208****DESCRIPTION**

XKursion® XS Steward roll bag

All part numbers in **BLUE** are new for 2023.

KURYAKYN



XKURSION® XB AMBASSADOR TAIL BAG

- Do-it-all tail bag that delivers versatility, style and convenience on or off the bike
- Features a contoured bottom for a perfect fit on rear fenders or passenger seats and includes a handy integrated shoulder strap for easy transport when you arrive at your destination
- Integrated fixed shoulder strap stows away discreetly when not in use
- Shoulder strap and wide grab handle offer easy transport off the bike
- Side-mounted, quick-stash pockets for keeping smaller items organized
- Built-in coat flap with adjustable G-hook for quick and easy external storage
- Thermoformed construction and components for strength, security and shape retention
- Reflective accents for enhanced visibility
- UV-rated and weather-resistant 1680-denier textile material, with included rain cover
- Glove-friendly, weather-resistant zippers



- Premium lined interior with multiple pockets and compartments
- Heavy-duty ergonomic carrying handle
- Measures 38 cm W x 38 cm D x 24 cm H (15" x 15" x 9,5")
- Capacity of 25 liters (1530 cubic inches)

PART #	DESCRIPTION
3515-0212	XKursion® XB Ambassador tail bag



GRAND PET PALACE

- Updated styling and amenities: 40% more ventilation and 20% more internal space
- UV-rated weather-resistant 1200-denier textile material with removable rain cover
- New sissy bar strap, multiple D-rings and adjustable straps for easy, secure mounting options
- New easy-clean removable foam cushion provides a comfortable ride
- Pet amenities include internal adjustable leash, two dishes and removable stash pouch
- New side-mount handles and removable carry strap for easy portability
- Redesigned bottle pocket with MOLLE modular attachment points



- Internal frame and rigid bottom provide support
- Top window opens so your pet can pop its head out
- Four mesh windows for viewing and optimal ventilation
- Dimensions: 47 cm W x 33 cm D x 35,5 cm T (18,5" x 13" x 14")
- 44,3 liter internal capacity (2700 cubic inches); 9,1 kg (20 lb) recommended weight capacity

NOTE: For sanitary reasons we will not accept returns on Grand Pet Palace.

PART #	DESCRIPTION
3515-0185	Grand Pet Palace

All part numbers in **BLUE** are new for 2023.

KURYAKYN**MOMENTUM DRIFTER BAG**

- UV-rated, weather-resistant 1200-denier textile construction
- Ideal size and shape for tour trunks with luggage racks, passenger seats, or sissy bars with or without luggage racks
- Quick-mount sissy bar strap design for secure mounting in seconds
- Easily mounts to Kuryakyn Momentum Road Warrior, Vagabond or other luggage (all sold separately)
- Dual side entry doors offer easy access to main storage compartment
- External, adjustable bungee storage system for coats, bedrolls or other items
- Seven external quick-stash pockets, including two bottle pockets
- Integrated MOLLE modular attachment points
- Rigid structure retains its shape whether empty or loaded
- Tethered rain cover with designated storage pocket
- Low-profile carrying handles plus removable shoulder strap for easy portability off the bike



- Includes full mounting strap kit
- Dimensions: 47 cm W x 30,5 cm D x 29 cm T (18,5" x 12" x 11,5")
- 42 liter (2553 cubic inch) capacity

PART #**3515-0192****DESCRIPTION**

Momentum Drifter bag

MOMENTUM RAMBLER ROLL BAG

- UV-rated, weather-resistant 1200-denier textile construction with removable rain cover
- Bottom-mounted tie-down loops for easy mounting on luggage racks or Momentum Drifter, Road Warrior and Vagabond bags, all sold separately
- Convenient side entry doors to easily access items while mounted
- Front stash pocket for easy access to small items
- Quick-mount sissy bar strap design for secure mounting in seconds
- External, adjustable bungee storage system for coat, bedroll or other items
- Integrated MOLLE modular attachment points
- Low-profile carrying handle plus removable shoulder strap for easy portability off the bike
- Rigid structure retains its shape whether loaded or empty
- Multiple D-rings for additional easy and secure mounting options
- Dimensions: 39,5 cm W x 23 cm T x 23,5 cm D (15,5" x 9" x 9,25")
- Measures 21 liters (1290 cubic inches)

**PART #****3516-0268****DESCRIPTION**

Momentum Rambler roll bag

MOMENTUM ROAMER TAIL BAG

- Durable UV-rated, weather-resistant 1200-denier textile material with removable rain cover
- External adjustable bungee storage for coat, bedroll or other items
- Low-profile carrying handle and removable shoulder strap for off-the-bike convenience
- Multiple welded D-rings and included strap kit for secure mounting
- Integrated MOLLE modular attachment points
- External quick-stash pockets and bottle pockets
- Includes optional clear protective film for fender/paint protection
- Dimensions: 44,5 cm W x 38 cm D x 20,5 cm T (17,5" x 15" x 8")
- 30,5 liter (1860 cubic inch) capacity

**PART #****3502-0315****DESCRIPTION**

Momentum Roamer tail bag

All part numbers in **BLUE** are new for 2023.

KURYAKYN

MOMENTUM DEADBEAT DUFFLE

- UV-rated weather-resistant 1200-denier textile material with removable rain cover
- Quick-mount sissy bar strap for safe and secure mounting in seconds
- External adjustable bungee storage for coat, bedroll or other items
- MOLLE modular attachment points
- Low-profile carrying handle and removable shoulder strap for off-the-bike convenience
- Rolltop design with high-strength hook-and-loop closure for storage versatility and water resistance
- Fully adjustable, convenient speed-buckle clasps
- Side zippered quick-stash pockets
- Heavy-duty welded D-rings and full mounting strap kit for bikes without sissy bars
- Dimensions: 25,5 cm D x 45,5 cm T (10" x 18") (fully expanded)
- 23 liter (1414 cubic inch) capacity



PART #
3515-0201

DESCRIPTION
Momentum Deadbeat duffel



MOMENTUM OUTRIDER THROW-OVER SADDLEBAGS

- UV-rated weather-resistant 1200-denier textile material with removable rain covers
- No saddlebag supports or mounting brackets required
- Fully adjustable mounting belt to fit almost any motorcycle
- Angled design accommodates most stock fender-mounted turn signals
- Mounts on top or under passenger seat with slant forward or backward
- Anti-scratch backs and heat-resistant bottoms
- Include mounting strap kit for extra security
- Forward-facing, quick-stash pockets for smaller items or bottle storage



- 51 mm (2") expansion panel with capacity to fit a half helmet
- Internal, adjustable divider for organization
- Measure 45,5 cm (18") wide x 20,5 cm (8") deep (25,5 cm (10") expanded) x 28 cm (11") tall (each bag)
- 26 liter capacity, 32 liters expanded (1584 cubic inches, 1980 cubic inches expanded)

PART #
3501-1359

DESCRIPTION
Momentum Outrider throw-over saddlebags



SADDLEBAG COOLER

- Keeps your favorite fluids frosty and at the ready
- Holds up to a 12-pack of bottles or 18-pack of cans plus ice, and the sealed interior lining means moisture stays inside the cooler instead of your saddlebag
- Made from durable, 1200-denier polyester with a sealed, TPU-coated nylon liner with high-density insulation
- Sized to fit virtually any OEM saddlebag
- Includes bottle opener



- Wide-zippered opening and side-mounted carrying handles for easy access
- Includes removable/adjustable shoulder strap
- Measures 44,5 cm L x 15 cm W x 23 cm H (17,5" x 6" x 9")

PART #
3501-1340

DESCRIPTION
Saddlebag cooler

All part numbers in **BLUE** are new for 2023.

WINDSHIELDS
& FAIRINGS

SADDLEBAGS
& LUGGAGE

SEATS &
SISSY BARS

EXHAUST

FUEL/AIR
SYSTEMS

ENGINE

TRANSMISSION,
CLUTCH LINE
& DRIVELINE

GASKETS
& SEALS

ELECTRICAL

LIGHTING
& LICENSE
PLATES

HANDLEBARS,
CONTROLS
& MIRRORS

CABLES

BRAKES &
BRAKE LINES

TANKS &
OIL FILTERS

DASHES
& GAUGES

FRAMES &
SUSPENSION

FENDERS

FOOTRESTS &
FLOORBOARDS

WHEELS
& AXLES

COVERS,
LOCKS &
GENERAL

AUDIO,
COMMUNICATION
& MOUNTS

KURYAKYN **JACKET ROLL**

- Convenient storage option to keep jackets, extra layers, bedrolls or blankets handy and securely stowed away
- Made from durable UV-rated, weather-resistant 1200-denier textile
- Adjustable buckle snap straps for convenient mounting on virtually any handlebar or sissy bar setup
- Loaded with MOLLE modular attachment points
- Folds up for easy storage when not in use
- Perfect storage option for carrying extra layers or removing layers as temps rise
- Measures 42 cm W x 30,5 cm L x 2,54 cm D (16,5" x 12" x 1") (rolls up to 30,5 cm L x 7,6 cm W (12" x 3"))

**PART #****3515-0204****DESCRIPTION**

Jacket roll

**BARRIO
MULTI-FIT BAG**

- Durable UV-rated, weather-resistant 1200-denier textile material
- Rolltop design with high-strength hook-and-loop closure for storage versatility and water resistance
- Fully adjustable, convenient speed-buckle clasps
- MOLLE modular attachment points
- Safe and secure storage for wallets, sunglasses, phones, road sodas, tools and more



- Front and side quick-stash pockets
- Dimensions: 18 cm W x 10 cm D x 23 cm T (7" x 4" x 9")
- 4,5 liter (266 cubic inch) capacity

PART #**3510-0095****DESCRIPTION**

Barrio fork bag

**TRUNK LID ORGANIZER**

- All-new design with extra-secure mounting using lid-mounted snap tab attachments and hook-and-loop fasteners
- Includes lid organizer and separate MOLLE-integrated tool pouch/Dopp kit
- Three separate storage pockets for optimum organization
- Integrated MOLLE field can be used to attach included tool pouch or as a tool organizer



- Made from durable moisture-resistant and UV-treated 1200-denier polyester

PART #**3522-0015****DESCRIPTION**For 15-21 Roadmaster (except Classic),
14-21 Chieftain (if equipped with a tour trunk)All part numbers in **BLUE** are new for 2023.


UltraMAX


ROUTE 1 ROVER PET CARRIER

- UltraMax® fabric for maximum UV protection
- For pets up to 9,1 kg (20 lb)
- Mounts to tour trunk racks, sissy bar
- Rigid construction and solid base panels
- Side panels unzip allowing maximum airflow
- Small permanently open side mesh vents
- Large lid opening for ease of access
- Lid has two-stage zipper opening; first stage allows flap to open with mesh closed, second stage opens mesh to allow pet to look out while on integrated leash
- Both lid panels roll back, with tab to secure open
- Wide front panel also has two-stage opening; first stage opens mesh porch, second stage opens completely
- All two-stage opening zippers securely latch together
- Base has padded removable panel for comfort and cleaning
- Adjustable leash allows pet to move freely
- Two side pockets for storing pet essentials
- Carry handles make for easy transport
- Reflective piping
- Main compartment measures 43 cm L x 30,5 cm W x 38 cm H (17" x 12" x 15"); holds 50 liters

PART #
3515-0214

DESCRIPTION
Route 1 pet carrier

All part numbers in **BLUE** are new for 2023.

WINDSHIELDS
& FAIRINGS

SADDLEBAGS
& LUGGAGE

SEATS &
SISSY BARS

EXHAUST

FUEL/AIR
SYSTEMS

ENGINE

TRANSMISSION,
CLUTCH LINE
& DRIVELINE

GASKETS
& SEALS

ELECTRICAL

LIGHTING
& LICENSE
PLATES

HANDLEBARS,
CONTROLS
& MIRRORS

CABLES

BRAKES &
BRAKE LINES

TANKS &
OIL FILTERS

DASHES
& GAUGES

FRAMES &
SUSPENSION

FENDERS

FOOTRESTS &
FLOORBOARDS

WHEELS
& AXLES

COVERS,
LOCKS &
GENERAL

AUDIO,
COMMUNICATION
& MOUNTS


UltraMAX™


ROUTE 1 TRAVELER TOUR TRUNK BAG

- Industry leading UltraMax™ fabric with maximum UV protection
- Mounts to most tour trunks luggage racks
- Can hold two full-face helmets even when non-expanded
- Additional 76 mm (3") expansion section for extra storage
- Three generous outer pockets for quick-access items
- Mesh pockets under lid and sides of main compartment
- Reflective piping for increased visibility
- Rugged quick-release buckles securely mount to rack
- Rigid construction helps bag hold its shape, even when empty



- Airline carry-on friendly
- Waterproof rain hood included
- Main compartment measures 56 cm L x 30,5 cm W x 37 cm H (22" x 12" x 14,5"); holds 63 liters
- Expands to 56 cm L x 30,5 cm W x 43 cm H (22" x 12" x 17"); holds 73,5 liters

PART #	DESCRIPTION
3516-0269	Route 1 Traveler Tour trunk rack bag



TRAVELER TAIL BAG

- Made with industry-leading UltraMax® fabric
- Maximum UV protection against fading
- Universal fitment on trunks and luggage racks
- Fits inside all Harley Davidson Tour Trunks
- 100% waterproof rain cover included
- Quick-release straps securely mount to trunk rack
- Also mounts to backrest/sissy bar and racks
- Rigid construction with mesh pocket under lid



- Lined interior easily holds a full-face helmet
- Reflective piping for enhanced visibility
- Carry handles for transporting off the bike
- Dimensions: 45,5 cm L x 30,5 cm W x 25,5 cm H (18" x 12" x 10")
- Holds 35 liters

PART #	DESCRIPTION
3515-0220	Traveler tail bag

All part numbers in **BLUE** are new for 2023.



3515-0144


UltraMAX™

COMPRESSION BAG

- Made from water-resistant, lightweight Tri-Max® polyester
- Allow you to compact soft items for storage
- Great way to separate clean and worn laundry while on the road
- Bag compress up to 30% smaller than listed size, allowing for more storage space
- Black/gray
- Sold each

PART #	DESCRIPTION
3515-0144	Medium bag (58 cm L x 21,5 cm W (22 ³ / ₄ " x 8 ¹ / ₂ "); 20 liter storage uncompressed)



TRAILS END BOTTLE HOLDER

- Industry leading UltraMax® fabric with maximum UV protection
- Roll top closure ensures bottle stays secure
- Integrated straps weave into MOLLE systems as found on trails end tail bags
- Includes four webbing straps and buckles can mount to most racks
- Holds bottles up to 887 ml (30 US fl oz.)
- 30,5 cm L x 95 mm D (12" x 3,75")

PART #	DESCRIPTION
3501-1462	Trails End bottle holder



USA (UNDER SEAT ATTACHMENT)

- For use when you don't have a backrest or luggage rack
- Four heavy-duty, self-fastening webbing straps
- Four metal "D" rings for attaching straps and hooks
- Fully adjustable to fit under most seat configurations
- Protective material to help prevent scratching or movement



PART #	DESCRIPTION
3515-0205	USA (Under Seat Attachment)

All part numbers in **BLUE** are new for 2023.

WINDSHIELDS
& FAIRINGSSADDLEBAGS
& LUGGAGESEATS &
SISSY BARS

EXHAUST

FUEL/AIR
SYSTEMS

ENGINE

TRANSMISSION,
CLUTCH LINE
& DRIVELINEGASKETS
& SEALS

ELECTRICAL

LIGHTING
& LICENSE
PLATESHANDLEBARS,
CONTROLS
& MIRRORS

CABLES

BRAKES &
BRAKE LINESTANKS &
OIL FILTERSDASHES
& GAUGESFRAMES &
SUSPENSION

FENDERS

FOOTRESTS &
FLOORBOARDSWHEELS
& AXLESCOVERS,
LOCKS &
GENERALAUDIO,
COMMUNICATION
& MOUNTS

BURLY BRAND
MOTORCYCLE ACCESSORIES



3517-0414



3517-0435

ROLL TOP BACKPACKS

- Wet-waxed UV-treated cotton canvas construction
- Leather paneling for style and support
- Burly brand flannel straps
- Interior is fully padded with a partition for a 38 cm (15") laptop
- Auxiliary pass-through port for charging cables or audio cords
- Large front zippered pocket for storing loose items
- Roll top has variable-height snap closure
- Speed buckles, zippers and metal Burly-embossed button snaps and accents
- Anti-flail snap system keeps everything in place at speed

PART #	DESCRIPTION
3517-0414	Dark oak waxed cotton

PART #	DESCRIPTION
3517-0435	Black Cordura® nylon



3501-1240



3501-1345

SADDLEBAG

- Wet-waxed UV-treated cotton canvas or black Cordura® nylon construction with leather paneling for support
- Leather will age and show character over time to give the bag a true vintage look
- Metal and polyurethane internal bag frame keeps the bag's shape, even when empty
- Rolltop closure with snap/hook-and-loop sealing system keeps out the wind and the elements
- Speed buckles and zippers and metal Burly-embossed button snaps
- Included shoulder strap for messenger bag use

PART #	DESCRIPTION
3501-1240	Dark oak cotton canvas

- Quick-release pin-lock bracket system allows the saddlebag to be easily mounted/removed from the bike (model-specific saddlebag mount brackets sold separately)
- Dark oak or black finish
- Dimensions: 29 cm W x 32 cm T x 13 cm D (11,5" x 12,5" x 5")
- Sold each

PART #	DESCRIPTION
3501-1345	Black Cordura® nylon

All part numbers in **BLUE** are new for 2023.

BURLY BRAND
MOTORCYCLE ACCESSORIES



3502-0260



3502-0261



3502-0309



3502-0310

TAIL/TANK BAGS

- Dark oak bag is wet-waxed UV-treated cotton canvas construction
- Mounts to metal gas tanks using high-strength magnets
- Bag also has D-ring anchor points and tail-mounting accessory flange for securing the bag to the rear seat/tail section of the bike
- Map pouch attaches to the tank bag with magnets; pouch can be mounted by itself to a magnetic tank
- Clear map/accessory screen is an innovative stretching material design that will accommodate most smartphones, small tablets and small GPS units
- Two exterior zipper-closure storage pockets
- Large main compartment with elastic interior sides

PART #	DESCRIPTION
DARK OAK	
3502-0260	Tail/tank bag w/ map pocket
3502-0261	Map pocket only

- Bag has a pass-through port for charging cords, headphone cords, etc.
- Built-in carry handle for easy off-the-bike portability

PART #	DESCRIPTION
BLACK	
3502-0309	Tail/tank bag w/ map pocket
3502-0310	Map pocket only



3510-0085



3510-0091

TOOL ROLLS

- Wet-waxed UV-treated cotton canvas construction
- Leather securing straps and carry handle offer support and secure mounting points
- Eight-pocket system in three widths to hold multiple tools of various sizes (tools are not included)
- Catch-all zippered pocket for smaller items
- Speed buckles and zippers with metal Burly-embossed button snaps and accents
- Anti-flap snap closure system keeps the tools secure
- Adjustable quick-release mounting system works on handlebars, sissy bars or side frame mounting
- Dimensions: 27 cm W x 17 cm T (when expanded) (10,5" x 6,5")

PART #	DESCRIPTION	PART #	DESCRIPTION
3510-0085	Dark Oak	3510-0091	Black

All part numbers in **BLUE** are new for 2023.

WINDSHIELDS
& FAIRINGS

SADDLEBAGS
& LUGGAGE

SEATS &
SISSY BARS

EXHAUST

FUEL/AIR
SYSTEMS

ENGINE

TRANSMISSION,
CLUTCH LINE
& DRIVELINE

GASKETS
& SEALS

ELECTRICAL

LIGHTING
& LICENSE
PLATES

HANDLEBARS,
CONTROLS
& MIRRORS

CABLES

BRAKES &
BRAKE LINES

TANKS &
OIL FILTERS

DASHES
& GAUGES

FRAMES &
SUSPENSION

FENDERS

FOOTRESTS &
FLOORBOARDS

WHEELS
& AXLES

COVERS,
LOCKS &
GENERAL

AUDIO,
COMMUNICATION
& MOUNTS

WINDSHIELDS
& FAIRINGS

SADDLEBAGS
& LUGGAGE

SEATS &
SISSY BARS

EXHAUST

FUEL/AIR
SYSTEMS

ENGINE

TRANSMISSION,
CLUTCH LINE
& DRIVELINE

GASKETS
& SEALS

ELECTRICAL

LIGHTING
& LICENSE
PLATES

HANDLEBARS,
CONTROLS
& MIRRORS

CABLES

BRAKES &
BRAKE LINES

TANKS &
OIL FILTERS

DASHES
& GAUGES

FRAMES &
SUSPENSION

FENDERS

FOOTRESTS &
FLOORBOARDS

WHEELS
& AXLES

COVERS,
LOCKS &
GENERAL

AUDIO,
COMMUNICATION
& MOUNTS



3515-0182



3515-0183



EXFIL-80 BAGS

- Roll-top closure with hook-and-loop material and side release buckles
- PVC-backed for increased water resistance
- UV-treated 1680D ballistic polyester
- High-viz orange interior liner
- Three removable, 38 mm (1,5") mounting straps with reflective stitching
- Hook-and-loop material-mounted, removable tool pouch
- Tool compartment holds nine deep sockets and seven combination wrenches and also includes mesh pocket and flat document pocket (tools not included)
- Waterproof sleeve in zippered compartment at base of bag
- Four rows of MOLLE webbing for modular customization
- SBS zippers

- Shoulder strap included
- Holds up to eighty 355 ml (12 US fl oz.) cans
- Contents not included
- Overall dimensions when full and closed:
51 cm H x 35,5 cm W x 30,5 cm D (20" x 14" x 12")

PART #	DESCRIPTION
3515-0182	Black

PART #	DESCRIPTION
3515-0183	OD Green

All part numbers in **BLUE** are new for 2023.



EXFIL-65 BAG

- Roll-top closure with reinforced nylon quick-release buckles
- UV-treated 500D sides and 1000D bottom are PVC-coated and waterproof
- Woven reflective thread enhances nighttime visibility
- MOLLE webbing allows for modular customization and secondary gear attachment
- Universal fitment
- Can hold up to 65 355 ml (12 US fluid ounce) cans
- Closed dimensions: 56 cm H x 30,5 cm W (22" x 12")



PART #
3516-0342

DESCRIPTION
Exfil-65 bag



EXFIL-11 TANK BAG

- Bitwell's answer to the ubiquitous motorcycle tank bag
- Padded main compartment holds up to 11 355 ml (12 US fluid ounce) cans
- Attaches with magnets that are strong enough to hold the bag in any condition and at high speeds, regardless of whether the bag is loaded or empty
- Multiple attachment points if you'd like to use your own "dummy cord" or otherwise strap it to your bike

- Dimensions: 15 cm H at front and 10 cm H at rear x 28 cm L x 23 cm W at top and 18 cm W at bottom (6" H at front and 4" at rear x 11" x 9" at top and 7" at bottom)

PART #
3515-0188

DESCRIPTION
Exfil-11 bag



3516-0195



3516-0217



EXFIL-7 BAGS

- Features tough ballistic polyester material with a coated, weather-resistant PVC backing
- Double-thick exterior wall construction with internal padding for protection and durability
- Military-spec orange interior panels on main and secondary compartments for enhanced material search and recovery inside the bag
- 25 mm (1") wide nylon modified MOLLE system on perimeter panels and back for strap placement; includes four reinforced leather straps with nickel-plated buckles
- One main and two pocket compartments with YKK® nylon zippers
- Cast alloy zipper pulls with polyester knotted rope extenders for easy operation with gloves
- Antique brass drain grommets on floor panel for moisture evacuation
- 32 mm (1,25") wide cinch straps with heavy-duty nylon quick-release buckles help secure load after packing, to reduce movement and rattling

- Fully customizable for different applications and mounting locations including frame's down tubes, above the headlight, on tall and mid-sized handlebars and, of course, on both sides of sissy bars
- Main compartment dimensions: 28 cm x 14,5 cm x 12 cm (11" x 5,75" x 4,75")
- Large pocket dimensions: 25 cm x 14,5 cm w/ 20,5 cm opening (9,75" x 5,75" / 8")
- Small pocket dimensions: 14,5 cm x 11 cm w/ 11,5 cm opening (5,75" x 4,25" / 4,5")

PART #
3516-0195

DESCRIPTION
Black

PART #
3516-0217

DESCRIPTION
Green

All part numbers in **BLUE** are new for 2023.

WINDSHIELDS
& FAIRINGS

SADDLEBAGS
& LUGGAGE

SEATS &
SISSY BARS

EXHAUST

FUEL/AIR
SYSTEMS

ENGINE

TRANSMISSION,
CLUTCH LINE
& DRIVELINE

GASKETS
& SEALS

ELECTRICAL

LIGHTING
& LICENSE
PLATES

HANDLEBARS,
CONTROLS
& MIRRORS

CABLES

BRAKES &
BRAKE LINES

TANKS &
OIL FILTERS

DASHES
& GAUGES

FRAMES &
SUSPENSION

FENDERS

FOOTRESTS &
FLOORBOARDS

WHEELS
& AXLES

COVERS,
LOCKS &
GENERAL

AUDIO,
COMMUNICATION
& MOUNTS



480 SADDLEBAG KING COOLER

- Turn your saddlebag into an insulated cooler
- Liner is insulated, waterproof and custom fit saddlebags
- Ideal for hot, dusty roads, picnics or parties
- Measures 48,5 cm x 25,5 cm x 15 cm (19" x 10" x 6")
- Sold each

PART #
3511-0026

DESCRIPTION
King Cooler



SADDLEBAG LINER

- Specifically designed to fit the Indian hard saddlebags
- No need for saddlebag organizers; liners feature three storage compartments on top with zipper closures
- Constructed of heavyweight polyester fabric with a PVC internal coating
- Center compartment is made of a see-through mesh for locating items quickly
- Zippers on the outer compartments wrap around two sides for easy access
- The zipper on the main liners wraps around three sides and the lid will flip up, creating an open access for EZ loading and locating items



- Each liner has two 25 mm (1") handles that can be joined together with hook-and-loop material for easy carrying
- Measures 58,5 cm L x 19 cm W x 25,5 cm H (23" L x 7 1/2" W x 10" H)
- Sold in pairs

PART #

DESCRIPTION

3501-1646

For 14-22 Chief/Chieftain Vintage/Classic/Limited, 16-22 Dark Horse, 17-22 Springfield, 15-22 Roadmaster, 20-22 Challenger



3501-1819



3501-1814



3501-1815



RYT-THERE SHELF SETS

- Easy, no-tool adhesive-backed installation to keep your belongings protected and more accessible in your saddlebags

- Antimicrobial to resist mold and mildew
- Sold in pairs

PART #

DESCRIPTION

FOR 19-22 CHIEFTAIN, CHIEFTAIN CLASSIC, SPRINGFIELD, ROADMASTER AND ROADMASTER ELITE

3501-1817

Charcoal, flat

3501-1818

Gray, flat

3501-1819

Tan, flat

PART #

DESCRIPTION

FOR 14-22 CHIEFTAIN, CHIEFTAIN CLASSIC, SPRINGFIELD, ROADMASTER AND ROADMASTER ELITE

3501-1814

Charcoal, round

3501-1815

Gray, round

3501-1816

Tan, round

All part numbers in **BLUE** are new for 2023.



BA DETACHABLE SOLO LUGGAGE RACKS

- Come with all mounting hardware
- BA solo luggage rack is 30% larger than the standard rack
- Features a 64 mm (2,5") kick up at the rear to help secure items
- Uses Cobra's proprietary release mechanism, allowing the rack to be installed/removed in a matter of seconds
- Available in chrome or gloss black

1510-0856



1510-0857



PART #	DESCRIPTION	PART #	DESCRIPTION
FOR 15-22 SCOUT MODELS		FOR 15-22 SCOUT MODELS (CONT)	
1510-0856	Chrome	1510-0857	Black

1501-0732



1510-0858



1510-0861



BA DETACHABLE WRAP-AROUND RACKS

- Full length seats are approximately 33 cm (13") from front to back and 48,5 cm (19") wide
- Solo seats with pillions are 43 cm (17") wide
- Include docking kit (unless noted)
- Available in chrome or black

PART #	DESCRIPTION	PART #	DESCRIPTION
DETACHABLE RACKS FOR 22 CHIEF MODELS		DETACHABLE RACKS FOR 15-22 SCOUT MODELS (EXCEPT BOBBER) (CONT)	
1510-1023	Chrome	1510-0859 ¹	Black
1510-1024	Black	1510-0860 ²	Chrome
1510-1025 ⁴	Chrome	1510-0861 ²	Black
1510-1026 ⁴	Black	DETACHABLE RACKS FOR 18-22 SCOUT BOBBER	
DETACHABLE RACKS FOR 17-22 CHIEFTAIN LIMITED/CHIEFTAIN ELITE, 16-22 CHIEFTAIN DARK HORSE AND 14-22 CHIEFTAIN MODELS		1510-1029	Chrome
1501-0731 ³	Chrome	1510-1030	Black
1501-0732 ³	Black	DOCKING KITS FOR 17-22 CHIEFTAIN LIMITED/CHIEFTAIN ELITE, 16-22 CHIEFTAIN DARK HORSE AND 14-22 CHIEFTAIN MODELS	
DETACHABLE RACKS FOR 15-22 SCOUT MODELS (EXCEPT BOBBER)		1501-0725	Chrome
1510-0858 ¹	Chrome	1501-0726	Black

¹ Full-length seat.³ Docking kits sold separately.² Solo seat w/ pillion pad.⁴ Not compatible with saddlebags or OEM bushings.

1501-0729



1501-0733



1501-0734



BA DETACHABLE LUGGAGE RACKS

- Uses Cobra's proprietary release mechanism, can be installed/removed in seconds
- Uses simple plunger-type spring for installation and removal
- Must install a Cobra docking kit (sold separately)
- Measures 35,5 cm L x 44,5 cm W (14" x 17,5")

FOR 20-22 CHALLENGER/CHALLENGER DARK HORSE/CHALLENGER LIMITED/VINTAGE/VINTAGE DARK HORSE, 19-22 CHIEF DARK HORSE, 18-22 CHIEFTAIN CLASSIC/SPRINGFIELD DARK HORSE, 17-22 CHIEFTAIN LIMITED/CHIEFTAIN ELITE/ROADMASTER, 16-22 CHIEFTAIN DARK HORSE/SPRINGFIELD, 14-22 CHIEFTAIN, 18-22 ROADMASTER ELITE, 17-22 ROADMASTER CLASSIC, 14-22 CHIEF VINTAGE AND 14-22 CHIEF CLASSIC

PART #	DESCRIPTION	PART #	DESCRIPTION	PART #	DESCRIPTION
1501-0729	Chrome flip-up rack	1501-0733	Chrome flat rack	1501-0725	Chrome docking kit
1501-0730	Black flip-up rack	1501-0734	Black flat rack	1501-0726	Black docking kit

FOR 18-22 SCOUT BOBBER

PART #	DESCRIPTION	PART #	DESCRIPTION
1510-1027 ¹	Chrome	1510-1028 ¹	Black

¹ Full-length seat.All part numbers in **BLUE** are new for 2023.WINDSHIELDS
& FAIRINGSSADDLEBAGS
& LUGGAGESEATS &
SISSY BARS

EXHAUST

FUEL/AIR
SYSTEMS

ENGINE

TRANSMISSION,
CLUTCH LINE
& DRIVELINEGASKETS
& SEALS

ELECTRICAL

LIGHTING &
LICENSE
PLATESHANDLEBARS,
CONTROLS
& MIRRORS

CABLES

BRAKES &
BRAKE LINESTANKS &
OIL FILTERSDASHES
& GAUGESFRAMES &
SUSPENSION

FENDERS

FOOTRESTS &
FLOORBOARDSWHEELS
& AXLESCOVERS,
LOCKS &
GENERALAUDIO,
COMMUNICATION
& MOUNTS

WINDSHIELDS
& FAIRINGSSADDLEBAGS
& LUGGAGESEATS &
SISSY BARS

EXHAUST

FUEL/AIR
SYSTEMS

ENGINE

TRANSMISSION,
CLUTCH LINE
& DRIVELINEGASKETS
& SEALS

ELECTRICAL

LIGHTING
& LICENSE
PLATESHANDLEBARS,
CONTROLS
& MIRRORS

CABLES

BRAKES &
BRAKE LINESTANKS &
OIL FILTERSDASHES
& GAUGESFRAMES &
SUSPENSION

FENDERS

FOOTRESTS &
FLOORBOARDSWHEELS
& AXLESCOVERS,
LOCKS &
GENERALAUDIO,
COMMUNICATION
& MOUNTS

1510-0854



1510-0855

DETACHABLE LUGGAGE RACKS AND DOCKING KITS

- Same proprietary release mechanism as the backrests
- Docking kit included, can be installed or removed in a matter of seconds



PART #	DESCRIPTION
DETACHABLE LUGGAGE RACKS FOR 15-22 SCOUT MODELS	
1510-0854	Chrome

PART #	DESCRIPTION
DETACHABLE LUGGAGE RACKS FOR 15-22 SCOUT MODELS (CONT)	
1510-0855	Black



1510-0852



1510-0853

**DETACHABLE SOLO LUGGAGE RACKS**

- Laser-cut and formed steel uses stock mounting location
- Come with all mounting hardware
- Racks bolt directly to fender
- Measure 32 cm L x 14 cm W (12.5" L x 5.57" W)


PART #	DESCRIPTION
FOR 15-22 SCOUT MODELS	
1510-0852	Chrome

- Available in chrome or gloss black
- NOTE: Will not fit Bobber or Bobber Twenty models.

PART #	DESCRIPTION
FOR 15-22 SCOUT MODELS (CONT)	
1510-0853	Black



1510-0320



1510-0322

**18 CM (7") SOLO LUGGAGE RACKS**

- Bigger and beefier luggage rack that still maintains style
- Outside rails made of heavy 12,7 mm (1/2") tubing; inside rails are 9,5 mm (3/8") solid steel
- Measures approximately 35,5 cm long (14") x 18 cm wide (7")

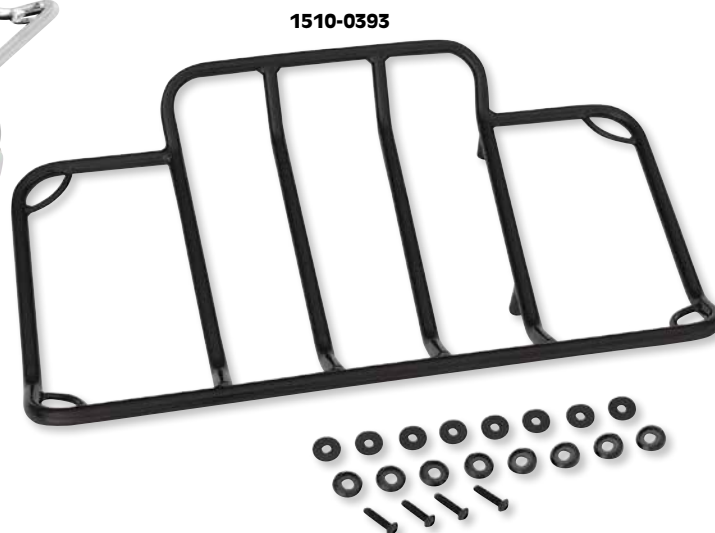
PART #	DESCRIPTION
FOR 15-22 SCOUT/SCOUT SIXTY	
1510-0320	Chrome

PART #	DESCRIPTION
FOR 15-22 SCOUT/SCOUT SIXTY (CONT)	
1510-0322	Gloss black

All part numbers in **BLUE** are new for 2023.



1510-0392



1510-0393

SHOW CHROME®

TOUR TRUNK RACKS

- Generous 51 cm x 32 cm (20" x 12½") luggage rack easily accommodates the largest luggage bags and comes with custom tapered mounting spacers which allows the rack to easily conform to the curve of the trunk
- The tapered spacers are recessed to allow the rack to rest securely into the spacers which helps spread the load over the trunk lid to alleviate stress cracking

- Rubber washers under each spacer not only protect the bike's finish, but also assures a watertight fit
- The manufacturer's trunk specs should be viewed for loading limits
- Designed specifically for the Indian trunk, its mounting legs align with the OEM mounting points making it easy to upgrade if you already have an OEM rack installed

PART #	DESCRIPTION
FOR 14-22 SPRINGFIELD/CHIEFTAIN/ROADMASTER	
1510-0392	Chrome

PART #	DESCRIPTION
FOR 14-22 SPRINGFIELD/CHIEFTAIN/ROADMASTER (CONT)	
1510-0393	Black satin



KURYAKYN®

SISSY BAR LUGGAGE RACK

- Compatible with all Kuryakyn round sissy bars for Indian models (not intended for use with other aftermarket sissy bars)
- Durable die-cast aluminum construction with premium chrome plating
- Simple bolt-on design makes install/removal a breeze
- Slotted design provides secure anchor points for luggage straps or bungee cords
- Rack measures 26 cm L x 23,5 cm W (10,15" x 9,12")



PART #	DESCRIPTION
1510-0960	Sissy bar luggage rack

KURYAKYN®

SADDLEBAG TOP TRIM

- Four-piece accent set (two pieces per saddlebag)
- Accentuates classic curves on hard saddlebags
- Chrome-plated ABS with easy, peel-and-stick installation

PART #	DESCRIPTION
3501-1125	For 14-21 Chieftain, Roadmaster and Springfield models (except Roadmaster Classic, 19-21 Chieftain, Chieftain Dark Horse, Chieftain Limited and 20 Springfield Dark Horse, Roadmaster Dark Horse/Elite)



All part numbers in **BLUE** are new for 2023.

WINDSHIELDS
& FAIRINGSSADDLEBAGS
& LUGGAGESEATS &
SISSY BARS

EXHAUST

FUEL/AIR
SYSTEMS

ENGINE

TRANSMISSION,
CLUTCH LINE
& DRIVELINEGASKETS
& SEALS

ELECTRICAL

LIGHTING
& LICENSE
PLATESHANDLEBARS,
CONTROLS
& MIRRORS

CABLES

BRAKES &
BRAKE LINESTANKS &
OIL FILTERSDASHES
& GAUGESFRAMES &
SUSPENSION

FENDERS

FOOTRESTS &
FLOORBOARDSWHEELS
& AXLESCOVERS,
LOCKS &
GENERALAUDIO,
COMMUNICATION
& MOUNTS

WINDSHIELDS
& FAIRINGSSADDLEBAGS
& LUGGAGESEATS &
SISSY BARS

EXHAUST

FUEL/AIR
SYSTEMS

ENGINE

TRANSMISSION,
CLUTCH LINE
& DRIVELINEGASKETS
& SEALS

ELECTRICAL

LIGHTING
& LICENSE
PLATESHANDLEBARS,
CONTROLS
& MIRRORS

CABLES

BRAKES &
BRAKE LINESTANKS &
OIL FILTERSDASHES
& GAUGESFRAMES &
SUSPENSION

FENDERS

FOOTRESTS &
FLOORBOARDSWHEELS
& AXLESCOVERS,
LOCKS &
GENERALAUDIO,
COMMUNICATION
& MOUNTS**TRUNK RELOCATION BRACKETS**

- Moves trunk back 51 mm (2")
- Chrome-plated
- Easy to install

PART #	DESCRIPTION
3550-0295	For 15-22 Roadmaster

**QUICK-DETACH RECEIVER KIT**

- Strong steel construction
- Chrome-plated finish
- Quick-detach design allows for easy removal of quick-detach rack (PART #3930-0015, sold separately) when not in use

PART #	DESCRIPTION
3930-0017	For 14-22 Indian Bagger/Touring models

0822-0358**PASSENGER ARMRESTS**

- Pivot out horizontally to allow access to the passenger seat without inhibiting access to the trunk
- Water-resistant and feature two-inch thick padding
- Adjustable tension knobs and magnets hold arms in place while in use

PART #	DESCRIPTION
FOR 15-22 ROADMASTER	
0822-0358	Black

0822-0359

- Installation uses existing bolt holes, no drilling or cutting required
- Includes cup holder mounting (cup holders sold separately)

PART #	DESCRIPTION
FOR 15-22 ROADMASTER (CONT)	
0822-0359	Tan

0822-0367**SHOW CHROME®****DELUXE PASSENGER ARMRESTS**

- Mounts to the quick-release trunk bracket
- Creates a hidden mount and easily pivots for convenient passenger access

PART #	DESCRIPTION
FOR 14-21 CHIEF/CHIEFTAIN, 15-21 ROADMASTER	
0822-0367	Black

0822-0368

- Stainless steel hardware with a bright chrome finish
- Hardware included

PART #	DESCRIPTION
FOR 14-21 CHIEF/CHIEFTAIN, 15-21 ROADMASTER (CONT)	
0822-0368	Tan

All part numbers in **BLUE** are new for 2023.**dragspecialties.eu / partseurope.eu**



0810-2273




0810-2274



0810-2275



0810-2276



LOW-PROFILE TOURING SEATS WITH FORWARD-POSITIONING

- Features solar-reflective leather in the seating area and automotive-grade vinyl on the sides (unless noted); the unique finishing process reduces surface temperature by as much as 14 °C (25 °F) for a cooler seat, higher durability and longer life over conventional leather or vinyl
- 5 mm ($\frac{3}{16}$ ") ABS thermoformed seat base for a perfect fit, with a carpeted bottom and rubber bumpers to protect paint
- Seat is made narrow up front for better leg clearance to ground contact

- Features a 12,5 cm (5") tall driver support
- Seat moves the rider forward 25 mm (1") and 13 mm ($\frac{1}{2}$ ") lower compared to the factory seat
- Seat is 51 mm (2") further forward compared to stock seat
- Includes all mounting hardware

PART

DESCRIPTION

FOR 14-21 CHIEF/CHIEFTAIN, CHIEFTAIN VINTAGE/CLASSIC/LIMITED, 16-21 DARK HORSE, 17-21 SPRINGFIELD, 15-21 ROADMASTER

81 CM L OVERALL (37,5 CM L X 37,5 CM W FRONT) (38 CM L X 28 CM W REAR), 12,5 CM RISE; 32" L OVERALL (14 $\frac{3}{4}$ " L X 14 $\frac{3}{4}$ " W FRONT) (15" L X 11" W REAR), 5" RISE

0810-2273¹

Double diamond, black thread, vinyl

0810-2274

Double diamond, black thread

0810-2275

Double diamond, silver thread

0810-2276

Double diamond, red thread

¹ Not solar-reflective leather.

All part numbers in **BLUE** are new for 2023.

WINDSHIELDS
& FAIRINGS

SADDLEBAGS
& LUGGAGE

SEATS &
SISSY BARS

EXHAUST

FUEL/AIR
SYSTEMS

ENGINE

TRANSMISSION,
CLUTCH LINE
& DRIVELINE

GASKETS
& SEALS

ELECTRICAL

LIGHTING
& LICENSE
PLATES

HANDLEBARS,
CONTROLS
& MIRRORS

CABLES

BRAKES &
BRAKE LINES

TANKS &
OIL FILTERS

DASHES
& GAUGES

FRAMES &
SUSPENSION

FENDERS

FOOTRESTS &
FLOORBOARDS

WHEELS
& AXLES

COVERS,
LOCKS &
GENERAL

AUDIO,
COMMUNICATION
& MOUNTS



0810-2258




0810-2258



0810-2259



0810-2260



0810-2261



LOW-PROFILE TOURING SEATS

- Features solar-reflective leather in the seating area and automotive-grade vinyl on the sides (unless noted); the unique finishing process reduces surface temperature by as much as 14 °C (25 °F) for a cooler seat, higher durability and longer life over conventional leather or vinyl
- Molded polyurethane foam for maximum comfort and styling
- 5 mm ($\frac{3}{16}$ ") ABS thermoformed seat base for a perfect fit, with a carpeted bottom and rubber bumpers to protect paint
- Features a 14 cm ($5\frac{1}{2}$ ") tall driver support
- Seat geometry places rider 51 mm (2") further back than the Drag Specialties Low Profile Touring forward seat and up to 13 mm ($\frac{1}{2}$ ") lower than stock seat
- Seat is made narrow up front for better leg clearance to ground contact
- Includes all mounting hardware

PART

FOR 14-21 CHIEF/CHIEFTAIN/CHIEFTAIN VINTAGE/CLASSIC/LIMITED, 16-21 CHIEF DARK HORSE, 17-21 SPRINGFIELD, 15-21 ROADMASTER MODELS
81 CM L OVERALL (43 CM L X 37,5 CM W FRONT) (33 CM L X 28 CM W REAR) 32" L OVERALL (17" L X 14 $\frac{3}{4}$ " W FRONT) (13" L X 11" W REAR)

0810-2258¹

0810-2259

0810-2260

0810-2261

DESCRIPTION

Double diamond, black thread
Double diamond, black thread
Double diamond, silver thread
Double diamond, red thread

¹ Not solar-reflective leather.

All part numbers in **BLUE** are new for 2023.



0810-2270



0810-2271

PREDATOR III FORWARD POSITIONING SEATS

- High-quality automotive-grade vinyl
- Molded polyurethane foam for maximum comfort and styling
- 5 mm ($\frac{3}{16}$ ") ABS thermoformed seat base for a perfect fit, with a carpeted bottom and rubber bumpers to protect paint
- Features a 16,5 cm (6 $\frac{1}{2}$ ") tall driver support
- Seat is made narrow up front for better leg clearance
- Seat moves the rider forward 25 mm (1") and 13 mm ($\frac{1}{2}$ ") lower compared to the factory seat
- Seat geometry is 51 mm (2") further forward than the Drag Specialties Predator III standard seat
- Includes all mounting hardware



0810-2272

PART

DESCRIPTION

FOR 14-21 CHIEF/CHIEFTAIN, CHIEFTAIN VINTAGE/CLASSIC/LIMITED, 16-21 DARK HORSE, 17-21 SPRINGFIELD, 15-21 ROADMASTER

81 CM L OVERALL (37,5 CM L X 32 CM W FRONT) (30,5 CM L X 18 CM W REAR); 32" L OVERALL (14 $\frac{3}{4}$ " L X 12 $\frac{1}{2}$ " W FRONT) (12" L X 7 $\frac{1}{4}$ " W REAR) 6 $\frac{1}{2}$ " RISE

0810-2270

Double diamond, black thread

0810-2271

Double diamond, silver thread

0810-2272

Double diamond, red thread



0810-2262



0810-2264



0810-2118



0810-2120

PREDATOR III SEATS

- Automotive-grade vinyl cover
- Features a 15 cm (6") tall driver support
- Molded polyurethane foam for maximum comfort and styling
- 5 mm ($\frac{3}{16}$ ") ABS thermoformed seat base for a perfect fit, with a carpeted bottom and rubber bumpers to protect paint
- Includes all mounting hardware

PART

DESCRIPTION

FOR 14-21 CHIEF/CHIEFTAIN, CHIEFTAIN VINTAGE/CLASSIC/LIMITED, 16-21 DARK HORSE, 17-21 SPRINGFIELD, 15-21 ROADMASTER

81 CM L OVERALL (42,5 CM L X 32 CM W FRONT) (28 CM L X 18 CM W REAR); 32" L OVERALL (16 $\frac{3}{4}$ " L X 12 $\frac{1}{2}$ " W FRONT) (11" L X 7 $\frac{1}{4}$ " W REAR) 6" RISE

0810-2262

Double diamond, black thread

0810-2263

Double diamond, silver thread

0810-2264

Double diamond, red thread

PART

DESCRIPTION

FOR 15-21 SCOUT/SCOUT SIXTY (EXCEPT SCOUT BOBBY)

73,5 CM L OVERALL (30 CM L X 32 CM W FRONT) (29 CM L X 17 CM W REAR) (29" L OVERALL (11 $\frac{3}{4}$ " L X 12 $\frac{1}{2}$ " W FRONT) (11 $\frac{1}{2}$ " L X 6 $\frac{3}{4}$ " W REAR))

0810-2118

Smooth

0810-2119

Double diamond, black thread

0810-2120

Double diamond, silver thread

0810-2121

Classic stitch

All part numbers in **BLUE** are new for 2023.

WINDSHIELDS
& FAIRINGS

SADDLEBAGS
& LUGGAGE

SEATS &
SISSY BARS

EXHAUST

FUEL/AIR
SYSTEMS

ENGINE

TRANSMISSION,
CLUTCH LINE
& DRIVELINE

GASKETS
& SEALS

ELECTRICAL

LIGHTING
& LICENSE
PLATES

HANDLEBARS,
CONTROLS
& MIRRORS

CABLES

BRAKES &
BRAKE LINES

TANKS &
OIL FILTERS

DASHES
& GAUGES

FRAMES &
SUSPENSION

FENDERS

FOOTRESTS &
FLOORBOARDS

WHEELS
& AXLES

COVERS,
LOCKS &
GENERAL

AUDIO,
COMMUNICATION
& MOUNTS

WINDSHIELDS
& FAIRINGSSADDLEBAGS
& LUGGAGESEATS &
SISSY BARS

EXHAUST

FUEL/AIR
SYSTEMS

ENGINE

TRANSMISSION,
CLUTCH LINE
& DRIVELINEGASKETS
& SEALS

ELECTRICAL

LIGHTING
& LICENSE
PLATESHANDLEBARS,
CONTROLS
& MIRRORS

CABLES

BRAKES &
BRAKE LINESTANKS &
OIL FILTERSDASHES
& GAUGESFRAMES &
SUSPENSION

FENDERS

FOOTRESTS &
FLOORBOARDSWHEELS
& AXLESCOVERS,
LOCKS &
GENERALAUDIO,
COMMUNICATION
& MOUNTS
DRAG
specialties
seats


0810-2265



0810-2266



0810-2267



0810-2268



0810-2269

SOLO SEATS

- High-quality automotive-grade vinyl cover
- Molded polyurethane foam for maximum comfort and styling
- 5 mm ($\frac{3}{16}$ ") ABS thermoformed seat base for a perfect fit, with a carpeted bottom and rubber bumpers to protect paint
- Features a 76 mm (3") tall back for support
- Seat is made narrow up front for better leg clearance to ground contact
- Seat moves the rider back 25 mm (1") and 13 mm ($\frac{1}{2}$ ") lower compared to the factory seat
- Includes all mounting hardware

FOR 14-22 CHIEF/CHIEFTAIN, CHIEFTAIN VINTAGE/CLASSIC/LIMITED, 16-22 DARK HORSE, 17-22 SPRINGFIELD, 15-22 ROADMASTER

PART #	DESCRIPTION
59,5 CM L OVERALL (43 CM L X 32,5 CM W FRONT), 76 MM (3") RISE; 23 1/2" L OVERALL (17" L X 12 3/4" W FRONT), 3" RISE	
0810-2265	Smooth, vinyl
0810-2266	Linear stitch, vinyl
0810-2267	Double diamond, black thread

PART #	DESCRIPTION
59,5 CM L OVERALL (43 CM L X 32,5 CM W FRONT), 76 MM (3") RISE; 23 1/2" L OVERALL (17" L X 12 3/4" W FRONT), 3" RISE (CONT)	
0810-2268	Double diamond, silver thread
0810-2269	Double diamond, red thread

All part numbers in **BLUE** are new for 2023.

dragspecialties.eu / partseurope.eu



0810-2256



0810-2257

BOBBER-STYLE FRONT AND REAR SOLO SEATS

- Looks like a vintage spring solo seat, but is rigid-mounted
- High-quality automotive-grade vinyl
- Molded polyurethane foam for maximum comfort and styling
- 5 mm ($\frac{3}{16}$ ") ABS thermoformed seat base for a perfect fit, with a carpeted bottom and rubber bumpers to protect paint
- Front solo seats can be used with or without a rear solo seat
- Rear seat PART #0810-1993 features solar-reflective leather in the seating area and automotive-grade vinyl on the sides (unless noted); the unique finishing process reduces surface temperature by as much as 14 °C (25 °F) for a cooler seat, higher durability and longer life over conventional leather or vinyl
- Rear solo seats will work with OEM front solo seats, sold separately
- All will work with the OEM driver backrest bar
- Includes all mounting hardware

PART #	DESCRIPTION
FOR 18-21 SCOUT BOBBER	
FRONT SOLO SEATS 38 CM L OVERALL X 25 CM L X 32,5 CM W (15" L OVERALL X 10" L X 12$\frac{5}{4}$" W)	
0810-2256	Smooth
0810-2257	Diamond stitch



0810-1993

PART #	DESCRIPTION
FOR 15-21 SCOUT, SCOUT SIXTY (EXCEPT SCOUT BOBBER)	
REAR SOLO SEATS 30 CM L X 19 CM W (11$\frac{3}{4}$" L X 7$\frac{1}{2}$" W)	
0810-1993 ¹	Smooth


¹ Solar-reflective leather.



0810-2254



0810-2255



$\frac{3}{4}$ SOLO SEATS

- Gives the bike a cafe-racer style look
- Has a 15 cm (6") rise at the back of the seat for added support
- Features solar-reflective leather in the seating area and automotive-grade vinyl on the sides (unless noted); patented process reduces surface temperature by as much as 14 °C (25 °F) for a cooler seat, higher durability and longer life over conventional leather or vinyl
- Molded polyurethane foam for maximum comfort and styling

FOR 18-21 SCOUT BOBBER	
PART #	DESCRIPTION
$\frac{3}{4}$ SOLO SEAT ; 56 CM L OVERALL (28 CM L X 28,5 CM W FRONT) (23 CM L X 12,5 CM W REAR); 22" L OVERALL (11" L X 11$\frac{1}{4}$" W FRONT) (9" L X 5" W REAR)	
0810-2254	Smooth

- 5 mm ($\frac{3}{16}$ ") ABS thermoformed seat base for a perfect fit, with a carpeted bottom and rubber bumpers to protect paint
- Extended-reach seat is approximately 25 mm (1") taller than standard seat height; positions the rider approximately 38 mm (1 $\frac{1}{2}$ ") back from the stock seating position
- Mount just like the OEM seat; no additional hardware needed
- Includes all mounting hardware

PART #	DESCRIPTION
$\frac{3}{4}$ SOLO SEAT ; 56 CM L OVERALL (28 CM L X 28,5 CM W FRONT) (23 CM L X 12,5 CM W REAR); 22" L OVERALL (11" L X 11$\frac{1}{4}$" W FRONT) (9" L X 5" W REAR) (CONT)	
0810-2255	Diamond stitch

All part numbers in **BLUE** are new for 2023.

WINDSHIELDS & FAIRINGS

SADDLEBAGS & LUGGAGE

SEATS & SISSY BARS

EXHAUST

FUEL/AIR SYSTEMS

ENGINE

TRANSMISSION, CLUTCH LINE & DRIVELINE

GASKETS & SEALS

ELECTRICAL

LIGHTING & LICENSE PLATES

HANDLEBARS, CONTROLS & MIRRORS

CABLES

BRAKES & BRAKE LINES

TANKS & OIL FILTERS

DASHES & GAUGES

FRAMES & SUSPENSION

FENDERS

FOOTRESTS & FLOORBOARDS

WHEELS & AXLES

COVERS, LOCKS & GENERAL

AUDIO, COMMUNICATION & MOUNTS

WINDSHIELDS
& FAIRINGSSADDLEBAGS
& LUGGAGESEATS &
SISSY BARS

EXHAUST

FUEL/AIR
SYSTEMS

ENGINE

TRANSMISSION,
CLUTCH LINE
& DRIVELINEGASKETS
& SEALS

ELECTRICAL

LIGHTING
& LICENSE
PLATESHANDLEBARS,
CONTROLS
& MIRRORS

CABLES

BRAKES &
BRAKE LINESTANKS &
OIL FILTERSDASHES
& GAUGESFRAMES &
SUSPENSION

FENDERS

FOOTRESTS &
FLOORBOARDSWHEELS
& AXLESCOVERS,
LOCKS &
GENERALAUDIO,
COMMUNICATION
& MOUNTS


SADDLEMEN™

PERFORMANCE OUTFITTER

0810-2352

0810-2346

**ROAD SOFA™ SEATS**

- Tall lumbar support and wide driver saddle supports the back and legs for superior comfort, while the streamlined nose improves the rider's reach to the ground
- Refined split-cushion design maximizes long-range comfort by separating the seating surface from the lumbar support to reduce tailbone and back pressure

- GelCore™ in front and rear reduces tailbone pressure and increases circulation and comfort for both driver and passenger
- Available with or without driver's backrest and in heated or unheated options

FOR 20-22 CHALLENGER

PART #	DESCRIPTION	PART #	DESCRIPTION
HEATED		UNHEATED	
0810-2352	W/ driver's backrest	0810-2351	W/ driver's backrest
0810-2353	W/o driver's backrest	0810-2350	W/o driver's backrest

FOR 14-22 CHIEF/CHIEFTAIN/ROADMASTER/SPRINGFIELD

PART #	DESCRIPTION	PART #	DESCRIPTION	PART #	DESCRIPTION
HEATED		UNHEATED		BACKREST PAD	
0810-2348	W/ driver's backrest	0810-2347	W/ driver's backrest	0822-0506	Passenger backrest/trunk pad
0810-2349	W/o driver's backrest	0810-2346	W/o driver's backrest		



SADDLEMEN™

PERFORMANCE OUTFITTER

0810-2186

0810-2241

0822-0424

**ROADSOFA™ CF SEATS**

- Constructed from contrasting carbon fiber weave and SaddleHyde™
- GelCore™ in front and rear reduces tailbone pressure and increases circulation and comfort for both driver and passenger
- Tall lumbar support and wide driver saddle support the back and legs for superior comfort, while the streamlined nose improves the rider's reach to the ground

- Available with or without driver's backrest
- Matching passenger backrest/trunk pad (sold separately) completes the custom look

FOR 20-22 CHALLENGER

PART #	DESCRIPTION	PART #	DESCRIPTION
HEATED		UNHEATED	
0810-2184	W/o driver's backrest	0810-2183	W/o driver's backrest
0810-2186	W/ driver's backrest	0810-2185	W/ driver's backrest

FOR 14-22 CHIEF/CHIEFTAIN/ROADMASTER/DARK HORSE/SPRINGFIELD

PART #	DESCRIPTION	PART #	DESCRIPTION	PART #	DESCRIPTION
HEATED		UNHEATED		BACKREST PAD	
0810-2242	W/o driver's backrest	0810-2241	W/o driver's backrest	0822-0424	Passenger backrest/trunk pad
0810-2244	W/ driver's backrest	0810-2243	W/ driver's backrest		

All part numbers in **BLUE** are new for 2023.**dragspecialties.eu / partseurope.eu**

WINDSHIELDS
& FAIRINGSSADDLEBAGS
& LUGGAGESEATS &
SISSY BARS

EXHAUST

FUEL/AIR
SYSTEMS

ENGINE

TRANSMISSION,
CLUTCH LINE
& DRIVELINEGASKETS
& SEALS

ELECTRICAL

LIGHTING
& LICENSE
PLATESHANDLEBARS,
CONTROLS
& MIRRORS

CABLES

BRAKES &
BRAKE LINESTANKS &
OIL FILTERSDASHES
& GAUGESFRAMES &
SUSPENSION

FENDERS

FOOTRESTS &
FLOORBOARDSWHEELS
& AXLESCOVERS,
LOCKS &
GENERALAUDIO,
COMMUNICATION
& MOUNTS**ROADSOFA™ LS SEATS**

- Tall lumbar support and wide driver saddle support the back and legs for superior comfort, while the streamlined nose improves the rider's reach to the ground
- Refined split-cushion design maximizes long-range comfort by separating the seating surface from the lumbar support to reduce tailbone and back pressure
- GelCore™ in front and rear reduces tailbone pressure and increases circulation and comfort for both driver and passenger
- Ventilated soft leather upholstery provides a luxurious look and ride

- Made with perforated leather inserts and weatherproof, no-maintenance-required SaddleHyde™
- Includes a fitted rain cover specially designed to protect seat from water and dirt
- Matching passenger backrest/trunk pad (sold separately) completes the custom look
- Available with or without driver's backrest

FOR 20-22 CHALLENGER

PART #	DESCRIPTION	PART #	DESCRIPTION
HEATED		UNHEATED	
0810-2180	W/o driver's backrest	0810-2179	W/o driver's backrest
0810-2182	W/ driver's backrest	0810-2181	W/ driver's backrest

FOR 14-22 CHIEF/CHIEFTAIN/ROADMASTER/DARK HORSE/SPRINGFIELD

PART #	DESCRIPTION	PART #	DESCRIPTION	PART #	DESCRIPTION
HEATED		UNHEATED		BACKREST PAD	
0810-2089	W/o driver's backrest	0810-2088	W/o driver's backrest	0822-0381	Passenger backrest/trunk pad
0810-2091	W/ driver's backrest	0810-2090	W/ driver's backrest		

**ROADSOFA™ PT SEATS**

- Tall lumbar support and wide driver saddle support the back and legs for superior comfort, while the streamlined nose improves the rider's reach to the ground
- Refined split-cushion design maximizes long-range comfort by separating the seating surface from the lumbar support to reduce tailbone and back pressure
- GelCore™ in front and rear reduces tailbone pressure and increases circulation and comfort for both driver and passenger
- Genuine pillow-top styling provides a luxurious look and ride

- Made with pillow-top inserts and weatherproof, no-maintenance-required SaddleHyde™
- Includes a fitted rain cover specially designed to protect seat from water and dirt
- Matching passenger backrest/trunk pad (sold separately) completes the custom look
- Available with or without driver's backrest

FOR 20-22 CHALLENGER

PART #	DESCRIPTION	PART #	DESCRIPTION
HEATED		UNHEATED	
0810-2188	W/o driver's backrest	0810-2187	W/o driver's backrest
0810-2190	W/ driver's backrest	0810-2189	W/ driver's backrest

FOR 14-22 CHIEF/CHIEFTAIN/ROADMASTER/DARK HORSE/SPRINGFIELD

PART #	DESCRIPTION	PART #	DESCRIPTION	PART #	DESCRIPTION
HEATED		UNHEATED		BACKREST PAD	
0810-2093	W/o driver's backrest	0810-2092	W/o driver's backrest	0822-0382	Passenger backrest/trunk pad
0810-2095	W/ driver's backrest	0810-2094	W/ driver's backrest		

All part numbers in **BLUE** are new for 2023.

WINDSHIELDS
& FAIRINGSSADDLEBAGS
& LUGGAGESEATS &
SISSY BARS

EXHAUST

FUEL/AIR
SYSTEMS

ENGINE

TRANSMISSION,
CLUTCH LINE
& DRIVELINEGASKETS
& SEALS

ELECTRICAL

LIGHTING
& LICENSE
PLATESHANDLEBARS,
CONTROLS
& MIRRORS

CABLES

BRAKES &
BRAKE LINESTANKS &
OIL FILTERSDASHES
& GAUGESFRAMES &
SUSPENSION

FENDERS

FOOTRESTS &
FLOORBOARDSWHEELS
& AXLESCOVERS,
LOCKS &
GENERALAUDIO,
COMMUNICATION
& MOUNTS


SADDLEMEN™

PERFORMANCE OUTFITTER
**SLIM LS SEAT**

- Lattice stitch (LS) seat infuses old-school lattice stitch retro styling with a modern twist
- Refined split-cushion design separates seating surface from lumbar support to reduce tailbone and back pressure for maximum long-range comfort
- Tall lumbar support and wide driver saddle support back and legs for superior comfort; streamlined nose improves reach to ground
- GelCore™ technology in both driver and passenger areas reduces tailbone pressure and increases circulation and comfort

- Perforated leather inserts and SaddleHyde™ cover
- Fitted, protective rain cover included
- Available in black

PART #**0810-2191****DESCRIPTION**

For 20-21 Challenger

**SLIM RP SEAT**

- Old-school Roll & Pleat style SaddleHyde™ cover
- Refined split-cushion design separates seating surface from lumbar support to reduce tailbone and back pressure for maximum long-range comfort
- Tall lumbar support and wide driver saddle support back and legs for superior comfort; streamlined nose improves reach to ground
- GelCore™ technology in both driver and passenger areas reduces tailbone pressure and increases circulation and comfort
- Available in black

PART #**0810-2192****DESCRIPTION**

For 20-21 Challenger

**PRO SERIES BRIAN KLOCK SLIM SEAT**

- Black SaddleHyde™ cover with black stitching
- Driver's portion measures 48,5 cm L x 37,5 cm W x 18 cm H (19" x 14,75" x 7")
- Passenger's portion measures 33 cm L x 21,5 cm W (13" x 8,5")

PART #**0810-2193****DESCRIPTION**

For 14-21 Chief Classic/Vintage/Dark Horse, Chieftain Classic/Limited, Roadmaster Classic/Dark Horse, Springfield/Dark Horse

All part numbers in **BLUE** are new for 2023.**dragspecialties.eu / partseurope.eu**



GEL CHANNEL TRACK-CF SPORT BIKE SEAT

- The best looking, most unique custom seat you can buy, with lines and materials designed to match specific bikes
- Performance oriented—the seats match the characteristics of the bikes they're made for
- More comfortable than any stock seat on the market
- Fine-grain SaddleHyde™ vinyl construction
- High-tech, carbon fiber-look cover with center channel strip and rear seat cover
- Designed specifically for the rider who needs a seat that can do everything—canyon carving, track days or commuting
- Features Gel Channel™ technology that incorporates a split piece of GelCore™ and a channel in the base foam to relieve pressure on the perineal area for all-day riding comfort

PART

0810-2203

FITS MODEL

For 19-22 FTR1200



- Special seat cover materials allow for easy movement when riding aggressively
- Matches the height of the original seat and incorporates a specially shaped nose that helps rider's feet better touch the ground at stops
- Bolts directly to bike like stock seat



TRACK LS SEAT

- The Track LS model is a result of Saddlemen's devotion to creating better looking, better fitting and more comfortable seats
- The seat platform starts with Saddlemen's proprietary and improved GelCore™ technology, which is an advanced progressive-density formulation to create exceptional seat foundation
- Beautifully upholstered with unique, ventilated-style stitched leather cover that provides both a luxurious look and a comfortable ride
- Matches the height of the original seat and incorporates a specially shaped nose that helps rider's feet better touch the ground at stops

PART

0810-2204

DESCRIPTION

For 19-22 FTR1200



- Custom-fitted rain cover included to protect the seat from water and dirt
- Bolts directly to bike like stock seat



GP-V1 SPORT BIKE SEAT

- The sleekest and most functional race seat on the market
- High-quality, durable construction with an interior of progressive-density foam and GelCore™
- Carbon fiber seating area features gripper on the seat sides to maintain the best control of the motorcycle
- Matches the height of the original seat and incorporates a specially shaped nose that helps rider's feet better touch the ground at stops
- GelCore comfort comes standard with all GP-V1 seats to provide the most comfort in any seat
- Bolts directly to bike like stock seat

PART

0810-2202

DESCRIPTION

For 19-20 FTR1200



All part numbers in **BLUE** are new for 2023.

WINDSHIELDS
& FAIRINGS

SADDLEBAGS
& LUGGAGE

SEATS &
SISSY BARS

EXHAUST

FUEL/AIR
SYSTEMS

ENGINE

TRANSMISSION,
CLUTCH LINE
& DRIVELINE

GASKETS
& SEALS

ELECTRICAL

LIGHTING
& LICENSE
PLATES

HANDLEBARS,
CONTROLS
& MIRRORS

CABLES

BRAKES &
BRAKE LINES

TANKS &
OIL FILTERS

DASHES
& GAUGES

FRAMES &
SUSPENSION

FENDERS

FOOTRESTS &
FLOORBOARDS

WHEELS
& AXLES

COVERS,
LOCKS &
GENERAL

AUDIO,
COMMUNICATION
& MOUNTS



0810-2171



0810-2175



0810-2140



0810-2317



0810-2159



STEP-UP SEATS

- Saddlemen has collaborated with top freestyle performers to create the new T-sport-inspired step-up lattice stitch (LS) or tuck-n'-roll (TR) seats
- LS seats infuse old-school lattice stitch retro styling with a modern twist
- TR seats feature true tuck-n'-roll styling
- High lumbar keeps the rider locked into the seat
- Features Saddlemen's Ultra-Foam, which is formulated to provide a perfect balance of rigidity and user compliance with integrated GelCore™ technology

- Whisper-grain SaddleHyde™ covers
- Installs easily with all necessary mounting hardware and instructions included

FOR 20-22 CHALLENGER

PART #	DESCRIPTION	PART #	DESCRIPTION
BLACK		BROWN	
0810-2171	Full LS	0810-2172	Full LS
0810-2174	Front LS	0810-2175	Front LS
0810-2176	Rear LS	0810-2177	Rear LS
0810-2173	Front TR	0810-2206	Front TR, rear LS
0810-2205	Front TR, rear LS		

FOR 18-22 SCOUT BOBBER

PART #	DESCRIPTION	PART #	DESCRIPTION
BLACK		BROWN	
0810-2135	Full LS	0810-2136	Full LS
0810-2138	Front LS	0810-2139	Front LS
0810-2140	Rear LS	0810-2141	Rear LS
0810-2137	TR	0810-2168	Front TR, rear LS
0810-2167	Front TR, rear LS		

FOR 22 CHIEF/CHIEF DARK HORSE

PART #	DESCRIPTION	PART #	DESCRIPTION
BLACK		BROWN	
0810-2314	Full LS	0810-2315	Full LS
0810-2309	Front LS	0810-2310	Front LS
0810-2311	Rear LS	0810-2312	Rear LS
0810-2308	Front TR	0810-2317	Front TR, rear LS
0810-2316	Front TR, rear LS		

FOR 14-21 CHIEF/CHIEFTAIN/ROADMASTER/DARK HORSE/SPRINGFIELD

PART #	DESCRIPTION	PART #	DESCRIPTION
BLACK		BROWN	
0810-2157	Full LS	0810-2158	Full LS
0810-2160	Front LS	0810-2161	Front LS
0810-2162	Rear LS	0810-2163	Rear LS
0810-2159	TR	0810-2208	Front TR, rear LS
0810-2207	Front TR, rear LS		

All part numbers in **BLUE** are new for 2023.

SADDLEMEN™
PERFORMANCE OUTFITTER



GRIPPER STEP-UP SEATS

- Blend rider and passenger comfort with the ergonomics required to keep the rider locked in place and in control of the bike
- Combines a GelCore™ interior with Ultra-Foam to create a perfect balance of rigidity and user compliance
- The Ultra-Foam's unique molding process creates an element-resistant, self-skinning process that seals the foam from water and enhances the seat's durability as well as comfort
- Gripper lumbar will stick you to the seat
- All mounting hardware and instructions are included for easy installation
- Available with a black SaddleHyde™ cover with black stitching

PART #	DESCRIPTION
0810-2313	For 22 Chief/Chief Dark Horse
0810-2156	For 14-21 Chief/Cheiftain/Roadmaster/Dark Horse/Springfield

0810-2156



PART #	DESCRIPTION
0810-2178	For 20-22 Challenger
0810-2142	For 18-22 Scout Bobber

0810-2133



0807-0214



0810-2154



0822-0399



RENEGADE LS SOLO SEATS AND PILLION PADS

- Built to streamline and complement the motorcycle while maintaining a comfortable ride
- Includes exclusive GelCore™ technology for additional comfort

- Popular lattice stitch (LS) retro styling
- Optional driver's backrest available for some models

FOR 18-22 SCOUT BOBBER

PART #	DESCRIPTION
BLACK	
0810-2132	Renegade LS solo seat
0807-0213	Pillion pad

PART #	DESCRIPTION
BROWN	
0810-2133	Renegade LS solo seat
0807-0214	Pillion pad

FOR 14-22 CHIEF/CHIEFTAIN/ROADMASTER/DARK HORSE/SPRINGFIELD

PART #	DESCRIPTION
BLACK	
0810-2154	Renegade LS solo seat
0822-0399	Optional driver's backrest

PART #	DESCRIPTION
BROWN	
0810-2155	Renegade LS solo seat
0822-0400	Optional driver's backrest

FOR 22 CHIEF/CHIEF DARK HORSE

PART #	DESCRIPTION
0810-2305	Black

PART #	DESCRIPTION
0810-2306	Brown

All part numbers in **BLUE** are new for 2023.

WINDSHIELDS & FAIRINGS

SADDLEBAGS & LUGGAGE

SEATS & SISSY BARS

EXHAUST

FUEL/AIR SYSTEMS

ENGINE

TRANSMISSION, CLUTCH LINE & DRIVELINE

GASKETS & SEALS

ELECTRICAL

LIGHTING & LICENSE PLATES

HANDLEBARS, CONTROLS & MIRRORS

CABLES

BRAKES & BRAKE LINES

TANKS & OIL FILTERS

DASHES & GAUGES

FRAMES & SUSPENSION

FENDERS

FOOTRESTS & FLOORBOARDS

WHEELS & AXLES

COVERS, LOCKS & GENERAL

AUDIO, COMMUNICATION & MOUNTS



RENEGADE SOLO SEATS AND PILLION PADS

- Low, wide and comfortable with carefully designed contours and frame-hugging profile
- Combines a GelCore™ interior and ProFoam channel design for unparalleled comfort and modern styling
- Seats and matching pillion pads available in studded or plain styles

- Available in black SaddleHyde™ with black stitching
- Optional driver's backrest available for some seats
- All necessary mounting hardware and instructions included

FOR 22 CHIEF/CHIEF DARK HORSE

PART #	DESCRIPTION
0810-2303	Studded

PART #	DESCRIPTION
--------	-------------

FOR 18-22 SCOUT BOBBER

STUDD	DESCRIPTION
0810-2130	Renegade Solo seat
0807-0211	Pillion pad

PLAIN	DESCRIPTION
0810-2131	Renegade Solo seat
0807-0212	Pillion pad

PART #	DESCRIPTION
0810-2304	Plain

PART #	DESCRIPTION
--------	-------------

FOR 14-21 CHIEF/CHIEFTAIN/ROADMASTER/DARK HORSE/SPRINGFIELD

STUDD	DESCRIPTION
0810-2150	Renegade Solo seat
0822-0399	Optional driver's backrest

PLAIN	DESCRIPTION
0810-2151	Renegade Solo seat
0822-0399	Optional driver's backrest



KNUCKLE RENEGADE SOLO SEATS

- Instantly transform your bike with this audacious new custom seat
- Deep, aggressive ribs are carefully stitched into the black SaddleHyde™ cover
- Hand-crafted GelCore™ provides comfort that is not usually present in a low-profile seat

PART #	DESCRIPTION
FOR 22 CHIEF/CHIEFTAIN	
0810-2307	Knuckle Renegade solo seat
FOR 14-21 CHIEF/CHIEFTAIN/ROADMASTER/DARK HORSE/SPRINGFIELD	
0810-2153	Knuckle Renegade solo seat
0822-0399	Optional driver's backrest



0822-0399



0810-2129



0807-0210

- Plated hardware ensures a perfect fit and simple installation
- Optional driver's backrest available for PART #0810-2153

PART #	DESCRIPTION
FOR 18-22 SCOUT BOBBER	
0810-2129	Knuckle Renegade solo seat
0807-0210	Pillion pad



DOMINATOR SOLO SEAT

- Combines GelCore™ interior, progressive-density foam and a Gel Channel™-design cover to provide riders with unparalleled comfort, control and modern style
- Seats using Saddlemen's Gel Channel (GC) technology have a center channel that relieves seating pressure on the perineal area, increasing blood flow, thus keeping the rider comfortable in the saddle for longer time
- In addition to pressure relief, the GC-style center of the seat provides an airflow passage
- The rugged carbon fiber weave and smooth vinyl cover holds up to hard use and still retains its good looks
- Using a very large gel pad for additional foam support and vibration damping, this GC-style seat offers the comfort levels normally found in larger touring seats
- Marine-grade fiberglass pans and chrome brackets make sure the seat is durable for decades of riding



0810-2152



0822-0399

- Easy to install; some seats and pillion pads include additional mounting hardware as needed
- The matching optional driver's backrest installs in seconds without using tools and can be adjusted both horizontally and vertically to the rider's back and is removable for a sleek appearance

PART #	DESCRIPTION
FOR 14-22 CHIEF/CHIEFTAIN/ROADMASTER/DARK HORSE/SPRINGFIELD	
0810-2152	Dominator solo seat
0822-0399	Optional driver's backrest

All part numbers in **BLUE** are new for 2023.



0810-2144



0822-0394



0822-0396

HEATED ONE-PIECE TOURING SEATS

- Seat features high/low dual-heating controls for driver and passenger
- Controls are hidden beneath the diamond-stitched black seat cover
- Driver and passenger seating areas both measure approximately 38 cm (15") W
- Seat also puts driver 19 mm (3/4") lower and 22 mm (7/8") further back than the stock seating position for improved comfort
- Fully adjustable driver's backrest pad is included; pad can be easily removed and folds for convenient storage

PART # DESCRIPTION

FOR 16-22 ROADMASTER

0810-2144	Diamond-stitched w/ white thread; black
0822-0394	Passenger backrest pad; diamond-stitched w/ white thread; black

- Optional passenger wrap-around armrests and backrest pad provide added comfort options on long rides
- Seat base is marine-grade fiberglass construction with proprietary comfort foam padding

PART # DESCRIPTION

FOR 16-22 ROADMASTER (CONT)

0822-0396	Passenger armrest side panels w/ white thread; black
-----------	--



0810-1631



0810-1633



0810-1635



0810-1638



0822-0221

SOLO TOURING SEATS AND PASSENGER SEATS

- Seat positions the rider 38 mm (1,5") back from stock
- Driver and passenger seats use controlled-density foam for ample support and all-day riding comfort
- Premium-quality expanded vinyl cover
- Studded style features a studded skirt with conchos and braid that extends below the edge of the seat
- Vintage style has no conchos or studs for a clean look

- Driver seat available with or without built-in backrest
- Passenger seats available with or without receiver for optional backrest, sold separately

FOR 14-22 CHIEF/CHIEFTAN/CHIEFTAN VINTAGE, 16-22 CHIEF DARK HORSE

PART #	DESCRIPTION
SOLO TOURING SEATS	
0810-1632	Studded w/ backrest; 42 cm (16,5") W
0810-1631	Studded; 42 cm (16,5") W
0810-1633	Vintage; 42 cm (16,5") W

PART #	DESCRIPTION
PASSENGER SEATS	
0810-1635	Studded; 33 cm (13") W
0810-1638	Vintage; 33 cm (13") W

PART #	DESCRIPTION
PASSENGER BACKRESTS	
0822-0221	Studded
0822-0218	Vintage

All part numbers in **BLUE** are new for 2023.

WINDSHIELDS & FAIRINGS

SADDLEBAGS & LUGGAGE

SEATS & SISSY BARS

EXHAUST

FUEL/AIR SYSTEMS

ENGINE

TRANSMISSION, CLUTCH LINE & DRIVELINE

GASKETS & SEALS

ELECTRICAL

LIGHTING & LICENSE PLATES

HANDLEBARS, CONTROLS & MIRRORS

CABLES

BRAKES & BRAKE LINES

TANKS & OIL FILTERS

DASHES & GAUGES

FRAMES & SUSPENSION

FENDERS

FOOTRESTS & FLOORBOARDS

WHEELS & AXLES

COVERS, LOCKS & GENERAL

AUDIO, COMMUNICATION & MOUNTS



0810-2018



0810-2016

SHOPE SIGNATURE SERIES TRIPPER SEATS

- Designed exclusively by John Shope of Dirty Bird Concepts®
- Features double-stitched, high-quality expanded vinyl
- Perforated design with diamond-stitched center panel

PART #	FRONT WIDTH
FOR 14-21 CHIEF/CHIEFTAIN	
0810-2018	Diamond; 28 cm (11") W front, 15 cm (6") W rear

PART #	FRONT WIDTH
FOR 15-21 SCOUT/SCOUT SIXTY	
0810-2016	Diamond; 21,5 cm (8,5") W front, 12,5 cm (5") W rear



0810-2017



0810-2015

SHOPE SIGNATURE SERIES CAFE SEATS

- Designed exclusively by John Shope of Dirty Bird Concepts®
- Features double-stitched, high-quality expanded vinyl
- Perforated design in choice of Tuck and Roll-stitched center panel or diamond-stitched center panel

PART #	DESCRIPTION
FOR 14-21 CHIEF/CHIEFTAIN	
0810-2017	Diamond; 29 cm (11,5") W

PART #	DESCRIPTION
FOR 15-21 SCOUT/SCOUT SIXTY	
0810-2015	Tuck and roll; 23 cm (9") W



0810-2066

JARED MEES SIGNATURE SEATS

- Low-profile seat with raised tail section for lumbar support
- High-quality, expanded black vinyl cover
- Marine-grade fiberglass baseplate
- Places rider slightly lower and further back from stock position
- Carbon fiber Tuck-and-Roll inlay with gunmetal stitching on edges and Mees embroidered logo
- Seat measures 25,5 cm (10") W; Fastback seat has 12,5 cm (5") W passenger area

PART #	DESCRIPTION
FOR 15-22 SCOUT/SCOUT SIXTY	
0810-2066	Solo seat

All part numbers in **BLUE** are new for 2023.



RUNAROUND™ SOLO SEATS

- Provides quality comfort and distinctive styling
- Features a precisely molded proprietary foam that contours to the shapes and angles needed for optimal cruising comfort
- Engineered low, seat measures 24 cm (9,5") W
- Constructed of marine-grade fiberglass for a secure install and long-term durability

NOTE: Not intended for use with a passenger seat.

PART #	DESCRIPTION
FOR 15-22 SCOUT/SCOUT SIXTY	
0810-1839	Black



0810-1836



0810-1835

VINTAGE SOLO SEATS

- Provides quality comfort and vintage design
- Features a precisely molded proprietary foam that contours to the shapes and angles needed for optimal cruising comfort
- 33 cm (13") W driver and 21,5 cm (8,5") W passenger solo seat provides ample room for comfort without compromising the look of the bike
- Constructed of marine-grade fiberglass for a secure install and long-term durability
- Available in black vinyl, with or without nickel-plated studs



0810-1845

FOR 15-22 SCOUT/SCOUT SIXTY

PART #	DESCRIPTION	PART #	DESCRIPTION
STUDD		VINTAGE	
0810-1836	Driver, black	0810-1835	Driver, black
		0810-1845	Passenger, black

STANDARD TOURING SOLO SEATS

- Front width of 33 cm (13") is 51 mm (2") wider than stock with a contoured bucket that offers lower back support
- Increases rider comfort and positioning while enhancing bobber styling with its custom looks
- Keeps the rider at a similar reach to the controls and eliminates sliding back in the saddle
- Smooth and textured seat available in black vinyl or distressed brown with textured black vinyl

PART #	DESCRIPTION
FOR 18-22 SCOUT BOBBER	
0810-2127	Black vinyl



0810-2127



0810-2128

- Large, diamond-stitched center panel with reinforced double stitching on the side panels
- Proprietary polyurethane-based foam compound
- Lightweight and durable marine-grade fiberglass seat pan

PART #	DESCRIPTION
FOR 18-22 SCOUT BOBBER (CONT)	
0810-2128	Distressed brown w/ textured black vinyl

All part numbers in **BLUE** are new for 2023.

WINDSHIELDS
& FAIRINGSSADDLEBAGS
& LUGGAGESEATS &
SISSY BARS

EXHAUST

FUEL/AIR
SYSTEMS

ENGINE

TRANSMISSION,
CLUTCH LINE
& DRIVELINEGASKETS
& SEALS

ELECTRICAL

LIGHTING
& LICENSE
PLATESHANDLEBARS,
CONTROLS
& MIRRORS

CABLES

BRAKES &
BRAKE LINESTANKS &
OIL FILTERSDASHES
& GAUGESFRAMES &
SUSPENSION

FENDERS

FOOTRESTS &
FLOORBOARDSWHEELS
& AXLESCOVERS,
LOCKS &
GENERALAUDIO,
COMMUNICATION
& MOUNTS**SMOOTH SEAT**

- The perfect seat to match with TXT fenders
- Smooth black style

PART #[0806-0119](#)**DESCRIPTION**

For all Scout models

**0807-0219****0804-0762***CustomAccess***PASSENGER SEATS**

- Two different options for passenger seat
- Taco model measures 24 cm L x 20 cm W x 5 cm H (9,5" x 8" x 2")
- Taco model attaches with six suction cups that offer perfect grip on the rear fender and universal fitment

PART #[0807-0219](#)**DESCRIPTION**

For 15-21 Scout models

PART #[0804-0762](#)**DESCRIPTION**

Taco passenger seat

**SEAT SHELL**

- Perfect for custom seat options
- Made from 2-2,5 mm steel
- Raw finish
- Includes all screws and hardware for easy installation

PART #[0810-2302](#)**DESCRIPTION**

For Scout models

All part numbers in **BLUE** are new for 2023.



BEAT THE HEAT DYNAMAT SEAT KIT

- Reduces the heat from under your seat by 10 degrees
- Keeps your seat cooler by deflecting heat from the rear rocker cover
- Easy installation, precut material and only takes about 10 minutes

PART

0502-0550

DESCRIPTION

For 15-22 Roadmaster, 16-22 Springfield, 14-22 Chieftain/Classic/Vintage/Dark Horse



0810-1871



SEAT PAN KITS

- Great seat pan options for the Indian Scout
- Outrider seat pan kit comes with a smaller, sportier, black leather seat
- Klassic comes with a more traditional, larger, brown seat
- Kit includes everything needed to convert
- Metal pan and all brackets are black powdercoated

PART

FOR 15-22 SCOUT/SCOUT SIXTY

0810-1871

DESCRIPTION

Klassic

PART

FOR 15-22 SCOUT/SCOUT SIXTY (CONT)

0810-1872

DESCRIPTION

Outrider



0810-1872



SECURITY SEAT SCREWS

- Secures the seat to the bike with a Torx security screw
- 8 mm x 1,25 thread
- Tab cover and screw tool included
- Sold each

PART

0820-0161

DESCRIPTION

Black

PART

0820-0162

DESCRIPTION

Chrome

PART

0820-0163

DESCRIPTION

Gold



0820-0161



0820-0162



0820-0163

All part numbers in **BLUE** are new for 2023.WINDSHIELDS
& FAIRINGSSADDLEBAGS
& LUGGAGESEATS &
SISSY BARS

EXHAUST

FUEL/AIR
SYSTEMS

ENGINE

TRANSMISSION,
CLUTCH LINE
& DRIVELINEGASKETS
& SEALS

ELECTRICAL

LIGHTING
& LICENSE
PLATESHANDLEBARS,
CONTROLS
& MIRRORS

CABLES

BRAKES &
BRAKE LINESTANKS &
OIL FILTERSDASHES
& GAUGESFRAMES &
SUSPENSION

FENDERS

FOOTRESTS &
FLOORBOARDSWHEELS
& AXLESCOVERS,
LOCKS &
GENERALAUDIO,
COMMUNICATION
& MOUNTS

WINDSHIELDS
& FAIRINGSSADDLEBAGS
& LUGGAGESEATS &
SISSY BARS

EXHAUST

FUEL/AIR
SYSTEMS

ENGINE

TRANSMISSION,
CLUTCH LINE
& DRIVELINEGASKETS
& SEALS

ELECTRICAL

LIGHTING
& LICENSE
PLATESHANDLEBARS,
CONTROLS
& MIRRORS

CABLES

BRAKES &
BRAKE LINESTANKS &
OIL FILTERSDASHES
& GAUGESFRAMES &
SUSPENSION

FENDERS

FOOTRESTS &
FLOORBOARDSWHEELS
& AXLESCOVERS,
LOCKS &
GENERALAUDIO,
COMMUNICATION
& MOUNTS

0821-3281



0821-3280



0821-3279

**SADDLEMEN™**
PERFORMANCE OUTFITTER**SEAT HEATERS**

- Mounted on stretchable neoprene to maximize comfort
- Dual heating levels warm the seat quickly and keep it warm throughout the ride
- Waterproof heating elements
- Illuminated high/low power switch to easily control the heat

- Small heater dimensions: 12,5 cm W x 19 cm L (5" x 7⁵/₈")
- Medium heater dimensions: 11,5 cm - 19 cm W x 25,5 cm L (4¹/₂" - 7¹/₂" x 10")
- Large heater dimensions: 16 cm - 35,5 cm W x 29,5 cm L (6¹/₄" - 13⁷/₈" x 11⁵/₈")

PART #	DESCRIPTION	PART #	DESCRIPTION	PART #	DESCRIPTION
0821-3281	Small	0821-3280	Medium	0821-3279	Large

**KURYAKYN** **SADDLE SHIELDS**

- Beat the heat produced by the potent Thunder Stroke™ 111 powerplant
- Redirects heat from motor and headpipes away from rider to increase comfort
- A classic high-temp reflective smoke finish provides a refined, aesthetically pleasing appearance
- Made from durable polycarbonate
- Bolts directly to the rear tank mount using existing hardware
- Sold in pairs

PART #
0504-0284**DESCRIPTION**
For 14-20 Indian models (except Scout models)

1405-0197



1405-0198

**FENDER BIBS**

- Add style to your ride
- Made with waterproof black synthetic leather that will look good for years to come
- Felt-backed to protect bike's paint
- Use stock mounts and snugly fits to edge of fender without any gaps

PART #	DESCRIPTION	PART #	DESCRIPTION
FOR 14-22 CHIEF/CHIEFTAIN/VINTAGE, 16-21 CHIEF DARK HORSE		FOR 14-22 CHIEF/CHIEFTAIN/VINTAGE, 16-21 CHIEF DARK HORSE (CONT)	
1405-0197	Studded	1405-0198	Vintage

All part numbers in **BLUE** are new for 2023.**dragspecialties.eu / partseurope.eu**

DRAG
Specialties
seats


0822-0133



0822-0154



0822-0460



EZ GLIDE II™ BACKRESTS

- Features solar-reflective leather on contact area; pouch and pad sides are high-quality automotive-grade vinyl
- Driver and passenger backrest capabilities
- Fits in seats' internal EZ Glide II system that features no metal-to-metal contact with the backrest detent bars; bars are securely suspended in place using synthetic composites that virtually eliminate corrosion and wear
- Features a detent bar with multiple detents on lower portion for adjustability up and down within the seat
- Chrome-plated hardware that allows up to 51 mm (2") of forward-rearward adjustment

THE CONVERTIBLE EZ GLIDE II™ BACKREST WITH BUILT-IN RAIN COVER

- Features solar-reflective leather on contact area; pouch and pad sides are high-quality automotive-grade vinyl
- "The Convertible" EZ Glide II backrest includes a built-in rain cover that pulls out of the pouch on the backside of the pad and covers the entire seat
- Rain cover is secured in the pouch by two snaps and can be removed for cleaning or to use the oversized pouch for additional storage

PART #	DESCRIPTION
EZ GLIDE II™ WITHOUT RAIN COVER	
0822-0133	Small, smooth backrest (w/o pouch, w/o rain cover) (23 cm W x 12,5 cm H) (9" W x 5" H)
0822-0154	Large, smooth backrest (w/ pouch, w/o rain cover) (25,5 cm W x 19 cm H) (10" W x 7 1/2" H)

- Rain-resistant black cover is 600 x 600 denier polyester fabric with a urethane coating and WRMR (water-resistant, mildew-resistant) finish
- All exposed hardware is polished with a chrome finish; internal base is 14-gauge steel
- Pad pivots to the angle of your back and adjusts fore and aft up to 51 mm (2")

PART #	DESCRIPTION
CONVERTIBLE EZ GLIDE II™ WITH RAIN COVER	
0822-0460	Large, smooth backrest (w/ pouch and rain cover) (25,5 cm W x 19 cm H) (10" x 7 1/2")

BACKREST PAD

- High-quality automotive-grade vinyl
- Features a smooth faux brown leather construction
- Internal baseplate is 14-gauge steel
- Bolts directly to OEM accessory backrest bar #s 2880231-156, 2880871-156 and 2880985-156
- Includes all mounting hardware

PART #	DESCRIPTION
0822-0316	For 15-21 Scout/Scout Sixty; 23 cm W x 14,5 cm H (9" W x 5 3/4" H)



All part numbers in **BLUE** are new for 2023.

WINDSHIELDS
& FAIRINGSSADDLEBAGS
& LUGGAGESEATS &
SISSY BARS

EXHAUST

FUEL/AIR
SYSTEMS

ENGINE

TRANSMISSION,
CLUTCH LINE
& DRIVELINEGASKETS
& SEALS

ELECTRICAL

LIGHTING
& LICENSE
PLATESHANDLEBARS,
CONTROLS
& MIRRORS

CABLES

BRAKES &
BRAKE LINESTANKS &
OIL FILTERSDASHES
& GAUGESFRAMES &
SUSPENSION

FENDERS

FOOTRESTS &
FLOORBOARDSWHEELS
& AXLESCOVERS,
LOCKS &
GENERALAUDIO,
COMMUNICATION
& MOUNTS

WINDSHIELDS
& FAIRINGSSADDLEBAGS
& LUGGAGESEATS &
SISSY BARS

EXHAUST

FUEL/AIR
SYSTEMS

ENGINE

TRANSMISSION,
CLUTCH LINE
& DRIVELINEGASKETS
& SEALS

ELECTRICAL

LIGHTING
& LICENSE
PLATESHANDLEBARS,
CONTROLS
& MIRRORS

CABLES

BRAKES &
BRAKE LINESTANKS &
OIL FILTERSDASHES
& GAUGESFRAMES &
SUSPENSION

FENDERS

FOOTRESTS &
FLOORBOARDSWHEELS
& AXLESCOVERS,
LOCKS &
GENERALAUDIO,
COMMUNICATION
& MOUNTS

1501-0723



1501-0724



1501-0725

DETACHABLE BACKRESTS AND DOCKING KITS

- A detachable backrest offers the best of both worlds for your passenger
- The convenience of a comfortable back support for your passenger, with the ability to quickly remove

- Does NOT require the relocation of turn signals
- Pad measures 28,6 cm W x 20,5 cm H (11 1/8" x 8")
- Backrests and docking kits sold separately

FOR 20-22 CHALLENGER/CHALLENGER DARK HORSE/CHALLENGER LIMITED/VINTAGE/VINTAGE DARK HORSE, 19-22 CHIEF DARK HORSE, 18-22 CHIEFTAIN CLASSIC/SPRINGFIELD DARK HORSE, 17-22 CHIEFTAIN LIMITED/CHIEFTAIN ELITE/ROADMASTER, 16-22 CHIEFTAIN DARK HORSE/SPRINGFIELD, 14-22 CHIEFTAIN, 18-19 ROADMASTER ELITE, 17-18 ROADMASTER CLASSIC, 14-19 CHIEF VINTAGE AND 14-18 CHIEF CLASSIC

PART #	DESCRIPTION
1501-0723	Detachable backrest, chrome
1501-0724	Detachable backrest, black

PART #	DESCRIPTION
1501-0725	Docking kit, chrome
1501-0726	Docking kit, black



1501-0727



1501-0728



1501-0725

SHORT DETACHABLE BACKRESTS AND DOCKING KITS

- Shorter than the standard detachable backrest with a smaller pad
- Pad measures 16,5 cm W x 11,5 cm H (6,5" x 4,5")
- A detachable backrest offers the best of both worlds for your passenger

- The convenience of a comfortable back support for your passenger, with the ability to quickly remove
- Does NOT require the relocation of turn signals
- Backrests and docking kits sold separately

PART #	DESCRIPTION
DETACHABLE BACKRESTS FOR 17-21 CHIEFTAIN ELITE/CHIEFTAIN LIMITED, 16-21 CHIEFTAIN DARK HORSE AND 14-21 CHIEFTAIN	
1501-0727	Chrome
1501-0728	Black

PART #	DESCRIPTION
DOCKING KITS FOR 17-21 CHIEFTAIN ELITE/CHIEFTAIN LIMITED, 16-21 CHIEFTAIN DARK HORSE AND 14-21 CHIEFTAIN	
1501-0725	Chrome
1501-0726	Black

DETACHABLE BACKREST KITS

- A detachable backrest offers the best of both worlds for a rider
- You get the convenience of a practical and comfortable back support, but one that is easily removed for around-town riding
- Comes complete with all the mounting hardware needed for simple installation
- Each is bike-specific and arrives with mounting hardware, round bar, pad and backrest insert

- If you need more storage space, the optional Cobra luggage rack mounts directly to the Cobra backrest
- Does NOT require the relocation of turn signals
- Measure 28 cm (11") in height
- Pad measures 15 cm W x 12,5 cm H x 51 mm D (6" x 5" x 2")

PART #	DESCRIPTION	PART #	DESCRIPTION
FOR 15-22 SCOUT MODELS		FOR 15-22 SCOUT MODELS (CONT)	
1501-0692	2-up, Chrome	1501-0693	2-up, Black

PART #	DESCRIPTION	PART #	DESCRIPTION
FOR 15-22 SCOUT MODELS (CONT)		FOR 15-22 SCOUT MODELS (CONT)	
1501-0694	Pillion pad, Chrome	1501-0695	Pillion pad, Black



1501-0692



1501-0695

All part numbers in **BLUE** are new for 2023.



1501-0715



1501-0716

DETACHABLE MINI-BACKRESTS

- Comes with docking kit
- 40,5 cm (16") height measured from bottom of passenger seat to top of bar
- Pad measures 12 cm L x 16,5 cm W (4,75" x 6,5")

- Uses Cobra's proprietary release mechanism allowing the rack to be installed/removed in a matter of seconds
- Available in chrome or gloss black

PART #	DESCRIPTION
FOR 15-21 SCOUT MODELS	
1501-0715	Chrome

PART #	DESCRIPTION
FOR 15-21 SCOUT MODELS (CONT)	
1501-0716	Black



0822-0331

SHOW CHROME®

DETACHABLE SMART MOUNT™ BACKRESTS

- Features the latest quick-detach mount, allowing easy removal of the pad assembly, leaving all hardware below the seat top for a clean look when not in use
- Mounts through the factory backrest slot on the seat to a frame-mounted backrest support bracket
- Unique design of the pad assembly provides three different pad height positions; starting at the lowest position it can be raised 41 mm (1⁵/₈") higher at mid-point or a full 70 mm (2³/₄") in the highest mount position

- The generous 31,4 cm x 18 cm (12³/₈" x 7") full support pad provides superior comfort and support
- Exclusive hinge allows additional adjustment of 25 mm (1") vertical and 76 mm (3") horizontal positioning to achieve the desired comfort
- Includes convenient removable storage pouch that snaps to the back of the backrest pad

PART #	DESCRIPTION
FOR 14-21 CHIEF/CHIEFTAIN/SPRINGFIELD/ROADMASTER	
0822-0331	Black

PART #	DESCRIPTION
FOR 14-21 CHIEF/CHIEFTAIN/SPRINGFIELD/ROADMASTER (CONT)	
0822-0332	Saddle



0822-0332

KURYAKYN®

PLUG-N-GO DRIVER BACKREST

- Provides enhanced comfort on long rides
- Backrest pad measures 10" W x 7" H with black premium synthetic leather cover
- Pad height is adjustable and requires no tools for adjustment
- Includes stainless steel mount bracket that installs under the OEM seat

PART #
0822-0268



DESCRIPTION

For 14-21 Indian (all models except Scout, Scout Sixty and FTR)

KURYAKYN®

BACKREST MOUNT KIT

- Mount kit for Kuryakyn multipurpose driver and passenger backrest, PART #0822-0257 (sold separately)

PART #	DESCRIPTION
0822-0346	For 14-21 Indian models (except Roadmaster, Scout and FTR models)



All part numbers in **BLUE** are new for 2023.

KURYAKYN**SISSY BAR WITH PAD**

- Durable all-steel construction (mounts and uprights) with premium chrome plating
- Easy to install with included hardware
- Includes cushioned backrest pad made from weather- and UV-resistant PU material
- Backrest pad can be easily removed for a clean sissy bar look
- Pad measures 15 cm W (5,8") (at widest point) x 18 cm H (7")



PART #	DESCRIPTION	BAR HEIGHT
1501-0718	For 14-21 Indian models (except Roadmaster, Scout and FTR)	53,5 (21")

**SQUARETUDE
ATTITUDE-
STYLE SISSY
BAR STICKS**

- Attitude-style sissy bar sticks are made from 14,3 mm (9/16") round cold-rolled steel
- Daggertude and Squaretude styles are made from 14,3 mm (9/16") square steel bar
- Available in two sizes: approximately 45,5 cm or 76 cm tall (18" or 30")
- Available with chrome or black powdercoated finish
- Side plates must be purchased separately

NOTE: For show use only, not designed for passenger support.

NOTE: Fits all side plates except for Plug-N-Play.

**21 CM TO 22 CM (8,25" TO 8,75") SIDE PLATE OUTSIDE DIMENSIONS (WIDE)**

PART #	DESCRIPTION	BAR WIDTH	PART #	DESCRIPTION	BAR WIDTH
CHROME			BLACK POWDERCOAT		
1501-0025	45,5 cm (18") Attitude	22 cm (8 ³ / ₄ ")	1501-0247	45,5 cm (18") Attitude	22 cm (8 ³ / ₄ ")
1501-0032	45,5 cm (18") Daggertude	22 cm (8 ³ / ₄ ")	1501-0097	45,5 cm (18") Daggertude	22 cm (8 ³ / ₄ ")
1501-0031	76 cm (30") Daggertude	22 cm (8 ³ / ₄ ")	1501-0096	76 cm (30") Daggertude	22 cm (8 ³ / ₄ ")
1501-0700	45,5 cm (18") Squaretude	22 cm (8 ³ / ₄ ")	1501-0701	45,5 cm (18") Squaretude	22 cm (8 ³ / ₄ ")
1501-0702	76 cm (30") Squaretude	22 cm (8 ³ / ₄ ")	1501-0703	76 cm (30") Squaretude	22 cm (8 ³ / ₄ ")

**SISSY BAR SIDE PLATES**

- Made of 10-gauge steel
- Fits with 17,5 cm to 19,5 cm sissy bars (6,88" to 7,625")

NOTE: Sissy bar must be purchased separately.

PART #	DESCRIPTION
FOR 15-21 SCOUT/SCOUT SIXTY	
1504-0060	Chrome
1504-0061	Black

**SISSY BAR PADS**

- Fits OEM accessory sissy bar
- Premium-quality expanded vinyl cover
- Foam is contoured to follow natural curvature of the back
- Available in Vintage or Studded styles
- Measures 30,5 cm W x 23 cm H (12" x 9")
- Sold each

PART #	DESCRIPTION
FOR 14-21 CHIEF/CHIEFTAIN/VINTAGE, 16-21 CHIEF DARK HORSE	
0822-0219	Studded
0822-0220	Vintage

All part numbers in **BLUE** are new for 2023.



TRUE DUAL PERFORMANCE EXHAUST SYSTEMS

- 44,5 mm (1³/₄") equal length headers for Chieftain; 44,5 mm (1³/₄") stepped to 47,6 mm (1⁷/₈") for Challenger
- 102 mm (4") straight can mufflers with removable baffles

PART #	DESCRIPTION
FOR 20 CHALLENGER	
1810-2809	Black w/ black end caps
1810-2808	Chrome w/ polished end caps

- Slant-cut billet aluminum end caps
- Includes full heat shields
- 18 mm O₂ bungs with 12 mm O₂ adapters included

PART #	DESCRIPTION
FOR 14-20 CHIEFTAIN	
1811-3434	Black w/ black end caps
1811-3435	Chrome w/ polished end caps



ROAD RAGE 2-INTO-1 EXHAUST SYSTEMS

- Uses 2-into-1 equal-length 44,5 mm (1³/₄") to 47,6 mm (1⁷/₈") header pipes
- Advanced inner collector maximizes performance gains

PART #	DESCRIPTION
FOR 15-21 SCOUT/SCOUT SIXTY/SCOUT BOBBER	
1810-2353	W/ short megaphone muffler

- Includes heat shields and all necessary installation hardware
- Available in black ceramic with long or short megaphone-style muffler

PART #	DESCRIPTION
FOR 15-21 SCOUT/SCOUT SIXTY/SCOUT BOBBER (CONT)	
1810-2355	W/ long megaphone muffler

DISCLAIMER: SEE PAGE 4 FOR IMPORTANT INFORMATION REGARDING CERTAIN WARRANTY AND EMISSION CONTROL REGULATION COMPLIANCE AND NOISE REGULATION INFORMATION.

All part numbers in **BLUE** are new for 2023.

WINDSHIELDS
& FAIRINGS

SADDLEBAGS
& LUGGAGE

SEATS &
SISSY BARS

EXHAUST

FUEL/AIR
SYSTEMS

ENGINE

TRANSMISSION,
CLUTCH LINE
& DRIVELINE

GASKETS
& SEALS

ELECTRICAL

LIGHTING
& LICENSE
PLATES

HANDLEBARS,
CONTROLS
& MIRRORS

CABLES

BRAKES &
BRAKE LINES

TANKS &
OIL FILTERS

DASHES
& GAUGES

FRAMES &
SUSPENSION

FENDERS

FOOTRESTS &
FLOORBOARDS

WHEELS
& AXLES

COVERS,
LOCKS &
GENERAL

AUDIO,
COMMUNICATION
& MOUNTS

WINDSHIELDS
& FAIRINGSSADDLEBAGS
& LUGGAGESEATS &
SISSY BARS

EXHAUST

FUEL/AIR
SYSTEMS

ENGINE

TRANSMISSION,
CLUTCH LINE
& DRIVELINEGASKETS
& SEALS

ELECTRICAL

LIGHTING
& LICENSE
PLATESHANDLEBARS,
CONTROLS
& MIRRORS

CABLES

BRAKES &
BRAKE LINESTANKS &
OIL FILTERSDASHES
& GAUGESFRAMES &
SUSPENSION

FENDERS

FOOTRESTS &
FLOORBOARDSWHEELS
& AXLESCOVERS,
LOCKS &
GENERALAUDIO,
COMMUNICATION
& MOUNTS

1810-2779

ROAD RACE 2-INTO-1 EXHAUST

- 102 mm (4") muffler with removable baffle
- Includes full heat shields that cover header pipes
- 102 mm (4") slash-cut end cap

PART #	DESCRIPTION	PART #	DESCRIPTION
FOR 20 CHALLENGER MODELS		FOR 20 CHALLENGER MODELS (CONT)	
1810-2778	Chrome	1810-2779	Black



1811-3800

**102 MM (4") SHORT
MEGAPHONE MUFFLERS**

- 102 mm (4") stainless megaphone muffler for a great sound
- Removable baffle
- Billet slash-cut end cap
- TIG-welded Bassani logo nameplate
- Includes mounting hardware; uses stock headpipes

PART #	DESCRIPTION	PART #	DESCRIPTION
FOR 19-20 FTR1200		FOR 19-20 FTR1200 (CONT)	
1811-3800	Low-mount w/o catalytic converter (non EC)	1861-1544	Opt. stainless steel heat shield
1811-3801	High-mount w/o catalytic converter (non EC)		



1811-3801

QUIET BAFFLE

- Quiets down Bassani Short Megaphone Systems
- Welded-in silencer chamber greatly reduces exhaust noise
- Measures 2.25" x 12.25"
- Sold each

PART #	DESCRIPTION
1861-1652	For Short Megaphone System PART #s 1800-1270, 1800-1271, 1800-1272, 1800-1273, 1800-1274, 1800-1280, 1800-1281, 1800-1299, 1800-1300, 1800-1592, 1800-1593, 1800-1596, 1800-1597, 1800-1598, 1800-1599, 1800-1775, 1800-1776, 1800-2233, 1800-2239, 1800-2240, 1800-2245, 1800-2249, 1800-2250, 1800-2269, 1800-2357, 1800-2358, 1800-2360, 1800-2361, 1800-2362, 1800-2363, 1800-2364, 1800-2436, 1800-2437, 1800-2438, 1800-2439, 1800-2519



DISCLAIMER: SEE PAGE 4 FOR IMPORTANT INFORMATION REGARDING CERTAIN WARRANTY AND EMISSION CONTROL REGULATION COMPLIANCE AND NOISE REGULATION INFORMATION.

All part numbers in **BLUE** are new for 2023.



102 MM (4") PERFORMANCE SLIP-ON MUFFLERS

- Chromed 102 mm (4") slip-on mufflers mount to stock headpipes and fit under hard bags
- Gives your bike a unique style, performance and sound
- Come with a 102 mm (4") slash-cut polished end cap
- Constructed from 16-gauge stainless steel with a chrome finish
- Optional 102 mm (4") end caps available separately
- Necessary hardware included
- Sold in pairs



1811-2689

PART

FITS MODEL

FOR 14-21 CHIEFTAIN W/ HARD BAGS, 14-21 ROADMASTER, 20-21 CHALLENGER

1811-2689

Chrome

1811-3973

Black

1861-1000

Optional +2 black fluted end cap (ea.)

1861-1001

Optional +1 black slash end cap (ea.)

CLASSIC 76,2 MM (3") SLIP-ON MUFFLERS WITH TIPS

- 16-gauge steel construction with chrome or black finish
- Removable baffles
- Include chrome or black billet end caps
- 50% lighter than stock mufflers
- Increase power and performance
- Sold in pairs
- Include mounting hardware

NOTE: Installation of new exhaust system may change fuel-air mixture requirements.



1811-3397



1811-2905

PART

DESCRIPTION

FOR 17-22 SCOUT/SCOUT SIXTY/SCOUT BOBBER

1811-3397

Black

1811-3398

Chrome

PART

DESCRIPTION

FOR 14-16 SCOUT

1811-2906

Black

1811-2905

Chrome

57 MM ((2 1/4") FISHTAIL SLIP-ON MUFFLERS

- 16-gauge steel construction with chrome finish
- Include mounting hardware and instructions
- Do not fit with OEM saddlebags

PART

1811-2907

DESCRIPTION

For 14-16 Scout



DISCLAIMER: SEE PAGE 4 FOR IMPORTANT INFORMATION REGARDING CERTAIN WARRANTY AND EMISSION CONTROL REGULATION COMPLIANCE AND NOISE REGULATION INFORMATION.

All part numbers in **BLUE** are new for 2023.

WINDSHIELDS
& FAIRINGSSADDLEBAGS
& LUGGAGESEATS &
SISSY BARS

EXHAUST

FUEL/AIR
SYSTEMS

ENGINE

TRANSMISSION,
CLUTCH LINE
& DRIVELINEGASKETS
& SEALS

ELECTRICAL

LIGHTING
& LICENSE
PLATESHANDLEBARS,
CONTROLS
& MIRRORS

CABLES

BRAKES &
BRAKE LINESTANKS &
OIL FILTERSDASHES
& GAUGESFRAMES &
SUSPENSION

FENDERS

FOOTRESTS &
FLOORBOARDSWHEELS
& AXLESCOVERS,
LOCKS &
GENERALAUDIO,
COMMUNICATION
& MOUNTS

WINDSHIELDS
& FAIRINGSSADDLEBAGS
& LUGGAGESEATS &
SISSY BARS

EXHAUST

FUEL/AIR
SYSTEMS

ENGINE

TRANSMISSION,
CLUTCH LINE
& DRIVELINEGASKETS
& SEALS

ELECTRICAL

LIGHTING
& LICENSE
PLATESHANDLEBARS,
CONTROLS
& MIRRORS

CABLES

BRAKES &
BRAKE LINESTANKS &
OIL FILTERSDASHES
& GAUGESFRAMES &
SUSPENSION

FENDERS

FOOTRESTS &
FLOORBOARDSWHEELS
& AXLESCOVERS,
LOCKS &
GENERALAUDIO,
COMMUNICATION
& MOUNTSRINEHART
RACING

1811-3136



1811-3137



1811-3141



1802-0333

102 MM (4") INDIAN SLIP-ON MUFFLERS

- Use Rinehart Racing's unique sound technology and performance promise along with that classic Rinehart Racing look
- Designed to be a pure slip-on with no tuning or modifications necessary to your stock system
- Large 102 mm (4") diameter stainless-steel muffler bodies
- Sold in pairs
- Replacement end caps available; below

PART #	DESCRIPTION
FOR 14-21 CHIEF VINTAGE/CLASSIC/DARK HORSE	
1811-3136	Chrome w/ black end caps
1811-3137	Chrome w/ chrome end caps
1811-3138	Black w/ black end caps
1811-3139	Black w/ chrome end caps

PART #	DESCRIPTION
FOR 14-21 CHEIFTAIN, 15-21 ROADMASTER/ROADMASTER CLASSIC	
1811-3140	Chrome w/ black end caps
1811-3141	Chrome w/ chrome end caps
1801-1241	Black w/ black end caps
REPLACEMENT END CAPS	
1802-0333	102 MM (4") black end caps (pr.)



1811-3142



1811-3143



1811-3144



1811-3145

88,9 MM (3 1/2") SLIP-ON MUFFLERS

- Made from the same high-quality materials as Rinehart's leading Touring slip-ons
- Designed to be a pure slip-on with no tuning or modifications necessary to your stock system
- 88,9 mm (3 1/2") diameter stainless-steel muffler bodies
- Sold in pairs
- Replacement end caps available; below

PART #	DESCRIPTION
FOR 15-21 SCOUT/SCOUT SIXTY/SCOUT BOBBER	
1811-3142	Chrome w/ black end caps
1811-3143	Chrome w/ chrome end caps

PART #	DESCRIPTION
FOR 15-21 SCOUT/SCOUT SIXTY/SCOUT BOBBER (CONT)	
1811-3144	Black w/ black end caps
1811-3145	Black w/ chrome end caps

DISCLAIMER: SEE PAGE 4 FOR IMPORTANT INFORMATION REGARDING CERTAIN WARRANTY AND EMISSION CONTROL REGULATION COMPLIANCE AND NOISE REGULATION INFORMATION.

All part numbers in **BLUE** are new for 2023.

dragspecialties.eu / partseurope.eu



GRAND NATIONAL 2-INTO-2 HIGH-MOUNT EXHAUST SYSTEM

- A true race replica system featuring the same 3,5" diameter muffler body and end cap design as the FTR750 flat track race bikes
- Stainless steel perforated core baffles, wrapped in a long-lasting proprietary insulation for a deep exhaust note
- High-flow catalytic converters (not ECE approved)
- Multi-layer heat shields include a 6 mm ceramic thermal barrier to guard the rider from exhaust heat

PART #
1810-2681

DESCRIPTION
For 19-20 FTR1200



GRAND NATIONAL SLIP-ON MUFFLERS

- Race-inspired design with Grand National muffler end cap design
- Stainless steel muffler body with exposed TIG welds for that factory race look
- Stainless steel perforated core baffle, wrapped in long-lasting proprietary insulation for a deep exhaust note
- Carbon fiber heat shield (covers outlet from the factory CAT box)
- ECE-approved muffler is EU Compliant per 11033 G ECE-Type Approval for non-original motorcycle noise abatement device

ECE APPROVED

PART #	DESCRIPTION
1801-1433	For 19-22 FTR1200

1811-3798



RACE ONLY

PART #	DESCRIPTION
1811-3798	For 19-22 FTR1200

END CAP FOR 10 CM (4") GRAND NATIONAL MUFFLERS

- Fits Grand National 10 cm (4") mufflers
- Black finish
- Sold each

PART #
1860-1904

DESCRIPTION
10 cm (4") black end cap for Grand National mufflers



DISCLAIMER: SEE PAGE 4 FOR IMPORTANT INFORMATION REGARDING CERTAIN WARRANTY AND EMISSION CONTROL REGULATION COMPLIANCE AND NOISE REGULATION INFORMATION.

All part numbers in **BLUE** are new for 2023.

WINDSHIELDS
& FAIRINGS

SADDLEBAGS
& LUGGAGE

SEATS &
SISSY BARS

EXHAUST

FUEL/AIR
SYSTEMS

ENGINE

TRANSMISSION,
CLUTCH LINE
& DRIVELINE

GASKETS
& SEALS

ELECTRICAL

LIGHTING
& LICENSE
PLATES

HANDLEBARS,
CONTROLS
& MIRRORS

CABLES

BRAKES &
BRAKE LINES

TANKS &
OIL FILTERS

DASHES
& GAUGES

FRAMES &
SUSPENSION

FENDERS

FOOTRESTS &
FLOORBOARDS

WHEELS
& AXLES

COVERS,
LOCKS &
GENERAL

AUDIO,
COMMUNICATION
& MOUNTS

WINDSHIELDS
& FAIRINGS

SADDLEBAGS
& LUGGAGE

SEATS &
SISSY BARS

EXHAUST

FUEL/AIR
SYSTEMS

ENGINE

TRANSMISSION,
CLUTCH LINE
& DRIVELINE

GASKETS
& SEALS

ELECTRICAL

LIGHTING
& LICENSE
PLATES

HANDLEBARS,
CONTROLS
& MIRRORS

CABLES

BRAKES &
BRAKE LINES

TANKS &
OIL FILTERS

DASHES
& GAUGES

FRAMES &
SUSPENSION

FENDERS

FOOTRESTS &
FLOORBOARDS

WHEELS
& AXLES

COVERS,
LOCKS &
GENERAL

AUDIO,
COMMUNICATION
& MOUNTS



1811-4320



1811-4323

WAR HAMMER INDIAN MUFFLERS

- 16-gauge muffler body with a 2.5" Perforate core baffle
- Industry-leading signature Khrome Werks deep, aggressive sound
- Tips sold separately

PART #	DESCRIPTION
FOR 14-22 INDIAN TOURING, 20-22 CHALLENGER MODELS W/ BAGS	
1811-4320	Chrome
1811-4321	Black

PART #	DESCRIPTION
FOR 14-22 INDIAN TOURING, 20-22 CHALLENGER MODELS W/O BAGS	
1811-4322	Chrome
1811-4323	Black



INDIAN HIDEAWAY HEADER

- Industry-leading signature Khrome Werks deep, aggressive sound
- Fits directly under factory heat shields
- Significantly reduces heat footprint
- 18 mm and 12 mm O₂ bungs with flexible tuning
- 16-gauge 1 3/4" primaries
- Mounts with factory hardware and crossover
- Increased performance potential
- Easy installation
- Coated with nickel chrome
- Includes gasket seals, O₂ bung plugs, and crush washers

NOTE: Works with OEM or Slip-On OEM replacement mufflers for 21-22 Thunderstruck models.

PART #	DESCRIPTION
1812-0562	For 21-22 Indian Touring (except Challenger Powerstroke engine)

DISCLAIMER: SEE PAGE 4 FOR IMPORTANT INFORMATION REGARDING CERTAIN WARRANTY AND EMISSION CONTROL REGULATION COMPLIANCE AND NOISE REGULATION INFORMATION.

All part numbers in **BLUE** are new for 2023.



1810-2282

2-INTO-1 HOT ROD EXHAUST SYSTEM

- Made from high-quality seamless, mandrel-bent stainless steel
- Dyno developed and tested
- Offers a sleek look, aggressive sound and all-around performance throughout the entire powerband
- Features full heat-shield coverage and built-in O₂ bungs

PART #	DESCRIPTION
FOR 15-21 SCOUT/SCOUT SIXTY, 18-21 SCOUT BOBBER	
1810-2282	Black



1620-1644

NOTE: Bikes equipped with passenger footpegs will require rear footpeg relocation kit, PART #1620-1644.

PART #	DESCRIPTION
FOR 15-21 SCOUT/SCOUT SIXTY, 18-21 SCOUT BOBBER (CONT)	
1620-1644	Footpeg relocation kit for PART #1810-2282



ASSAULT 2-INTO-1 EXHAUST SYSTEM

- Made from high-quality stainless steel, mandrel bent, then TIG-welded
- Includes custom heat shields with wire-tied fasteners for race-inspired look
- Double slip fit and gusset for additional strength
- 18 mm O₂ ports included

PART #	DESCRIPTION
1800-2456	For 14-17 Chieftain/Roadmaster

SLIP-ON MUFFLERS

- Provide improved performance and sound throughout the entire powerband
- Dyno developed and tested
- Made from high-quality steel pipe
- Tapered tip
- Sold in pairs

PART #	DESCRIPTION
FOR 15-21 SCOUT/SCOUT SIXTY, 18-21 SCOUT BOBBER	
1811-2901	Powdercoated Black



1811-2901

PART #	DESCRIPTION
FOR 15-21 SCOUT/SCOUT SIXTY, 18-21 SCOUT BOBBER (CONT)	
1811-2902	Chrome

DISCLAIMER: SEE PAGE 4 FOR IMPORTANT INFORMATION REGARDING CERTAIN WARRANTY AND EMISSION CONTROL REGULATION COMPLIANCE AND NOISE REGULATION INFORMATION.

All part numbers in **BLUE** are new for 2023.



1811-4229



1811-4230



1811-4233

DUAL CUT SLIP-ON MUFFLERS

- Classic 4" styling
- NH series internals
- machined aluminum end caps
- Aggressive sound
- Sold in pairs

PART

FOR 16-21 SPRINGFIELD, 15-21 ROADMASTER, 18-20 CHIEFTAIN CLASSIC, 18,20 ROADMASTER ELITE

1811-4229

DESCRIPTION

Chrome

1811-4230

Black

FOR 21 ROADMASTER LIMITED, 17-18, 20-22 CHIEFTAIN ELITE, 20-22 ROADMASTER DARK HORSE/CHALLENGER LIMITED/CHALLENGER DARK HORSE/CHALLENGER, 18-22 SPRINGFIELD DARK HORSE, 17-22 CHIEFTAIN LIMITED, 16-22 CHIEFTAIN DARK HORSE, 14-22 CHIEFTAIN

1811-4233

Chrome

1811-4234

Black



1811-4227



1811-4228



1811-4231

NH SERIES MUFFLERS

- 76 mm (3") muffler body morphs to 83 mm (3,25") at the rear
- 51 mm (2") constant-velocity cores for exceptional sound and performance, as well as the bonded E-glass and stainless steel mesh
- If you're looking to get the most sound out of your new Softail, these are for you
- Sold in pairs

PART

FOR 22 VINTAGE DARK HORSE, 20-22 VINTAGE, 17-20 CHIEF DARK HORSE, 17-18 ROADMASTER CLASSIC, 14-19 CHIEF VINTAGE, 14-18 CHIEF CLASSIC, AND 16, 18 CHIEF

1811-4225

DESCRIPTION

Chrome

1811-4226

Black

FOR 16-22 SPRINGFIELD, 15-22 ROADMASTER, 18-20 CHIEFTAIN CLASSIC, AND 18, 20 ROADMASTER ELITE

1811-4227

Chrome

1811-4228

Black

FOR 21 ROADMASTER LIMITED, 17-18, 20-22 CHIEFTAIN ELITE, 20-22 ROADMASTER DARK HORSE/CHALLENGER LIMITED/CHALLENGER DARK HORSE/CHALLENGER, 18-22 SPRINGFIELD DARK HORSE, 17-22 CHIEFTAIN LIMITED, 16-22 CHIEFTAIN DARK HORSE, 14-22 CHIEFTAIN

1811-4231

Chrome

1811-4232

Black

DISCLAIMER: SEE PAGE 4 FOR IMPORTANT INFORMATION REGARDING CERTAIN WARRANTY AND EMISSION CONTROL REGULATION COMPLIANCE AND NOISE REGULATION INFORMATION.


All part numbers in **BLUE** are new for 2023.



OPTIONAL/REPLACEMENT BAFFLES FOR TWIN SLASH 76 MM (3") SLIP-ON MUFFLERS

- Optional/replacement baffles for Vance & Hines Twin Slash 76 mm (3") slip-on mufflers
- Sold each

PART #	DESCRIPTION
FOR 15-21 SCOUT/SCOUT SIXTY, 18-21 SCOUT BOBBER	
1861-0570	Competition baffle



1861-0570

1861-0571

PART #	DESCRIPTION
FOR 15-21 SCOUT/SCOUT SIXTY, 18-21 SCOUT BOBBER (CONT)	
1861-0571	Quiet baffle



1812-0472



1812-0473



HEADER, LINK PIPE AND HEAT SHIELD

- Let your bike stand out with more power, a beautiful design and the unique Akrapovič sound
- 2-into-1 titanium header is a high performance upgrade which replaces all primary exhaust components, except for the muffler
- Optional stainless steel link pipe takes the FTR1200 to a higher performance level by providing more power and torque (for use with stock head pipes)
- Header and link pipe are both designed to fit with either the stock muffler or Akrapovič low mount slip-on and Akrapovič high mount slip-on that come as standard or original accessory by Indian Motorcycles
- Optional carbon fiber heat shield is designed to replace the stock heat shield and can be used on Akrapovič or stock header

PART #	DESCRIPTION
FOR 19-20 FTR1200/S	
1812-0472	2-into-1 titanium header
1812-0473	Stainless link pipe
1861-1457	Optional carbon fiber heat shield to replace stock heat shield



1861-1457

DISCLAIMER: SEE PAGE 4 FOR IMPORTANT INFORMATION REGARDING CERTAIN WARRANTY AND EMISSION CONTROL REGULATION COMPLIANCE AND NOISE REGULATION INFORMATION.

All part numbers in **BLUE** are new for 2023.

WINDSHIELDS
& FAIRINGSSADDLEBAGS
& LUGGAGESEATS &
SISSY BARS

EXHAUST

FUEL/AIR
SYSTEMS

ENGINE

TRANSMISSION,
CLUTCH LINE
& DRIVELINEGASKETS
& SEALS

ELECTRICAL

LIGHTING
& LICENSE
PLATESHANDLEBARS,
CONTROLS
& MIRRORS

CABLES

BRAKES &
BRAKE LINESTANKS &
OIL FILTERSDASHES
& GAUGESFRAMES &
SUSPENSION

FENDERS

FOOTRESTS &
FLOORBOARDSWHEELS
& AXLESCOVERS,
LOCKS &
GENERALAUDIO,
COMMUNICATION
& MOUNTS

POWER COMMANDER 6

- Compact design for discrete placement & easy uninstallation to revert to stock settings
- Easily change & upgrade tunes as you upgrade parts
- Comes with Power Core software that connects dyno runs with our EFI Tuning Devices to unlock your ride's potential
- Pair with other Power Commander accessories like the Autotune, Quickshifter or POD-300
- Analog input allows you to install any 0-5 volt sensor and build an adjustment table based on its input such as boost or temperature
- Easily connects to your computer via USB
- Each cylinder can be mapped individually and for each gear, giving riders more granular control

PART #	DESCRIPTION
1020-3611²	For 22 Chief 111"
1020-3607²	For 14-20 Chief 111"
1020-3608¹	For 15-21 Scout
1020-3609¹	For 17-21 Scout Sixty
1020-3610²	For 20-21 Challenger

¹ Includes ignition adjustment. ² With crank sensor.



POWER COMMANDER V MAP SELECT SWITCH

- Switches between two different maps that have been pre-loaded in a Power Commander V
- Comes with a switch, wiring and instructions
- Universal mount

PART #	DESCRIPTION
1020-2082	Map select switch

POD-300 DIGITAL DISPLAY

- Real-time fuel adjustment
- Display channels real-time: rpm, TP, map position (when using map switch), duty cycle, fuel exchange, ignition change and wideband air/fuel ratio (with WB2 or auto-tune connected)
- Weather-resistant for use in all conditions
- Log channels saved to internal memory and can be viewed/analyzed with Dynojet's powercore software
- High-contrast display, viewable in sunlight
- Includes CAN cable for attachment to Power Commander V, Auto Tune and Wide Band Power Commander

NOTE: Not for use with Power Commander III USB.

POWER COMMANDER V

- Fuel control for each individual cylinder in a smaller enclosure
- "Warm-up" fuel adjustment (unit reads engine temp and allows fuel/timing adjustments based on the reading)
- Includes ignition adjustment feature; allows full ignition timing control of each cylinder
- Easy to install
- USB powered from computer; 9 volt adapter is no longer needed
- Two-position map-switching function built in
- Can add any Single Pole Single Throw (SPST) switch and toggle between two different fuel maps
- Gear/speed input allows for map adjustment based on gear
- Analog input allows user to install any 0-5 volt sensor
- Build an adjustment table based on analog input such as boost or temperature
- Power Commander V is capable of allowing each cylinder to be mapped individually and for each gear with the gear position input connected
- Enhanced "accel pump" utility
- Includes ignition adjustment

PART #	DESCRIPTION
1020-3481²	For 22 Chief
1020-3322²	For 20-21 Challenger
1020-2950²	For 14-20 Chief 111"
1020-2960¹	For 15-21 Scout
1020-2975¹	For 17-21 Scout Sixty

¹ Includes ignition adjustment.

² With crank sensor.



PART #	DESCRIPTION
1020-2371	POD-300 digital display

DISCLAIMER: SEE PAGE 4 FOR IMPORTANT INFORMATION REGARDING CERTAIN WARRANTY AND EMISSION CONTROL REGULATION COMPLIANCE AND NOISE REGULATION INFORMATION.

All part numbers in **BLUE** are new for 2023.

dragspecialties.eu / partseurope.eu



1020-3200



WIDEBAND CX DUAL CHANNEL AFR KITS

- Plugs into the vehicle's diagnostic port and seamlessly integrates AFR data from the included wideband O₂ sensor(s) with the OEM databus
- When used in conjunction with Power Vision CX, you can view and datalog wideband O₂ data alongside custom channels directly from the vehicle's diagnostic port
- Plug-and-play kit with no extra cables for power, ground and signal that are typically associated with wideband controllers
- Ensures real-time wideband O₂ AFR accuracy with negligible latency and avoids any signal offset issues with its industry-first, innovative design

PART #	DESCRIPTION
1020-3200	For all Indian models (except 19-20 FTR1200)

PART #	DESCRIPTION
1020-3201	For 19-20 FTR1200

STAGE 2 POWER PACKAGE

- Flash performance tunes via OEM diagnostic connector; no need to remove and send out ECU
- Displays vehicle data channels in real-time
- Weather-resistant for use in all conditions
- High contrast display, viewable in direct sunlight



PART #	DESCRIPTION
1020-3484	For 14-21 Indian Thunderstroke 111"/116"

POWER VISION 3

- Flash performance tunes via OEM diagnostic connector; no need to remove and send out ECU
- Display vehicle data channels in real-time
- Weather-resistant for use in all conditions
- High-contrast display, viewable in direct sunlight
- Fueling revised for maximum power and torque
- Spark timing optimized for 91-93 octane fuel
- Rev limit raised
- Speed limit raised

NOTE: All Power Vision returns and/or adjustments must be made directly with Dynojet Research.

PART #	DESCRIPTION
1020-3035	For 15-21 Scout
1020-3036	For 14-21 models w/ Thunderstroke 111"/116"

PART #	DESCRIPTION
1020-3037	For 17-21 Scout Sixty
1020-3185	For 19-20 FTR1200



DISCLAIMER: SEE PAGE 4 FOR IMPORTANT INFORMATION REGARDING CERTAIN WARRANTY AND EMISSION CONTROL REGULATION COMPLIANCE AND NOISE REGULATION INFORMATION.

All part numbers in **BLUE** are new for 2023.

WINDSHIELDS
& FAIRINGSSADDLEBAGS
& LUGGAGESEATS &
SISSY BARS

EXHAUST

FUEL/AIR
SYSTEMS

ENGINE

TRANSMISSION,
CLUTCH LINE
& DRIVELINEGASKETS
& SEALS

ELECTRICAL

LIGHTING
& LICENSE
PLATESHANDLEBARS,
CONTROLS
& MIRRORS

CABLES

BRAKES &
BRAKE LINESTANKS &
OIL FILTERSDASHES
& GAUGESFRAMES &
SUSPENSION

FENDERS

FOOTRESTS &
FLOORBOARDSWHEELS
& AXLESCOVERS,
LOCKS &
GENERALAUDIO,
COMMUNICATION
& MOUNTS**FUELPAK LCD**

- Throttle position sensor-based system simplifies the process of fuel-injection tuning
- Enables rider to fine-tune the fuel mixture throughout the entire rpm range with the touch of a button
- Increases power and improves throttle response
- Very user friendly; plugs into the existing harness on the bike
- No computer or software required; simply enter in the values provided on the Vance & Hines website
- Values provided are for use with Vance & Hines exhaust systems
- Fuelpak will also work with other exhaust systems (contact Vance & Hines tech support for tuning information)
- Includes all necessary mounting hardware

NOTE: Requires the use of a high-performance air filter.

**PART #****1020-2694****DESCRIPTION**

For 15-17 Scout and 16-17 Scout Sixty

**Fi2000 POWRPRO BLACK**

- Requires no dyno tuning – plug it in and ride
- PowrPro Black analyzes, tunes and adjusts your air/fuel ratio for peak performance instantaneously
- Tunes acceleration fuel delivery in every gear for peak performance
- Works with stock or modified engines, air cleaners and exhaust systems
- Can fine-tune the non-acceleration air/fuel curves using the Bluetooth® app
- Can tune engine fuel delivery in specific ranges, check rpm, read fuel injector pulse width and duty cycle, and add or remove fuel in low- or mid-range rpms

PART #**1020-2653****DESCRIPTION**

FOR 2014-2016 Chief

**ENGINE CONTROL MANAGER**

- Unlocks the hidden ride modes on your motorcycle
- Lets you switch between Rain, Standard and Sport modes with the press of a button
- Handlebar-mount switch for convenient access
- Plug-and-play installation

PART #**0616-0366****DESCRIPTION**

For 19-20 FTR1200, FTR1200 Rally

DISCLAIMER: SEE PAGE 4 FOR IMPORTANT INFORMATION REGARDING CERTAIN WARRANTY AND EMISSION CONTROL REGULATION COMPLIANCE AND NOISE REGULATION INFORMATION.

All part numbers in **BLUE** are new for 2023.

dragspecialties.eu / partseurope.eu



STEALTH TWO AIR CLEANER KIT

- One-piece, black molded filter body with blue element
- Element constructed of pleated cotton

PART #	DESCRIPTION
1010-2774	For 15-21 Scout, Scout Sixty, Scout Bobber



1010-2775



1010-2776

AIR CLEANER KIT WITH COVER

- Engineered to boost performance
- High-flow air filter provides twice the surface area of the stock filter for up to 37% more airflow and a five horsepower gain
- Design maintains leg clearance
- Billet aluminum construction with a high-quality, washable and re-usable cotton gauze air filter element
- Cover is made from billet aluminum and show-chrome plated, features the S&S logo
- Optional S&S® Pre-filter available separately

FOR 14-21 CHIEF CLASSIC, CHIEF VINTAGE, SPRINGFIELD, CHIEFTAIN AND ROADMASTER MODELS

PART #	DESCRIPTION	PART #	DESCRIPTION
1010-2775	W/ Nostalgia Script cover	1010-2776	W/ S&S Logo cover



1014-0219

1014-0220

AIR CLEANER COVERS

- Covers are made from billet aluminum and show-chrome plated
- Designed for use with S&S air cleaner kit PART #s 1010-2775 or 1010-2776

PART #	DESCRIPTION
1014-0219	S&S Nostalgic Script air cleaner cover
1014-0220	S&S logo air cleaner cover



AIR FILTER PRE-FILTER

- Water resistant and traps large dirt particles
- For use with S&S air cleaners

PART #	DESCRIPTION
1011-3491	S&S pre-filter

DISCLAIMER: SEE PAGE 4 FOR IMPORTANT INFORMATION REGARDING CERTAIN WARRANTY AND EMISSION CONTROL REGULATION COMPLIANCE AND NOISE REGULATION INFORMATION.

All part numbers in **BLUE** are new for 2023.

WINDSHIELDS & FAIRINGS

SADDLEBAGS & LUGGAGE

SEATS & Sissy BARS

EXHAUST

FUEL/AIR SYSTEMS

ENGINE

TRANSMISSION, CLUTCH LINE & DRIVELINE

GASKETS & SEALS

ELECTRICAL

LIGHTING & LICENSE PLATES

HANDLEBARS, CONTROLS & MIRRORS

CABLES

BRAKES & BRAKE LINES

TANKS & OIL FILTERS

DASHES & GAUGES

FRAMES & SUSPENSION

FENDERS

FOOTRESTS & FLOORBOARDS

WHEELS & AXLES

COVERS, LOCKS & GENERAL

AUDIO, COMMUNICATION & MOUNTS

WINDSHIELDS
& FAIRINGSSADDLEBAGS
& LUGGAGESEATS &
SISSY BARS

EXHAUST

FUEL/AIR
SYSTEMS

ENGINE

TRANSMISSION,
CLUTCH LINE
& DRIVELINEGASKETS
& SEALS

ELECTRICAL

LIGHTING
& LICENSE
PLATESHANDLEBARS,
CONTROLS
& MIRRORS

CABLES

BRAKES &
BRAKE LINESTANKS &
OIL FILTERSDASHES
& GAUGESFRAMES &
SUSPENSION

FENDERS

FOOTRESTS &
FLOORBOARDSWHEELS
& AXLESCOVERS,
LOCKS &
GENERALAUDIO,
COMMUNICATION
& MOUNTS**MAX HP AIR CLEANERS**

- CNC-machined aluminum backing plate
- Internal rubber breather tubes to eliminate oil leakage
- Internal power cone design for smooth, laminar airflow
- Innovative conical design for improved knee clearance
- Contrast Cut™ finish starts with a polished air cleaner that has been black anodized, then recut to open the design
- All mounting hardware and gaskets included

PART #	DESCRIPTION	PART #	DESCRIPTION
FOR 14-21 CHIEFTAIN		FOR 14-21 CHIEFTAIN (CONT)	
1010-1977	Contrast Cut™	1010-1978	Chrome



1010-1977



1010-1978



1010-2239



1010-2240



1010-2241

**VINTAGE AIR CLEANERS**

- Designed for a timeless look
- Prominently placed headbolt
- Available in chrome, Contrast Cut and Black Ops finishes

NOTE: Air cleaners were designed for the 2014-2021 Indian Thunderstroke 111 engine.

PART #	DESCRIPTION
FOR 14-21 CHIEFTAIN	
1010-2239	Contrast Cut™
1010-2240	Chrome
1010-2241	Black Ops

KURYAKYN**VANTAGE AIR CLEANER**

- Designed by John Shope of Dirty Bird concepts
- Forward-facing and rear openings allow additional airflow, while stainless steel inserts add aggressive styling and block debris
- Modular outer cover design allows custom finish applications with minimal prep work
- Includes high-performance K&N synthetic filter element that's washable and reusable

PART #	DESCRIPTION
1010-2492	For all 14-21 Indian models (except Challenger, Scout and FTR models)



DISCLAIMER: SEE PAGE 4 FOR IMPORTANT INFORMATION REGARDING CERTAIN WARRANTY AND EMISSION CONTROL REGULATION COMPLIANCE AND NOISE REGULATION INFORMATION.

All part numbers in **BLUE** are new for 2023.

dragspecialties.eu / partseurope.eu



TRASK

POWERFLOW AIR CLEANER

- Improves airflow and efficiency of engine
- Increases horsepower and torque with no additional remapping
- High-quality rubber construction, six layers of cotton gauze and epoxy-coated wire mesh
- Durable, washable and reusable

PART #	DESCRIPTION
1010-1967	For 15-22 Scout/Scout Sixty, 18-21 Scout Bobber

**HIGH FLOW AIR FILTER**

- 4-ply washable filter media for better filtration 20% increase in flow

PART #	DESCRIPTION
1011-4580	For 20-21 Challenger

**HIGH-FLOW AIR FILTERS™**

- Designed to provide increased performance
- Pleated media provides a large filtration area offering long service intervals
- Multi-layers of woven cotton gauze media offers excellent filtration
- Fits directly into OEM airbox with application specific Sealing Bead to ensure a precise fit
- Fuel-management modifications are not required for increased performance
- Washable and reusable, pre-oiled and ready to ride

**1011-3818****1011-4362**

PART #	DESCRIPTION
1011-3818	For 14-21 Chief/Chieftain/Roadmaster/Springfield
1011-3730	For 15-21 Scout/Scout Sixty/Scout Bobber
1011-4362	For 19-20 FTR 1200

**1011-3523****1011-4647****OEM-STYLE REPLACEMENT AIR FILTER ELEMENTS**

- High-quality paper filter medium
- Meets or exceeds OEM specifications
- For use with OEM stock air filter housings

PART #	DESCRIPTION
1011-3523	For 14-22 Chief Classic/Vintage/Chieftain/Roadmaster
1011-4647	For 20-22 Challenger/Dark Horse/Limited

DISCLAIMER: SEE PAGE 4 FOR IMPORTANT INFORMATION REGARDING CERTAIN WARRANTY AND EMISSION CONTROL REGULATION COMPLIANCE AND NOISE REGULATION INFORMATION.

All part numbers in **BLUE** are new for 2023.

WINDSHIELDS
& FAIRINGSSADDLEBAGS
& LUGGAGESEATS &
SISSY BARS

EXHAUST

FUEL/AIR
SYSTEMS

ENGINE

TRANSMISSION,
CLUTCH LINE
& DRIVELINEGASKETS
& SEALS

ELECTRICAL

LIGHTING
& LICENSE
PLATESHANDLEBARS,
CONTROLS
& MIRRORS

CABLES

BRAKES &
BRAKE LINESTANKS &
OIL FILTERSDASHES
& GAUGESFRAMES &
SUSPENSION

FENDERS

FOOTRESTS &
FLOORBOARDSWHEELS
& AXLESCOVERS,
LOCKS &
GENERALAUDIO,
COMMUNICATION
& MOUNTS

WINDSHIELDS
& FAIRINGSSADDLEBAGS
& LUGGAGESEATS &
SISSY BARS

EXHAUST

FUEL/AIR
SYSTEMS

ENGINE

TRANSMISSION,
CLUTCH LINE
& DRIVELINEGASKETS
& SEALS

ELECTRICAL

LIGHTING
& LICENSE
PLATESHANDLEBARS,
CONTROLS
& MIRRORS

CABLES

BRAKES &
BRAKE LINESTANKS &
OIL FILTERSDASHES
& GAUGESFRAMES &
SUSPENSION

FENDERS

FOOTRESTS &
FLOORBOARDSWHEELS
& AXLESCOVERS,
LOCKS &
GENERALAUDIO,
COMMUNICATION
& MOUNTS**ANDREWS****FTR PERFORMANCE CAMS**


- 420 bolt-in street cam with more torque and HP for all around riding with stock CR (1800-5200 rpm range)
- 450 cam has great pulling power throughout the rpm range

PART #			DESCRIPTION	PART #			DESCRIPTION
FOR 19-20 FTR MODELS				FOR 19-20 FTR MODELS (CONT)			
0925-1366			420 grind	0925-1367			450 grind
GRIND	OPEN	CLOSE	DURATION @ .040"	DURATION @ .020"	VALVE LIFT	LIFT TDC	
420							
Intake	11°	47°	238°	254°	.426"	.083"	
Exhaust	55°	3°	238°	254°	.426"	.050"	
450							
Intake	19°	51°	250°	266°	.456"	.122"	
Exhaust	61°	09°	250°	266°	.456"	.074"	

0925-1366**ANDREWS****SCOUT PERFORMANCE CAMS**

- 420 bolt-in street cam with more torque and HP for all around riding with stock CR (1800-5200 rpm range)
- 450 cam has great pulling power throughout the rpm range

PART #				DESCRIPTION				PART #				DESCRIPTION															
FOR 15-22 SCOUT MODELS								FOR 15-22 SCOUT MODELS (CONT)																			
0925-1368				420 grind				0925-1369				450 grind															
GRIND				OPEN				CLOSE				DURATION @ .040"				DURATION @ .020"				VALVE LIFT				LIFT TDC			
420																											
Intake				15°				43°				238°				254°				.426"				.102"			
Exhaust				55°				3°				238°				254°				.426"				.050"			
450																											
Intake				23°				47°				250°				266°				.456"				.142"			
Exhaust				61°				09°				250°				266°				.456"				.074"			

0925-1368**HIGH-PERFORMANCE CAMS****ANDREWS**

- Engine performance upgrade
- TS550 cam features higher valve lift and more duration for increased power in the 2000-6000 rpm range
- TS570 cam features slightly more valve lift and duration than the TS550 cam for increased power in the 2200-6500 rpm range
- All Andrews cams use Landis CNC cam grinders and computer-designed labels

PART #				DESCRIPTION			PART #				DESCRIPTION		
FOR 13-22 INDIAN THUNDERSTROKE 111" MOTORS							FOR 13-22 INDIAN THUNDERSTROKE 111" MOTORS (CONT)						
0925-1272				TS550 grind			0925-1273				TS570 grind		
GRIND		OPEN	CLOSE	DURATION @ 0,050"		DURATION @ 0,020"		VALVE LIFT		LIFT TDC			
TS550													
Intake		8°	30°	218°		249°		14 mm (0,550")		3,5 mm (0,136")			
Exhaust		33°	4°	222°		253°		14 mm (0,550")		3 mm (0,116")			
TS570													
Intake		12°	36°	228°		259°		14,5 mm (0,570")		4 mm (0,159")			
Exhaust		48°	4°	232°		263°		14,5 mm (0,570")		3 mm (0,116")			

0925-1272**SHIM CONVERSION KIT**

- Adjusts engine valve clearance using commonly available 9,48 mm shims rather than Polaris shim buckets
- Diamond-Like Carbon (DLC)-coated for durability and performance
- Includes eight buckets and eight retainers
- For use with OEM valves, springs, camshafts and aftermarket high-performance camshafts
- Requires use of 9,48 mm valve shims (not included)



PART #	DESCRIPTION
0926-3324	For 15-21 Scout/Scout Bobber/Scout Sixty/Scout Bobber Sixty, 19-20 FTR1200/Rally

DISCLAIMER: SEE PAGE 4 FOR IMPORTANT INFORMATION REGARDING CERTAIN WARRANTY AND EMISSION CONTROL REGULATION COMPLIANCE AND NOISE REGULATION INFORMATION.

All part numbers in **BLUE** are new for 2023.



CAMSHAFT COVER SET

- Camshaft covers with 3D optics are self-adhesive and are glued to the original camshaft covers
- Gloss black finish with Cult-Werk logo
- Sold as a set of four

PART #	DESCRIPTION
0940-2040	For 15-22 Scout models

KURYAKYN

AZTEC CAM COVER ACCENT

- Direct replacement for the stock cam cover emblem with classy styling designed to complement the entire line of Aztec accessories for Indian
- Made from die-cast aluminum, with easy installation utilizing high-strength and high-temp VHB™ tape

PART #	DESCRIPTION
0940-1710	For 14-21 Indian models (all except Scout, Challenger and FTR)



KURYAKYN

CYLINDER BASE COVER

- The finishing piece to complete a fully-chromed appearance on the left-side engine base for Indian Big Twins
- Covers the powdercoated left-side cylinder base
- Made from quality aluminum with a flawless chrome finish
- Easy to install with high-strength and high-temperature 3M® VHB™
- Sold each

PART #	DESCRIPTION
0940-1983	For 14-21 Indian models (except Scout, FTR and Challenger models)



KURYAKYN

CHROME TAPPET BLOCK ACCENT

- Finish off the OEM chrome look with this tappet block accent
- Creates a unique transition from the cylinder head to the motor block
- Simple installation

PART #	DESCRIPTION
0940-1359	For 14-21 Indian models (except Challenger, Scout and FTR)



1902-1406



RADIATOR HOSE KITS AND CLAMP KITS

- High-performance silicone radiator hose kits
- Feature improved shape and thermal properties for better cooling – up to 5 °C cooler
- Color-matched to manufacturer's production colors
- Silicone and reinforced fabrics to last longer than stock
- High-performance clamp kits (sold separately) feature marine-grade 18/8 stainless steel clamps with rounded edges, smooth inners and polished surfaces; contain all clamps necessary to complete installation of radiator hose kit


HOSE KIT PART #	CLAMP KIT PART #	DESCRIPTION
1902-1406	1902-1488	For 16-21 Scout, Scout Sixty, Scout Bobber models



OUTRIDER RAD GUARD

- Guards the radiator against road debris
- Easy-to-install laser cut, honeycomb aluminum mesh screen
- Includes installation instructions and mounting adhesive

PART #	DESCRIPTION
FOR 15-22 SCOUT MODELS	
1904-0092	Natural
1904-0283	Black



DISCLAIMER: SEE PAGE 4 FOR IMPORTANT INFORMATION REGARDING CERTAIN WARRANTY AND EMISSION CONTROL REGULATION COMPLIANCE AND NOISE REGULATION INFORMATION.

All part numbers in **BLUE** are new for 2023.

WINDSHIELDS & FAIRINGS

SADDLEBAGS & LUGGAGE

SEATS & SISSY BARS

EXHAUST

FUEL/AIR SYSTEMS

ENGINE

TRANSMISSION, CLUTCH LINE & DRIVELINE

GASKETS & SEALS

ELECTRICAL

LIGHTING & LICENSE PLATES

HANDLEBARS, CONTROLS & MIRRORS

CABLES

BRAKES & BRAKE LINES

TANKS & OIL FILTERS

DASHES & GAUGES

FRAMES & SUSPENSION


FENDERS

FOOTRESTS & FLOORBOARDS

WHEELS & AXLES

COVERS, LOCKS & GENERAL

AUDIO, COMMUNICATION & MOUNTS

KURYAKYN**TRANSMISSION CENTER COVER**

- Precisely sculpted and contoured to completely transform the dull, wrinkle black area of the transmission case behind the cylinders
- Made from premium chrome-plated, die-cast aluminum
- Installs in minutes using high-temp and high-strength VHB™ adhesive

PART #**1105-0211****DESCRIPTION**

For 14-21 Indian models (except Challenger, Scout, Scout Sixty, Scout Bobber and FTR)

**1120-0363****INNER PRIMARY COVER**

- Die-cast aluminum construction with a chrome finish
- Quick installation using high-strength 3M® VHB™ adhesive

**PART #****1120-0363****DESCRIPTION**

For 14-21 Indian models (except Challenger, Scout/Scout Sixty/Scout Bobber and FTR)

PART #**1120-0402****DESCRIPTION**

VHB™ service kit for inner primary cover

**1107-0580****AZTEC PRIMARY COVERS**

- Two-piece direct replacement for the stock cover
- Made from quality aluminum with a grooved outer perimeter and center medallion featuring a stunning sundial design
- Includes primary cover and center medallion which can also be purchased separately as a replacement if lost or damaged

PART #**FOR 14-21 INDIAN MODELS (EXCEPT SCOUT/SCOUT SIXTY/SCOUT BOBBER AND FTR)****1107-0580**

Chrome primary cover

1107-0581

Satin black primary cover

1107-0581**1107-0582****PART #****FOR 14-21 INDIAN MODELS (EXCEPT SCOUT/SCOUT SIXTY/SCOUT BOBBER AND FTR) (CONT)****1107-0582**

Replacement chrome medallion

1107-0583

Replacement satin black medallion

**TRI-FIN PRIMARY COVER CAP**

- Classic design flows with the front inlay for a fully-finned appearance
- Direct replacement with easy installation
- A380 aluminum construction

PART #**1107-0591****DESCRIPTION**

For 14-21 Indian models (except Challenger, Scout, Scout Sixty, Scout Bobber and FTR)

All part numbers in **BLUE** are new for 2023.

dragspecialties.eu / partseurope.eu



All Rekluse clutch products are precision-engineered and made of high-quality materials to provide the best in performance and durability. Their components are stronger, lighter, longer-lasting and built for maximum performance. Rekluse's industry-leading auto clutches are optimized for each bike model as it comes from the factory and they've designed each clutch to be fine-tuned for every rider. Rekluse's manual clutches deliver unprecedented performance, tuning and durability with a design that provides more disks in less space, allowing up to four additional friction disks over stock.

DERBY COVERS

- Billet aluminum construction provides increased durability
- Designed to match OEM specifications, they bolt on with no modifications or drilling
- Available in gloss black or wrinkle black powdercoating
- Fits over any Rekluse or OEM clutch

PART #	DESCRIPTION
FOR 15-22 SCOUT/SCOUT SIXTY/SCOUT BOBBER	
1107-0623	Gloss black

1107-0623



1107-0624



PART #	DESCRIPTION
FOR 15-22 SCOUT/SCOUT SIXTY/SCOUT BOBBER (CONT)	
1107-0624	Wrinkle black



1130-0584

1130-0315

RADIUSX AUTO CLUTCH KITS

- With RadiusX a high-performance auto clutch is just a clutch pack swap away
- RadiusX combines TorqDrive friction disc technology with Rekluse's innovative EXP (auto clutch) disc
- TorqDrive provides more clutch discs in less space, delivering high-performance auto function within the framework of the stock clutch
- The RadiusX clutch prevents engine stalls so you can focus on the ride and let the auto clutch do the rest

PART #	DESCRIPTION
1130-0584	For 19-22 FTR 1200/S, 1200 Rally
1130-0315	For 15-22 Scout/Scout Sixty/Scout Bobber

- RadiusX delivers increased power transfer over OEM and longer clutch life with less adjustment over time
- Standard clutch lever function is retained and full override
- Some configurations include Rekluse basket sleeves to prolong basket life

PART #	DESCRIPTION
1130-0578	For 14-20 Chief/Chieftain/Roadmaster (all)

1130-0305



1130-0583

TORQDRIVE® CLUTCH KITS

- TorqDrive provides more disks in less space, allowing us to add up to six additional friction disks to the clutch pack over stock
- More frictions = more torque capacity, thus unlocking the full power of your engine without the need to add stiffer pressure plate springs or a lock-up device

PART #	DESCRIPTION
1130-0433	For 14-20 Chief/Roadmaster
1130-0305	For 15-22 Scout/Scout Sixty/Scout Bobber

- TorqDrive provides smoother shifting and improved lever feel
- Rekluse basket sleeves eliminate basket wear and notching

PART #	DESCRIPTION
1130-0583	For 19-22 FTR 1200/S, 1200 Rally

All part numbers in **BLUE** are new for 2023.

WINDSHIELDS
& FAIRINGSSADDLEBAGS
& LUGGAGESEATS &
SISSY BARS

EXHAUST

FUEL/AIR
SYSTEMS

ENGINE

TRANSMISSION,
CLUTCH LINE
& DRIVELINEGASKETS
& SEALS

ELECTRICAL

LIGHTING
& LICENSE
PLATESHANDLEBARS,
CONTROLS
& MIRRORS

CABLES

BRAKES &
BRAKE LINESTANKS &
OIL FILTERSDASHES
& GAUGESFRAMES &
SUSPENSION


FENDERS

FOOTRESTS &
FLOORBOARDSWHEELS
& AXLESCOVERS,
LOCKS &
GENERALAUDIO,
COMMUNICATION
& MOUNTS**EBC**
BRAKES**CK STANDARD SERIES CLUTCH KIT**

- Cork-based clutch material impregnated with aluminum particles to increase wear life and heat resistance
- Highly compressed construction avoids swell and clutch drag
- Ideal for general purpose street/sport/touring bikes
- Kit includes complete engine set of friction plates only
- For use with manufacturer's recommended oil




PART #	DESCRIPTION	PART #	DESCRIPTION	PART #	DESCRIPTION
1131-3336	For 15-20 Scout	1131-3336	For 16-20 Scout Sixty	1131-3336	For 18 Scout Bobber

**EXTRA PLATE CLUTCH KITS**


- Kit includes eight aramid fiber plates, seven tempered steel plates and a set of five heavy-duty springs
- Increases clutch capacity and performance
- Measured to ensure proper fit and performance

PART #	DESCRIPTION
1131-3378	For 14-21 Chief/Roadmaster
1131-3379	For 14-21 Scout/Scout Sixty/Scout Bobber

**CLUTCH PLATE KITS**


- Available in Red Eagle® aramid fiber or steel; includes seven clutch plates
- Available in Red Eagle® friction or high energy friction; includes seven friction plates and seven clutch plates

PART #	DESCRIPTION
FOR 14-22 SCOUT/SCOUT SIXTY/SCOUT BOBBER/SCOUT BOBBER SIXTY/SCOUT BOBBER TWENTY	
1131-3326	Red Eagle® friction plate kit
1131-3327	Aramid fiber plate kit
1131-3328	Steel plate kit

**CARBON FIBER CLUTCH KIT**

- Carbon fiber
- Includes seven frictions, six steels and a set of five heavy-duty springs

PART #	DESCRIPTION
1131-3025	For 14-21 Chief/Chieftain



PART #	DESCRIPTION
FOR 14-22 SCOUT/SCOUT SIXTY/SCOUT BOBBER/SCOUT BOBBER SIXTY/SCOUT BOBBER TWENTY (CONT)	
1131-3561	Red Eagle® friction/steel plate kit
1131-3562	High energy friction/steel plate kit

All part numbers in **BLUE** are new for 2023.



ELECTRIC EASY SHIFT SPEED SHIFTER KITS

- Easy shifting for rider comfort and convenience or for speed for the performance-oriented rider
- For performance, this is the best bang-for-your-buck product
- Gain a minimum of one bike length per shift
- Shift up at partial or full throttle and back down with the push of a button
- Eliminates the need to shift with your foot or clutch
- OEM shifting ability is retained after installation

PART #	DESCRIPTION
1601-0469	For 15-21 Scout and 16-21 Scout Sixty

- Clutch use is still required for starting and stopping when using these kits
- Uses state-of-the-art control module to send a signal from the button control to the shift solenoid
- Kit includes a stylish dual-button shift control for upshifts/downshifts, a chrome-plated electronic shift cylinder, ignition kill module, control modules and all necessary brackets

PART #	DESCRIPTION
1601-0470	For 14-21 Chief (not for 116" models)



IGNITION QUICK SHIFTERS

- Allows any vehicle with up to four coils to have quick shifter functionality
- Features the latest Intellishift™ technology and provides the smoothest shifts of any stand-alone unit on the market
- Kill times per rpm band and shift sensor activation point are adjustable

PART #	DESCRIPTION
1601-0528	For 20-22 Challenger
1601-0522	For 14-22 Indian models w/ Thunderstroke 111 engines

- Includes Denso coil cap connectors for easy installation on many late-model motorcycles; connectors can be removed for applications without this style of coil
- 4-channel variation has control box only; requires Power Commander shifter sensor
- Kits include sensor and module

PART #	DESCRIPTION
1601-0521	For 15-22 Scout/Scout Sixty (not Bobber)

All part numbers in **BLUE** are new for 2023.

WINDSHIELDS
& FAIRINGSSADDLEBAGS
& LUGGAGESEATS &
SISSY BARS

EXHAUST

FUEL/AIR
SYSTEMS

ENGINE

TRANSMISSION,
CLUTCH LINE
& DRIVELINEGASKETS
& SEALS

ELECTRICAL

LIGHTING
& LICENSE
PLATESHANDLEBARS,
CONTROLS
& MIRRORS

CABLES

BRAKES &
BRAKE LINESTANKS &
OIL FILTERSDASHES
& GAUGESFRAMES &
SUSPENSION

FENDERS

FOOTRESTS &
FLOORBOARDSWHEELS
& AXLESCOVERS,
LOCKS &
GENERALAUDIO,
COMMUNICATION
& MOUNTS**KURYAKYN****COMFORT FRONT SHIFT LEVER**

- Extended design measures 13 mm (1/2") longer than stock, is angled to allow more natural shifting movement and frees up extra room on the floorboard
- Rugged aluminum construction
- Available in chrome or gloss black finish
- Sold each

PART #	DESCRIPTION
FOR 14-21 INDIAN MODELS (EXCEPT SCOUT, FTR AND CHALLENGER MODELS)	
1602-1392	Chrome

PART #	DESCRIPTION
FOR 14-21 INDIAN MODELS (EXCEPT SCOUT, FTR AND CHALLENGER MODELS) (CONT)	
1602-1393	Gloss black

**CLUTCH SHAFT ARM**


- Provides better clutch separation, smoother shifting and ease of finding neutral

PART #	DESCRIPTION
1132-1343	For 14-21 Chief/Chieftain/Springfield

**1601-0552****Joker
MACHINE****ADJUSTABLE SHIFT RODS**

- Adjustable shift rod changes your shift peg height up to 19 mm (0,75")
- CNC-machined billet aluminum construction
- Hard black or chrome-plated finishes
- Can be used with race-inspired lightweight cutouts or with the solid bar style showing
- Easy installation

PART #	DESCRIPTION
FOR 15-22 SCOUT AND 18-22 SCOUT BOBBER MODELS	
1601-0549	Black anodized
1601-0550	Chrome-plated

**1601-0497**

PART #	DESCRIPTION
FOR 18-22 SCOUT BOBBER MODELS WITH EXTENDED CONTROLS	
1601-0551	Black anodized
1601-0552	Chrome-plated

PART #	DESCRIPTION
FOR 15-22 SCOUT SIXTY	
1601-0497	Black
1601-0498	Chrome

**REAR DRIVE BELTS**

- BDL now offers Gates carbon X7N material for its rear belts
- The same brand used by Harley-Davidson since 1980 due to its reliability
- Teeth on the belts have a slick surface that is easy on pulleys
- Outer surface of the Gates belt is ribbed to help with flexibility

PART #	DESCRIPTION
1204-0232	For 14-21 Chief Classic/Chief Dark Horse/Chief Vintage
1204-0232	For 14-21 Chieftain/Chieftain Classic/Chieftain Dark Horse/Chieftain Elite/Chieftain Limited



- Higher reliability due to increased length stability and better pitch
- Higher resistance to humidity
- Higher tensile strength and robust construction

NOTE: No warranty claims are made or implied.

PART #	DESCRIPTION
1204-0232	For 15-21 Roadmaster/Roadmaster Classic
1204-0232	For 16-21 Springfield/Springfield Dark Horse

All part numbers in **BLUE** are new for 2023.

dragspecialties.eu / partseurope.eu

WINDSHIELDS
& FAIRINGSSADDLEBAGS
& LUGGAGESEATS &
SISSY BARS

EXHAUST

FUEL/AIR
SYSTEMS

ENGINE

TRANSMISSION,
CLUTCH LINE
& DRIVELINEGASKETS
& SEALS

ELECTRICAL

LIGHTING
& LICENSE
PLATESHANDLEBARS,
CONTROLS
& MIRRORS

CABLES

BRAKES &
BRAKE LINESTANKS &
OIL FILTERSDASHES
& GAUGESFRAMES &
SUSPENSION

FENDERS

FOOTRESTS &
FLOORBOARDSWHEELS
& AXLESCOVERS,
LOCKS &
GENERALAUDIO,
COMMUNICATION
& MOUNTS

1202-0171



1202-0174

**BELT GUARDS**

- Upper and lower belt guard provides a clean look
- All bores and millings are milled on the most modern 5-axis CNC machining centers and then the part is powdercoated black

PART #	DESCRIPTION
FOR 18-22 SCOUT BOBBER	
1202-0171	Lower belt guard
1202-0174	Upper belt guard



1201-0851

**PULLEY COVERS**

- CNC-machined from 6061 billet aluminum
- Hard black or chrome-plated finishes
- Race-inspired cutout design
- Mounting hardware included
- Replaces OEM #633277

PART #	DESCRIPTION
FOR 15-22 SCOUT/SCOUT SIXTY/SCOUT BOBBER	
1201-0851	Black
1201-0852	Chrome



1201-0852

**FORK AND DUST SEALS**

- High-quality performance fork and dust seals
- Check for seal dimension before ordering
- Sold in pairs

PART #	DESCRIPTION
FORK SEALS	
0407-0593	For 14-21 Chief/Chieftain/Roadmaster/ Springfield (46 mm Showa forks)
0407-0566	For 17-21 Scout Sixty, 15-21 Scout (41 mm Showa forks)



0407-0593



0407-0603

PART #	DESCRIPTION
DUST SEALS	
0407-0603	For 14-21 Chief/Chieftain/Roadmaster/ Springfield (46 mm Showa forks)

**FORK OIL SEALS AND DUST SEALS**

- Seal profile is engineered to create equal pressure in each seal lip; equalized seal pressure creates less drag and longer seal life
- MAX-LIFE material has a coefficient of friction up to three times less than the OEM seal material
- Triple-lip seal design
- Directional ribs allow seal to be installed easily
- Kit includes fork oil seals and dust seals; fork oil seals and dust seals kits also available separately

PART #	DESCRIPTION
OIL SEAL AND DUST SEAL KIT	
0407-0414	For 20 Challenger
OIL SEAL ONLY KIT	
0407-0451	For 20 Challenger
0407-0455	For 14-18 Chief Classic
0407-0455	For 14-21 Chief Vintage
0407-0455	For 14-22 Chieftain
0407-0455	For 15-22 Roadmaster
0407-0455	For 16-22 Springfield



0407-0455

PART #	DESCRIPTION
DUST SEAL ONLY KITS	
0407-0465	For 19-22 FTR 1200
0407-0465	For 20-22 FTR 1200 Rally
0407-0465	For 19 FTR 1200 Rally LE
0407-0465	For 19 FTR 1200 S
0407-0486	For 14-18 Chief Classic
0407-0486	For 14-21 Chief Vintage
0407-0486	For 14-22 Chieftain
0407-0486	For 15-22 Roadmaster
0407-0486	For 16-22 Springfield

0407-0486

All part numbers in **BLUE** are new for 2023.

WINDSHIELDS
& FAIRINGSSADDLEBAGS
& LUGGAGESEATS &
SISSY BARS

EXHAUST

FUEL/AIR
SYSTEMS

ENGINE

TRANSMISSION,
CLUTCH LINE
& DRIVELINEGASKETS
& SEALS

ELECTRICAL

LIGHTING
& LICENSE
PLATESHANDLEBARS,
CONTROLS
& MIRRORS

CABLES

BRAKES &
BRAKE LINESTANKS &
OIL FILTERSDASHES
& GAUGESFRAMES &
SUSPENSION

FENDERS

FOOTRESTS &
FLOORBOARDSWHEELS
& AXLESCOVERS,
LOCKS &
GENERALAUDIO,
COMMUNICATION
& MOUNTS

2104-0353

**8 MM CUSTOM-COLORED PLUG WIRES**

- Designer plug wire sets come in distinctive, highly visible colors
- Precut and have the plug/coil boots and terminals already installed
- Boots and wires are made from extra-high-temperature silicone, which gives protection up to 316 °C (600 °F)
- Spiro-Pro core provides up to 10 times the conductivity of a standard carbon-core wire

PART #	DESCRIPTION
2104-0353	FOR 14-21 INDIAN THUNDERSTROKE MODELS (86 CM/45,5 CM (34"/18") LEADS W/ 90° COIL BOOTS, 135° PLUG BOOTS) Black



2104-0354

- Low resistance means they run cooler and last 3-4 times longer than carbon-core wires
- Designed for electronic ignitions, but also work great on point types
- Available in prefitted styles
- Sold in pairs

PART #	DESCRIPTION
2104-0354	FOR 14-21 INDIAN THUNDERSTROKE MODELS (86 CM/45,5 CM (34"/18") LEADS W/ 90° COIL BOOTS, 135° PLUG BOOTS) (CONT) Blue

**PLUG WIRES**

- Constructed with silicone throughout the jacket, insulation and core to deliver high-temperature resistance
- Rated at SAE Class E J2031 with a continuous operating temperature of 232 °C (450 °F)



PART #	DESCRIPTION
2104-0296	For 09-13 Indian models (all)

IGNITION
PARTS**IRIDIUM IX****IRIDIUM IX SPARK PLUG**

- The ultimate in the evolution of spark plug technology and performance from the industry leader
- The iridium electrode is 25% smaller than a platinum electrode and it's just 1/4 the size of a conventional nickel electrode
- Ultra-small-diameter center electrode reduces voltage requirement and extends ignition system life
- Metal shell plating has enhanced anticorrosion qualities



PART #	NGK PART #	THREAD	REACH
2103-0573	LZMAR8AI-10	10 mm	1.04"

**IGNITION COIL**

- Increased spark energy
- Cost-effective replacement



PART #	MODEL
2102-0330	For all 14-20 Chief, Chieftain, Roadmaster, Springfield models, repl. OEM #4010425

2112-1151



2111-0210

**RECTIFIER/REGULATORS**

- OEM-style rectifier/regulators

PART #	DESCRIPTION
2112-1151	For all 14-20 Chief, Chieftain, Roadmaster, Springfield models; repl. OEM #4014300

PART #	DESCRIPTION
2111-0210	For 15-21 Scout, Scout Sixty and Scout Bobber models, repl. OEM# 4012941

DISCLAIMER: SEE PAGE 4 FOR IMPORTANT INFORMATION REGARDING CERTAIN WARRANTY AND EMISSION CONTROL REGULATION COMPLIANCE AND NOISE REGULATION INFORMATION.

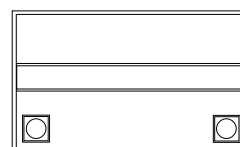


LITHIUM LIFEPO4 BATTERIES

- Innovative lithium-ion motorcycle and powersport batteries
- Designed for the most demanding riders looking for higher performance, safer performance, faster acceleration, reduced weight and a much longer battery life
- Very low self-discharge provide the possibility to start an engine after a very long period of storage; even in very cold temperature conditions
- Robust brass terminals for enhanced electrical performance
- Super fast charging capabilities
- Multi-position mounting (up to 180°)
- Very safe and environmental friendly
- Up to 70% lighter than lead acid batteries
- Waterproof design

- Heat temperature resistance up to 230 °C
- Ready to use; no need for preparation, just plug and play

PART #	DESCRIPTION
2113-0786	For 15-21 Scout/Scout Sixty (except 20 Scout 100th Anniversary Edition 1130)
2113-0786	For 19-21 Scout Bobber/Bobber Sixty/Bobber Twenty (except 18-20 Scout Bobber 1130)
2113-0786	For 19-22 FTR1200/S/Rally



PART #	YUASA REFERENCE #	CAPACITY (AH/10HR)	POWER (WH)	CCA (EN)	LENGTH (MM)	WIDTH (MM)	HEIGHT (MM)	TERMINAL CONFIGURATION
2113-0786	YTZ10S, YT12B-4, YT14B-4, YTX14AH, YB14A-A2, YTZ10S-BS, YT12B-BS, YT14B-BS, YTX14AH-BS, YB10A-A2, YB12A-A/B, YB12C-A, YB14-A2, YB14-B2, YB14A-A1/A2, 12N12A-4A-1	4	48	280	134	65	92	+

SLA MAX FACTORY-ACTIVATED AGM MAINTENANCE-FREE BATTERIES

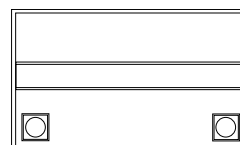
- Designed to offer maximum performance to big engine bikes equipped with lots of electronic accessories
- Superior capacity
- AGM construction (Absorbed Glass Material)
- VRLA battery (Valve Regulated Lead Acid)
- Sealed and factory activated
- Spillproof design
- Multi-positional fitment
- Ready and easy to use
- Increased power and extended life
- Extreme vibration resistance

PART #	DESCRIPTION
2113-0642	For 16-22 Chief Dark Horse, Springfield
2113-0642	For 20-22 Challenger/Challenger Dark Horse/Challenger Limited, 14-22 Chief Classic/Chief Vintage/Chieftain/Roadmaster
2113-0836	For 15-21 Scout/Scout Sixty (except 20 Scout 100th Anniversary Edition 1130)
2113-0836	For 19-21 Scout Bobber/Bobber Sixty/Bobber Twenty (except 18-20 Scout Bobber 1130)

PART #	YUASA REFERENCE #	CAPACITY AH (10HR)	CAPACITY AH (20HR)	CCA (EN) A (-18 °C)	LENGTH (MM)	WIDTH (MM)	HEIGHT (MM)	TERMINAL CONFIGURATION
2113-0836	YTX14AH	12	12,6	210	133	90	164	+
2113-0642	YTX20HL	20	21,1	290	176	87	153	-



2113-0642



DISCLAIMER: SEE PAGE 4 FOR IMPORTANT INFORMATION REGARDING CERTAIN WARRANTY AND EMISSION CONTROL REGULATION COMPLIANCE AND NOISE REGULATION INFORMATION.

WINDSHIELDS & FAIRINGS

SADDLEBAGS & LUGGAGE

SEATS & SISSY BARS

EXHAUST

FUEL/AIR SYSTEMS

ENGINE

TRANSMISSION, CLUTCH LINE & DRIVELINE

GASKETS & SEALS

ELECTRICAL

LIGHTING & LICENSE PLATES

HANDLEBARS, CONTROLS & MIRRORS

CABLES

BRAKES & BRAKE LINES

TANKS & OIL FILTERS

DASHES & GAUGES

FRAMES & SUSPENSION

FENDERS

FOOTRESTS & FLOORBOARDS

WHEELS & AXLES

COVERS, LOCKS & GENERAL

AUDIO, COMMUNICATION & MOUNTS

WINDSHIELDS
& FAIRINGSSADDLEBAGS
& LUGGAGESEATS &
SISSY BARS

EXHAUST

FUEL/AIR
SYSTEMS

ENGINE

TRANSMISSION,
CLUTCH LINE
& DRIVELINEGASKETS
& SEALS

ELECTRICAL

LIGHTING
& LICENSE
PLATESHANDLEBARS,
CONTROLS
& MIRRORS

CABLES

BRAKES &
BRAKE LINESTANKS &
OIL FILTERSDASHES
& GAUGESFRAMES &
SUSPENSION

FENDERS

FOOTRESTS &
FLOORBOARDSWHEELS
& AXLESCOVERS,
LOCKS &
GENERALAUDIO,
COMMUNICATION
& MOUNTS

SLA FACTORY-ACTIVATED AGM MAINTENANCE-FREE BATTERIES

- AGM construction (Absorbed Glass Material)
- VRLA battery (Valve Regulated Lead Acid)
- Sealed and Factory-Activated
- Spill-proof design
- Multi-positional fitment
- Ready and easy to use
- Increased power and extended life
- Extreme vibration resistance

PART #	DESCRIPTION
2113-0640	For 16-22 Chief Dark Horse, Springfield
2113-0640	For 20-22 Challenger/Challenger Dark Horse/Challenger Limited, 14-22 Chief Classic/Chief Vintage/Chieftain/Roadmaster
2113-0637	For 15-21 Scout/Scout Sixty (except 20 Scout 100th Anniversary Edition 1130)
2113-0637	For 19-21 Scout Bobber/Bobber Sixty/Bobber Twenty (except 18-20 Scout Bobber 1130)

PART #	YUASA REFERENCE #	CAPACITY (AH/10HR)	CAPACITY (AH/20R)	CCA (EN) A (-18 °C)	LENGTH (MM)	WIDTH (MM)	HEIGHT (MM)	TERMINAL CONFIGURATION	
2113-0834	YB7-A	8	8,4	105	135	75	133	+	-
2113-0835	YB12A-A2	12	12,6	155	134	80	160	+	-
2113-0637	YTX14AH	12	12,6	210	135	90	167	+	-
2113-0640	YTX20HL	18	18,9	310	175	87	155	-	+



2113-0448



2113-0449



2113-0450



DRAG SPECIALTIES HIGH PERFORMANCE BATTERIES

- Specifically designed for high-performance engines that need extra cranking power
- Superior engineering features include an AGM (Absorbed Glass-Mat) radial grid design for maximum cranking amps
- High vibration resistance
- Spill-proof, pre-filled, pre-charged, maintenance-free sealed design
- Batteries include brass spacers, stainless steel nuts, bolts and star washers

NOTE: Factory-Activated batteries should be charged once a month when not in service.

PART #	DESCRIPTION
2113-0449	For 20-22 Challenger, 16-22 Chief Dark Horse, Springfield
2113-0449	For 14-22 Chief Classic/Chief Vintage/Chieftain/Roadmaster
2113-0450	For 12-13 Chief Classic/Vintage/Dark Horse
2113-0448	For 09-11 Chief (all models)
2113-0450	For 02-03 Chief
2113-0448	For 02-03 Scout/Spirit
2113-0448	For all 99-01 models

FACTORY-ACTIVATED PART #	YUASA REFERENCE #	COLD CRANKING AMPS	LENGTH	WIDTH	HEIGHT	TERMINAL CONFIGURATION	
2113-0448	YTX20H-BS	310	17,5 cm (6 ⁷ / ₈ "	87 mm (3 ⁷ / ₁₆ "	15,5 cm (6 ¹ / ₈ "	+	-
2113-0449	YTX20HL-BS	310	17,5 cm (6 ⁷ / ₈ "	87 mm (3 ⁷ / ₁₆ "	15,5 cm (6 ¹ / ₈ "	-	+
2113-0450	YTX24HL-BS	350	20,5 cm (8 ¹ / ₈ "	87 mm (3 ⁷ / ₁₆ "	16 cm (6 ³ / ₈ "	-	+

DISCLAIMER: SEE PAGE 4 FOR IMPORTANT INFORMATION REGARDING CERTAIN WARRANTY AND EMISSION CONTROL REGULATION COMPLIANCE AND NOISE REGULATION INFORMATION.


HIGH-PERFORMANCE AGM MAINTENANCE-FREE BATTERIES

- This new generation of maintenance-free batteries delivers higher cranking amps for vehicles that require extra starting power
- Additional cranking amps make these one of the most powerful batteries on the market
- Acid pack included

PART #	DESCRIPTION
YTX20HL-BS	For 20-22 Challenger, 16-22 Chief Dark Horse, Springfield
YTX20HL-BS	For 14-22 Chief Classic/Chief Vintage/Chieftain/Roadmaster
YTX24HL-BS	For 12-13 Chief Classic/Vintage/Dark Horse
YTX20H-BS	For 09-11 Chief (all models)
YTX24HL-BS	For 02-03 Chief
YTX20H-BS	For 02-03 Scout/Spirit
YTX20H-BS	For all 99-01 models

PART #	YUASA REFERENCE	CAPACITY AH (10H-R)	REGULAR CHARGE CURRENT (AMP)	COLD CRANKING AMPS @ -18° C	LENGTH	WIDTH	HEIGHT	APPROX. WEIGHT W/ ACID	TERMINAL CONFIGURATION
YTX20H-BS	YTX20H-BS	18	1,8	310	175 mm	87 mm	155 mm	6,8 kg	+
YTX20HL-BS	YTX20HL-BS	18	1,8	310	175 mm	87 mm	155 mm	6,8 kg	+
YTX24HL-BS	YTX24HL-BS	21	2,1	350	205 mm	87 mm	162 mm	8 kg	+

YTX20HL-BS



AGM MAINTENANCE-FREE BATTERIES


- Special absorbed-glass mat battery eliminates water loss, permitting the battery to be permanently sealed once it is filled with acid
- Truly the world's finest "install it and forget it" motorcycle battery
- Acid pack included, except where noted as Factory-Activated

NOTE: Factory-Activated batteries should be charged once a month when not in service.

PART #	DESCRIPTION
YTX20L-BS	For 20-22 Challenger, 16-22 Chief Dark Horse, Springfield
YTX20L-BS	For 14-22 Chief Classic/Chief Vintage/Chieftain/Roadmaster
YTX-20BS	For 09-11 Chief (all models)
2113-0761	For 09-11 Chief (all models)
YTX-20BS	For 02-03 Scout/Spirit
2113-0761	For 02-03 Scout/Spirit
YTX-20BS	For all 99-01 models
2113-0761	For all 99-01 models

PART #	YUASA REFERENCE #	CAPACITY AH (10H-R)	COLD CRANKING AMPS @ -18° C	LENGTH	WIDTH	HEIGHT	APPROX. WEIGHT W/ ACID (LB.)	TERMINAL CONFIGURATION
YTX-20BS	YTX20-BS	18	270	175 mm	87 mm	155 mm	6,3 kg	+
2113-0761	YTX20 (Factory-Activated)	18	270	175 mm	87 mm	155 mm	6,3 kg	+
YTX20L-BS	YTX20L-BS	18	270	175 mm	87 mm	155 mm	6,3 kg	+

YTX-20BS



DISCLAIMER: SEE PAGE 4 FOR IMPORTANT INFORMATION REGARDING CERTAIN WARRANTY AND EMISSION CONTROL REGULATION COMPLIANCE AND NOISE REGULATION INFORMATION.

WINDSHIELDS & FAIRINGS

SADDLEBAGS & LUGGAGE

SEATS & SISSY BARS

EXHAUST

FUEL/AIR SYSTEMS

ENGINE

TRANSMISSION, CLUTCH LINE & DRIVELINE

GASKETS & SEALS

ELECTRICAL

LIGHTING & LICENSE PLATES

HANDLEBARS, CONTROLS & MIRRORS

CABLES

BRAKES & BRAKE LINES

TANKS & OIL FILTERS

DASHES & GAUGES

FRAMES & SUSPENSION

FENDERS

FOOTRESTS & FLOORBOARDS

WHEELS & AXLES

COVERS, LOCKS & GENERAL

AUDIO, COMMUNICATION & MOUNTS

WINDSHIELDS
& FAIRINGSSADDLEBAGS
& LUGGAGESEATS &
SISSY BARS

EXHAUST

FUEL/AIR
SYSTEMS

ENGINE

TRANSMISSION,
CLUTCH LINE
& DRIVELINEGASKETS
& SEALS

ELECTRICAL

LIGHTING
& LICENSE
PLATESHANDLEBARS,
CONTROLS
& MIRRORS

CABLES

BRAKES &
BRAKE LINESTANKS &
OIL FILTERSDASHES
& GAUGESFRAMES &
SUSPENSION

FENDERS

FOOTRESTS &
FLOORBOARDSWHEELS
& AXLESCOVERS,
LOCKS &
GENERALAUDIO,
COMMUNICATION
& MOUNTS**POWER BOX**

- The Power Box makes life easier for all
- It is a compact and powerful battery that can be put inside any motorcycle trunk, glove box, adventurer backpack or student bag
- It ensures you can always start your vehicles and charge your mobile devices
- The LED flashlight function provides three blinking modes with SOS, strobe and normal constant light
- All of these features make the Power Box a perfect backup power solution to keep close anytime
- 12000 mAh Lithium-Ion battery
- Smart cables, very safe
- Jump starts twenty times before recharge

- Jump start gas engines up to 5 liter - 5000cc and diesel engines up to 2.5 liter - 2500cc
- USB power supply: 5V 2.1A for mobile devices and 12V 10A for vehicles
- Rechargeable with cigar plug or electric charge
- 170 mm L x 82 mm W x 32 mm H

PART #**2113-0806****DESCRIPTION**

Power Box

**3807-0469****YUASA BATTERY****YU-POWER™ INTELLIGENT LEAD ACID 12V BATTERY CHARGERS**

- Multi-stage and proportional timed charging management
- Suitable for VRLA, automotive and motorcycle batteries
- High-frequency switch mode design
- Multi-level charging protection
- Turbo to UK plug adaptor included

PART #**3807-0468****DESCRIPTION**

2A 12V charger

PART #**3807-0469****DESCRIPTION**

4A 12V charger

DAYTONA**SLIM MOUNT USB TYPE-C**

- Dedicated 12VDC automotive device
- Thin body provides a sleek fit to your vehicle
- Works with most switches
- Clamp compatible with handlebar diameters of 22,2 mm/25,4 mm
- Safe design with 5A fuse
- Overcurrent protection feature
- Reversed-connection prevention feature
- Input DC12V
- Output 5V/3A, 9V/2A, 12V/1.5A
- Max Power 18W
- Supported USB Power Delivery (USB PD) 3.0
- Components: 1 USB power supply body, 1 transformer (USB PD 3.0 installed), 1 screw (USB PD 3.0 installed), 1 plastic spacer (22,2 mm), 1 red extension wire (1200 mm), 1 black extension wire (800 mm), 1 brake switch branching wire (270 mm), 1 wire connector (Compatible wires: 18-14 AWG, 0.75-2 sq), 2 cable ties (150 mm), 1 glass tube fuse

**PART #****2130-0340****DESCRIPTION**

Type-C slim mount USB charger, single port

DISCLAIMER: SEE PAGE 4 FOR IMPORTANT INFORMATION REGARDING CERTAIN WARRANTY AND EMISSION CONTROL REGULATION COMPLIANCE AND NOISE REGULATION INFORMATION.

DAYTONA**2130-0337****2130-0338****SLIM-MOUNT USB POWER SOCKETS**

- USB power socket 13,5 mm thick and a clean appearance
- Handle clamps are compatible with a wide range of vehicles
- DC12V input voltage
- 4,8-5,2 output voltage

PART #	DESCRIPTION	PART #	DESCRIPTION
2130-0337	1 port socket	2130-0338	2 port socket

USB CHARGER TYPE-C

- Dedicated 12VDC automotive device
- Thin design provides a sleek fit
- Output: 5V/3A, 9V/2A, 12V/1.5A
- Easily connects the wiring with the included brake switch branching wire
- Fits handlebars with diameters of 16 mm-32 mm
- Safe design with 5A fuse
- Overcurrent protection feature
- Components: 1 USB power supply body, 1 transformer, 1 plastic base, 1 extension wire (Red, 1200 mm), 1 extension wire (black, 800 mm), 1 brake switch branching wire (270 mm), 1 double sided tape (12 x 12 mm), 1 wire connector (Compatible wires: 18-14 AWG, 0.75-2 sq), 2 cable ties (150 mm), 1 release-type cable tie (150 mm), 1 glass tube fuse



PART #	DESCRIPTION
2130-0339	Type-C USB charger

**2130-0341****2130-0342****USB CHARGER TYPE-A**

- Dedicated 12VDC automotive device
- Output: 5V/2.4A
- Easily connect the wiring with the included brake switch branching wire (works with most switches)
- Clamp is compatible with handlebar diameters of 16 mm-32 mm
- Safe design with 3A fuse
- Overcurrent protection feature

PART #	DESCRIPTION
2130-0341	Type-A USB charger, single-port

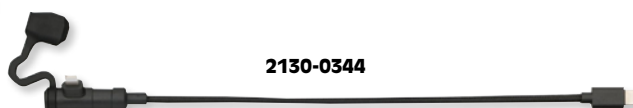
- Reversed-connection protection feature
- Components: 1 USB power supply body, 1 transformer, 1 glass tube fuse (3A), 1 plastic base, 1 red extension wire (1200 mm), 1 brake switch branching wire (270 mm), 1 black extension wire, 1 double side tape (12 x 12 mm), 2 cable tie (150 mm), 1 release-type cable tie

PART #	DESCRIPTION
2130-0342	Dual-port

2130-0343**USB CABLE**

- L-shaped
- Wire length 200 mm
- 18W (5V/3A, 9V/2A, 12V/1.5A)

PART #	DESCRIPTION	PART #	DESCRIPTION
2130-0343	Type-C/Type-C	2130-0345	Type-A/Type-C
2130-0344	Type-C/Lightning	2130-0346	Type-A/Lightning

2130-0344

DISCLAIMER: SEE PAGE 4 FOR IMPORTANT INFORMATION REGARDING CERTAIN WARRANTY AND EMISSION CONTROL REGULATION COMPLIANCE AND NOISE REGULATION INFORMATION.

WINDSHIELDS
& FAIRINGSSADDLEBAGS
& LUGGAGESEATS &
SISSY BARS

EXHAUST

FUEL/AIR
SYSTEMS

ENGINE

TRANSMISSION,
CLUTCH LINE
& DRIVELINEGASKETS
& SEALS**ELECTRICAL**LIGHTING
& LICENSE
PLATESHANDLEBARS,
CONTROLS
& MIRRORS

CABLES

BRAKES &
BRAKE LINESTANKS &
OIL FILTERSDASHES
& GAUGESFRAMES &
SUSPENSION

FENDERS

FOOTRESTS &
FLOORBOARDSWHEELS
& AXLESCOVERS,
LOCKS &
GENERALAUDIO,
COMMUNICATION
& MOUNTS

WINDSHIELDS
& FAIRINGSSADDLEBAGS
& LUGGAGESEATS &
SISSY BARS

EXHAUST

FUEL/AIR
SYSTEMS

ENGINE

TRANSMISSION,
CLUTCH LINE
& DRIVELINEGASKETS
& SEALS

ELECTRICAL

LIGHTING
& LICENSE
PLATESHANDLEBARS,
CONTROLS
& MIRRORS

CABLES

BRAKES &
BRAKE LINESTANKS &
OIL FILTERSDASHES
& GAUGESFRAMES &
SUSPENSION

FENDERS

FOOTRESTS &
FLOORBOARDSWHEELS
& AXLESCOVERS,
LOCKS &
GENERALAUDIO,
COMMUNICATION
& MOUNTS**ARLEN
NESS****FINNED HORN COVERS**

- CNC-machined from billet aluminum with a chrome finish
- 3D-sculpted design matches the finned rocker boxes on 111" or 116" Thunder Stroke® engines
- Includes chrome hardware

PART #**2107-0285****DESCRIPTION**

For all 18-20 models w/ 111" or 116" Thunder Stroke engines

**PART #****2110-0582****DESCRIPTION**

For 14-21 Indian models (except Challenger, Scout and FTR)

KURYAKYN**STARTER COVER**

- Chrome-plated die-cast aluminum construction
- Simple bolt-on installation
- All necessary hardware included

SHOW CHROME®**ROCKER SWITCH**

- Switch has 8A @ 12V load on one side and 10A @ 30V load on other
- Measures approximately 0.480" x 1.072"
- Available in black

**PART #****2106-0385****DESCRIPTION**

Rocker switch

**MINIATURE THERMAL SWITCHES**

- Switch on any 12V-powered accessory at the preset temperature
- Thermal switch is naturally open (off) to switch on 12V-powered accessory at preset temperature
- Available presets: 82/88/93 °C (180/190/200 °F)
- NPT 1/8" threaded probe end plumbs into hot oil source to access heat for activation
- Simple brass prongs offer easy wire connections
- Sold each

PART #**0713-0220****DESCRIPTION**

82 °C (180 °F) preset switch

PART #**0713-0221****DESCRIPTION**

88 °C (190 °F) preset switch

PART #**0713-0222****DESCRIPTION**

93 °C (200 °F) preset switch

0713-0220

DISCLAIMER: SEE PAGE 4 FOR IMPORTANT INFORMATION REGARDING CERTAIN WARRANTY AND EMISSION CONTROL REGULATION COMPLIANCE AND NOISE REGULATION INFORMATION.



AUXILIARY HANDLEBAR MOUNTED ON/OFF SWITCHES

- Provides access for powering auxiliary driving lights or accessory lighting
- Rubber switch is built into chrome or gloss black clamp
- 18 AWG 152 cm (60") wire leads
- Simple, two-wire hookup
- All hardware included

PART #	DESCRIPTION
FOR UNIVERSAL 12 VDC SYSTEMS W/ 22 MM (7/8"), 25 MM (1") OR 32 MM (1 1/4") HANDLEBARS	
2106-0579	Chrome

PART #	DESCRIPTION
FOR UNIVERSAL 12 VDC SYSTEMS W/ 22 MM (7/8"), 25 MM (1") OR 32 MM (1 1/4") HANDLEBARS (CONT)	
2106-0580	Gloss black



457 MM (18") HANDLEBAR CONTROL EXTENSION HARNESS

- Allows for handlebars up to 508 mm (20") tall
- Kit includes OEM color wire with pre-installed terminals, heat shrink and three OEM connectors
- Requires soldering

PART #	DESCRIPTION
2120-1057	For 15-21 Indian models only



610 MM (24") HANDLEBAR EXTENSION HARNESSES

- Complete plug-and-play kit includes Throttle-By-Wire and all the items needed to successfully extend the wiring to a set of OEM handlebar switches

PART #	DESCRIPTION
2120-0867	For 14-17 Chief, Springfield

PART #	DESCRIPTION
2120-0868	For 14-17 Chieftan, Roadmaster



DISCLAIMER: SEE PAGE 4 FOR IMPORTANT INFORMATION REGARDING CERTAIN WARRANTY AND EMISSION CONTROL REGULATION COMPLIANCE AND NOISE REGULATION INFORMATION.

WINDSHIELDS & FAIRINGS

SADDLEBAGS & LUGGAGE

SEATS & SISSY BARS

EXHAUST

FUEL/AIR SYSTEMS

ENGINE

TRANSMISSION, CLUTCH LINE & DRIVELINE

GASKETS & SEALS

ELECTRICAL

LIGHTING & LICENSE PLATES

HANDLEBARS, CONTROLS & MIRRORS

CABLES

BRAKES & BRAKE LINES

TANKS & OIL FILTERS

DASHES & GAUGES

FRAMES & SUSPENSION

FENDERS

FOOTRESTS & FLOORBOARDS

WHEELS & AXLES

COVERS, LOCKS & GENERAL

AUDIO, COMMUNICATION & MOUNTS

WINDSHIELDS
& FAIRINGSSADDLEBAGS
& LUGGAGESEATS &
SISSY BARS

EXHAUST

FUEL/AIR
SYSTEMS

ENGINE

TRANSMISSION,
CLUTCH LINE
& DRIVELINEGASKETS
& SEALS

ELECTRICAL

LIGHTING
& LICENSE
PLATESHANDLEBARS,
CONTROLS
& MIRRORS


CABLES

BRAKES &
BRAKE LINESTANKS &
OIL FILTERSDASHES
& GAUGESFRAMES &
SUSPENSION

FENDERS

FOOTRESTS &
FLOORBOARDSWHEELS
& AXLESCOVERS,
LOCKS &
GENERALAUDIO,
COMMUNICATION
& MOUNTS**ISOLATOR MODULE**

- Total isolation of all lighting and electrical accessories from vehicle
- Short circuit protection of all outputs without any relays or fuses
- Plug-and-play
- 45 amp max total capacity
- Left turn, right turn, brake, battery, accessory power inputs

**2050-0296**

- Isolated outputs: left turn, right turn, brake, run/accessory
- Isolated integrated output: turn/brake output
- Isolated 4-pin trailer output


PART #	DESCRIPTION
2050-0296	For 15-22 Chieftain, Chieftain Dark Horse/Chieftain Classic/Chieftain Limited/Chieftain Elite/Springfield/Springfield Dark Horse/Roadmaster/Roadmaster Classic/Roadmaster Limited/Roadmaster Elite, 21 Vintage/Vintage Dark Horse, and 15-20 Chief/Chief Classic/Chief Dark Horse/Chief Vintage
2050-0447	For 20-22 Challenger/Challenger Dark Horse/Challenger Limited, 22 Chief models

2050-0374**KURYAKYN****REAR SIGNAL SPLITTER MODULES**

- Easily install any Kuryakyn by Kellermann or other custom LED turn signals
- Available in two versions to accommodate any custom turn signal application
- Modules are plug-and-play into stock wiring harness and stock taillight remains in place
- Custom turn signals need to be hardwired to pigtails that can then be plugged into the module outputs
- 3-wire: (run power, brake and turn power, and ground) allows replacement of stock amber turn signals with red custom turn signals for additional run and brake and turn lighting to the rear of the bike

- 4-wire: (run power, brake power, turn power and ground) allows removal of stock amber turn signals to replace with custom turn signals that provide additional red run, red brake, as well as amber (or red) turn lighting to the rear of the bike
- Sold each

PART #	DESCRIPTION	PART #	DESCRIPTION
FOR 15-20 SCOUT MODELS (EXCEPT BOBBER, BOBBER SIXTY AND BOBBER TWENTY)		FOR 15-20 SCOUT MODELS (EXCEPT BOBBER, BOBBER SIXTY AND BOBBER TWENTY) (CONT)	
2050-0373	3-wire	2050-0374	4-wire

**HEADLIGHT ADAPTER**

- Plug-n-play installation
- Works with OEM headlights

PART #	DESCRIPTION
2120-1111	For 20-22 Indian models w/ OEM headlights (except Scout, FTR)

**INDIAN Y-POWER ADAPTOR HARNESS**

- Plug-n-play installation

PART #	DESCRIPTION
2120-1113	For all 14-17 Indian models

**Y-HARNESS FOR DAYTIME RUNNING LIGHTS AND WARBONNET**

- Plug-n-play installation



PART #	DESCRIPTION
2120-1112	For 14-22 Indian models

DISCLAIMER: SEE PAGE 4 FOR IMPORTANT INFORMATION REGARDING CERTAIN WARRANTY AND EMISSION CONTROL REGULATION COMPLIANCE AND NOISE REGULATION INFORMATION.



2020-0463



2020-0464

motogadget

mo.FLASH DIGITAL FLASHER

- Replaces all conventional flasher relays; only uses two cables
- Perfect for custom bikes and modifications with limited space
- Route through the handlebar, frame tubing or in the cable harness
- Constant and correct flashing rate; suitable for almost all LED blinkers and all micro-blinkers
- Works with four signal lights or two handlebar end blinkers and has an immediate, lossless flasher response
- Features an automatic overload protection; does not generate heat during operation

- Takes 5V to 18V to operate; suitable for 6V flashers
- Water- and short circuit-proof
- Does not require load resistors or similar accessories
- PART #2020-0463 is suitable for all LED blinkers, micro blinkers, halogen blinkers and bulb blinkers from 1W-100W
- mo.wave (PART #2020-0464) is the first flasher relay to allow a smooth fade in/fade out with your flash lights

PART #	DESCRIPTION
2020-0463	mo.flash digital relay

PART #	DESCRIPTION
2020-0464	mo.wave digital relay



2040-2875

DAYTONA

IC RELAYS

- Three terminals
- 85 flash/min
- 12VDC
- Output range of 0,1-100 W
- Measure 38 mm L x 28,4 mm H x 17,5 mm W

PART #	DESCRIPTION
2040-2875	IC relay w/ connector

PART #	DESCRIPTION
2040-2876	IC relay w/ position/hazard lights



2120-0547



2120-0548



POSI-LOCK® WIRE CONNECTORS

- Superior connection to crimping
- Wire ends are locked between opposing cone shapes when hand-tightened

PART #	DESCRIPTION
2120-0547	Lock it 18-24 gauge (9-pack)

PART #	DESCRIPTION
2120-0548	Tap it 20-22 gauge (6-pack)

DISCLAIMER: SEE PAGE 4 FOR IMPORTANT INFORMATION REGARDING CERTAIN WARRANTY AND EMISSION CONTROL REGULATION COMPLIANCE AND NOISE REGULATION INFORMATION.

WINDSHIELDS
& FAIRINGSSADDLEBAGS
& LUGGAGESEATS &
SISSY BARS

EXHAUST

FUEL/AIR
SYSTEMS

ENGINE

TRANSMISSION,
CLUTCH LINE
& DRIVELINEGASKETS
& SEALS

ELECTRICAL

LIGHTING
& LICENSE
PLATESHANDLEBARS,
CONTROLS
& MIRRORS

CABLES

BRAKES &
BRAKE LINESTANKS &
OIL FILTERSDASHES
& GAUGESFRAMES &
SUSPENSION

FENDERS

FOOTRESTS &
FLOORBOARDSWHEELS
& AXLESCOVERS,
LOCKS &
GENERALAUDIO,
COMMUNICATION
& MOUNTS

WINDSHIELDS
& FAIRINGSSADDLEBAGS
& LUGGAGESEATS &
SISSY BARS

EXHAUST

FUEL/AIR
SYSTEMS

ENGINE

TRANSMISSION,
CLUTCH LINE
& DRIVELINEGASKETS
& SEALS

ELECTRICAL

LIGHTING
& LICENSE
PLATESHANDLEBARS,
CONTROLS
& MIRRORS

CABLES

BRAKES &
BRAKE LINESTANKS &
OIL FILTERSDASHES
& GAUGESFRAMES &
SUSPENSION

FENDERS

FOOTRESTS &
FLOORBOARDSWHEELS
& AXLESCOVERS,
LOCKS &
GENERALAUDIO,
COMMUNICATION
& MOUNTS

SOLDERLESS WIRE CONNECTORS

- No soldering gun required
- Low-heat solder melts with just a heat gun and shrinks the tubing for a watertight seal
- Waterproof, solderless heat shrink wire connectors come in four different sizes: yellow (AWG 10-12), blue (AWG 14-16), red (AWG 18-22) and white (AWG 24-26)
- PART #2120-0954 is a reclosable plastic box including 40 pieces red AWG 18-22, 40 pieces blue AWG 14-16, 10 pieces white AWG 24-26 and 10 pieces yellow AWG 10-12
- PART #2120-0955 contains 100 individual retail packs of the connectors: 15 packs (6 pcs./pack) white AWG 24-26, 32 packs (6 pcs./pack) red AWG 18-22, 35 packs (5 pcs./pack) blue AWG 14-16 and 5 packs (5 pcs./pack) yellow AWG 10-12
- Perfect for the service department or checkout counter in a wide-mouth, clear plastic jar

PART #	DESCRIPTION
100 PACKS	
2120-0969	White AWG 24-26 (6pcs./pack)
2120-0970	Red AWG 18-22 (6pcs./pack)
2120-0971	Blue AWG 14-16 (5pcs./pack)
2120-0972	Yellow AWG 10-12 (5pcs./pack)
20 PACKS	
2120-1048	White AWG 24-26 (6pcs./pack)
2120-1049	Red AWG 18-22 (6pcs./pack)
2120-1050	Blue AWG 14-16 (5pcs./pack)
2120-1051	Yellow AWG 10-12 (5pcs./pack)

2120-1053

2120-1048

2120-0954

2120-0955

- Packs are individually labeled with bar codes to make it easy to deal with at the counter or for the service department; no individual pieces
- Available in single packs, or packs of 20 or 100 (each pack includes 5- or 6-piece bags); see chart for options

PART #	DESCRIPTION
SINGLE PACKS	
2120-1052	White AWG 24-26 (6pcs./pack)
2120-1053	Red AWG 18-22 (6pcs./pack)
2120-1054	Blue AWG 14-16 (5pcs./pack)
2120-1055	Yellow AWG 10-12 (5pcs./pack)
ASSORTMENT KITS	
2120-0954	100 Individual pcs. assortment kit in reclosable plastic box
2120-0955	Connector assortment jar, 100 total packs of four sizes



HI-TEMP SHRINK TUBES

- Professional grade, military spec, flexible polyolefin tubing
- Provides excellent protection from dirt, dust, solvents and foreign materials
- Also provides strain relief
- 3:1 shrink ratio without reduction to original length

PART #	DESCRIPTION
SHRINK TUBES	
2120-1081	3 mm x 122 cm (4')
2120-1082	6 mm x 122 cm (4')
2120-1083	3 mm/6 mm x 122 cm (4')
2120-1076	9 mm x 122 cm (4')
2120-1077	12 mm x 122 cm (4')
2120-1078	18 mm x 122 cm (4')

2120-1081

2120-1079

2120-1077

2120-1086

PART #	DESCRIPTION
SHRINK TUBES (CONT)	
2120-1079	24 mm x 122 cm (4')
2120-1080	9 mm/12 mm/18 mm/24 mm x 61 cm (2')
SHRINK TUBE SPOOLS	
2120-1088	3 mm x 15,2 m (50')
2120-1089	6 mm x 15,2 m (50')

PART #	DESCRIPTION
SHRINK TUBE SPOOLS (CONT)	
2120-1084	9 mm x 15,2 m (50')
2120-1085	12 mm x 15,2 m (50')
2120-1086	18 mm x 15,2 m (50')
2120-1087	24 mm x 15,2 m (50')



BOOM MAT TAPE

- 2 mm thick butyl with .004" black finish
- Easy to remove clear release liner
- Perfect for covering seams/gaps, spot coverage for vibration and securing/protecting cables, wires and lines
- 50,8 mm x 6,1 m (2" x 20') roll

PART #
0521-1879

DESCRIPTION
Boom mat tape

DISCLAIMER: SEE PAGE 4 FOR IMPORTANT INFORMATION REGARDING CERTAIN WARRANTY AND EMISSION CONTROL REGULATION COMPLIANCE AND NOISE REGULATION INFORMATION.

J.W. SPEAKER**ADAPTIVE
2 SERIES****2001-1775****2001-1774**

18 CM (7'') LED ADAPTIVE 2 HEADLIGHTS

- The improved Adaptive 2 series headlights allow for the adaptive technology when using high beam, as well as low beam
- Senses leaning angles up to 30° and dynamically fills in dark areas while turning
- Direct replacement for most 18 cm (7'') headlights, retrofits PAR56 headlights
- Superior visibility, safety and durability

- Easy plug-n-play H4-style connector
- Die-cast aluminum housing
- 1600 lumen output (high beam), 1020 lumen output (low beam)
- Includes mount kit for easy installation
- ECE approved

PART #	DESCRIPTION
FOR 14-18 CHIEF CLASSIC, 14-21 CHIEF VINTAGE, 14-21 CHIEFTAIN, 16-21 SPRINGFIELD, 15-21 ROADMASTER, 16-21 CHIEF DARK HORSE, 16-21 CHIEFTAIN DARK HORSE, 17-21 ROADMASTER CLASSIC	
2001-1775	Black
2001-1776	Chrome

PART #	DESCRIPTION
FOR 14-18 CHIEF CLASSIC, 14-21 CHIEF VINTAGE, 14-21 CHIEFTAIN, 16-21 SPRINGFIELD, 15-21 ROADMASTER, 16-21 CHIEF DARK HORSE, 16-21 CHIEFTAIN DARK HORSE, 17-21 ROADMASTER CLASSIC (CONT)	
2001-1773	Replacement black headlight
2001-1774	Replacement chrome headlight

**2001-1777**

18 CM (7'') PEDESTAL MOUNT LED ADAPTIVE 2 HEADLIGHTS

- The improved Adaptive 2 series headlights allow for the adaptive technology when using high beam, as well as low beam
- Senses leaning angles up to 30° and dynamically fills in dark areas while turning
- Unique design does not require a headlight shell to mount
- Pedestal mount accepts most 19 mm (3/4'') headlight mounting blocks
- Direct replacement for most 18 cm (7'') headlights, retrofits PAR56 headlights

- Superior visibility, safety and durability
- Hardwire connection
- Die-cast aluminum housing
- 1600 lumen output (high beam), 1020 lumen output (low beam)
- ECE approved

PART #	DESCRIPTION
2001-1777	Black

PART #	DESCRIPTION
2001-1778	Chrome

**2001-1778**All part numbers in **BLUE** are new for 2023.WINDSHIELDS
& FAIRINGSSADDLEBAGS
& LUGGAGESEATS &
SISSY BARS

EXHAUST

FUEL/AIR
SYSTEMS

ENGINE

TRANSMISSION,
CLUTCH LINE
& DRIVELINEGASKETS
& SEALS

ELECTRICAL

**LIGHTING
& LICENSE
PLATES**HANDLEBARS,
CONTROLS
& MIRRORS

CABLES

BRAKES &
BRAKE LINESTANKS &
OIL FILTERSDASHES
& GAUGESFRAMES &
SUSPENSION

FENDERS

FOOTRESTS &
FLOORBOARDSWHEELS
& AXLESCOVERS,
LOCKS &
GENERALAUDIO,
COMMUNICATION
& MOUNTS

- WINDSHIELDS & FAIRINGS
- SADDLEBAGS & LUGGAGE
- SEATS & SISSY BARS
- EXHAUST
- FUEL/AIR SYSTEMS
- ENGINE
- TRANSMISSION, CLUTCH LINE & DRIVELINE
- GASKETS & SEALS
- ELECTRICAL
- LIGHTING & LICENSE PLATES
- HANDLEBARS, CONTROLS & MIRRORS
- CABLES
- BRAKES & BRAKE LINES
- TANKS & OIL FILTERS
- DASHES & GAUGES
- FRAMES & SUSPENSION
- FENDERS
- FOOTRESTS & FLOORBOARDS
- WHEELS & AXLES
- COVERS, LOCKS & GENERAL
- AUDIO, COMMUNICATION & MOUNTS



2001-1768



2001-1769



18 CM (7") EVO 2 DUAL BURN HEADLIGHTS

- Direct replacement for most 18 cm (7") PAR56 headlights
- Dual burn technology provides the rider with the spread of the low beam and the punch of the high beam simultaneously
- 1260 lumen output (high beam), 750 lumen output (low beam)
- Easy, plug-n-play H4-style connector
- Die-cast aluminum housing
- Includes mounting ring for easy installation
- ECE approved



2001-1106

PART #	DESCRIPTION
FOR 14-18 CHIEF CLASSIC, 14-21 CHIEF VINTAGE, 14-21 CHIEFTAIN, 16-21 SPRINGFIELD, 15-21 ROADMASTER, 16-21 CHIEF DARK HORSE, 16-21 CHIEFTAIN DARK HORSE, 17-21 ROADMASTER CLASSIC	
2001-1768	Black
2001-1769	Chrome

PART #	DESCRIPTION
FOR 14-18 CHIEF CLASSIC, 14-21 CHIEF VINTAGE, 14-21 CHIEFTAIN, 16-21 SPRINGFIELD, 15-21 ROADMASTER, 16-21 CHIEF DARK HORSE, 16-21 CHIEFTAIN DARK HORSE, 17-21 ROADMASTER CLASSIC (CONT)	
2001-1106	Mount kit



2001-2384



2001-2385



18 CM (7") LED HEADLIGHTS

- Direct replacement for most 18 cm (7") headlights, retrofits PAR56 headlights
- Superior visibility, safety and durability
- Easy plug-n-play H4-style connector
- Die-cast aluminum housing
- 1600 lumen output (high beam), 1020 lumen output (low beam)
- ECE approved

PART #	DESCRIPTION	PART #	DESCRIPTION
2001-2384	Chrome	2001-2385	Black

All part numbers in **BLUE** are new for 2023.

2001-2409



PROBEAM 18 CM (7'') ADAPTIVE 2 LED HEADLAMPS

- Round headlamp with polycarbonate lens
- Die-cast aluminum housing
- Adaptive, plug-and-play technology
- DOT/ECE compliant

NOTE: PART #2001-2291 is required for 20-21 Challenger/
Roadmaster/Chieftain Limited/Chieftain Elite and Chieftain
Dark Horse models (sold separately; see page 128).

FOR 15-22 CHIEFTAIN/CHIEFTAIN DARK HORSE/CHIEFTAIN LIMITED/CHIEFTAIN ELITE, ROADMASTER/ROADMASTER DARK HORSE/ROADMASTER LIMITED,
16-22 SPRINGFIELD/SPRINGFIELD DARK HORSE/15-21 CHIEFTAIN CLASSIC/ROADMASTER CLASSIC/ROADMASTER ELITE, 20-22 CHALLENGER/CHALLENGER
DARK HORSE/CHALLENGER LIMITED/CHALLENGER ELITE, 22 PURSUIT LIMITED/PURSUIT DARK HORSE, 15-20 CHIEF/CHIEF CLASSIC/CHIEF DARK HORSE/
CHIEF VINTAGE, 21 VINTAGE/VINTAGE DARK HORSE

PART #	COLOR
2001-2409	Black



2001-2410



18 CM (7'') PROBEAM® LED HEADLAMPS

- Low beam consists of three high-power advanced optical D lenses and a DRL
- High beam keeps low beam illuminated and adds two additional advanced optical D lenses with three projector lenses for an incredibly wide optical pattern producing an ideal beam pattern with illumination down the road as well as on either side
- Made from a heavy-duty, lightweight die-cast aluminum, the low-profile housing requires no trim ring and offers a plug-and-play installation
- Durable polycarbonate lens for long-term durability
- Headlamps are available with a chrome or True Black finish

FOR 15-22 CHIEFTAIN/CHIEFTAIN DARK HORSE/CHIEFTAIN LIMITED/CHIEFTAIN ELITE, ROADMASTER/ROADMASTER DARK HORSE/ROADMASTER LIMITED,
16-22 SPRINGFIELD/SPRINGFIELD DARK HORSE/15-21 CHIEFTAIN CLASSIC/ROADMASTER CLASSIC/ROADMASTER ELITE, 20-22 CHALLENGER/CHALLENGER
DARK HORSE/CHALLENGER LIMITED/CHALLENGER ELITE, 22 PURSUIT LIMITED/PURSUIT DARK HORSE, 15-20 CHIEF/CHIEF CLASSIC/CHIEF DARK HORSE/
CHIEF VINTAGE, 21 VINTAGE/VINTAGE DARK HORSE

PART #	COLOR
2001-1825	Chrome



2001-1825



2001-1826

NOTE: PART #2001-2291 is required for 20-22 Challenger/
Roadmaster/Chieftain Limited/Chieftain Elite and Chieftain
Dark Horse models (sold separately; see page 128).

PART #	COLOR
2001-1826	True Black



18 CM (7'') TruBEAM® HEADLIGHTS

- Premium 18 cm (7'') round LED headlamp designed for custom installation on models with factory 18 cm (7'') headlight
- Complex reflector design features three low beam LEDs and two high beam LEDs with a combination of projector and reflector type LEDs and built-in halo ring
- LED combination provides superior low and high beam outputs
- Durable polycarbonate lens with H4 connector and mounting hardware included; no additional trim ring needed
- 4210 raw lumens/2947 effective lumens; 5800K color temp
- 1,1 amp low current draw, 1,5 amp high current draw, 0,2 amp halo ring current draw

PART #	DESCRIPTION
2001-1573	Chrome
2001-1572	Black chrome

2001-1573



2001-1574



- Available in chrome or black chrome (smoked) reflector

NOTE: PART #2001-2291 is required for 20-22 Challenger/
Roadmaster/Chieftain Limited/Chieftain Elite and Chieftain
Dark Horse models (sold separately; see page 128).

PART #	DESCRIPTION
2001-1575	Chrome
2001-1574	Black chrome

All part numbers in **BLUE** are new for 2023.

WINDSHIELDS
& FAIRINGSSADDLEBAGS
& LUGGAGESEATS &
SISSY BARS

EXHAUST

FUEL/AIR
SYSTEMS

ENGINE

TRANSMISSION,
CLUTCH LINE
& DRIVELINEGASKETS
& SEALS

ELECTRICAL

LIGHTING
& LICENSE
PLATESHANDLEBARS,
CONTROLS
& MIRRORS

CABLES

BRAKES &
BRAKE LINESTANKS &
OIL FILTERSDASHES
& GAUGESFRAMES &
SUSPENSION

FENDERS

FOOTRESTS &
FLOORBOARDSWHEELS
& AXLESCOVERS,
LOCKS &
GENERALAUDIO,
COMMUNICATION
& MOUNTS

- WINDSHIELDS & FAIRINGS
- SADDLEBAGS & LUGGAGE
- SEATS & SISSY BARS
- EXHAUST
- FUEL/AIR SYSTEMS
- ENGINE
- TRANSMISSION, CLUTCH LINE & DRIVELINE
- GASKETS & SEALS
- ELECTRICAL
- LIGHTING & LICENSE PLATES
- HANDLEBARS, CONTROLS & MIRRORS
- CABLES
- BRAKES & BRAKE LINES
- TANKS & OIL FILTERS
- DASHES & GAUGES
- FRAMES & SUSPENSION
- FENDERS
- FOOTRESTS & FLOORBOARDS
- WHEELS & AXLES
- COVERS, LOCKS & GENERAL
- AUDIO, COMMUNICATION & MOUNTS



2001-1779



2001-1780



14,5 CM (5,75") LED ADAPTIVE 2 HEADLIGHTS

- The improved Adaptive 2 series headlights allow for the adaptive technology when using high beam, as well as low beam
- Senses leaning angles up to 30° and dynamically fills in dark areas while turning
- Direct replacement for most 14,5 cm (5,75") headlights, retrofits PAR46 headlights

PART #	DESCRIPTION
FOR 15-21 SCOUT/SCOUT SIXTY	
2001-1779	Black

- Superior visibility, safety and durability
- Easy plug-n-play H4-style connector
- Die-cast aluminum housing
- 1600 lumen output (high beam), 1020 lumen output (low beam)
- ECE type approval

PART #	DESCRIPTION
FOR 15-21 SCOUT/SCOUT SIXTY (CONT)	
2001-1780	Chrome

2001-1781



2001-1782



14,5 CM (5,75") PEDESTAL MOUNT LED ADAPTIVE 2 HEADLIGHTS

- The improved Adaptive 2 series headlights allow for the adaptive technology when using high beam, as well as low beam
- Senses leaning angles up to 30° and dynamically fills in dark areas while turning
- Pedestal mount accepts most 19 mm (3/4") headlight mounting blocks
- Direct replacement for most 14,5 cm (5,75") headlights, retrofits PAR46 headlights

PART #	DESCRIPTION
2001-1781	Black

- Superior visibility, safety and durability
- Easy plug-n-play H4-style connector
- Die-cast aluminum housing
- 1600 lumen output (high beam), 1020 lumen output (low beam)
- ECE approved

PART #	DESCRIPTION
2001-1782	Chrome

2001-2382



2001-2383



14,5 CM (5,75") LED HEADLIGHTS

- Direct replacement for most 14,5 cm (5,75") headlights, retrofits PAR46 headlights
- Superior visibility, safety and durability
- Easy plug-n-play H4-style connector
- Die-cast aluminum housing
- 1600 lumen output (high beam), 1020 lumen output (low beam)
- ECE approved

PART #	DESCRIPTION
2001-2382	Chrome

PART #	DESCRIPTION
2001-2383	Black

All part numbers in BLUE are new for 2023.



14,5 CM (5,75") PROBEAM® LED HEADLAMP

- Low beam consists of three high-power advanced optical D lenses and a DRL
- High beam keeps low beam illuminated and adds two additional advanced optical D lenses with three projector lenses for an incredibly wide optical pattern, producing an ideal beam pattern with illumination down the road as well as on either side
- Made from a heavy-duty, lightweight die-cast aluminum, the low-profile housing requires no trim ring and offers a plug-and-play installation
- Durable polycarbonate lens for long-term durability
- Available with a True Black finish



PART #	DESCRIPTION
2001-1749	True Black

DAYTONA



LED HEADLIGHT CAPSULES

- Vibration and water-resistant
- 120 mm
- ECE approved



2001-2455



2001-2458

PART #	DESCRIPTION	PART #	DESCRIPTION
2001-2455	Side mount, chrome	2001-2457	Bottom mount, chrome
2001-2456	Side mount, black	2001-2458	Bottom mount, black

DAYTONA

DUAL-AXIS HEADLIGHT BRACKET SET

- Adjustable dual-axis headlight bracket set
- CNC-machined aluminum
- Suitable for fork tubes with a diameter of 35 mm
- Fork clamp adjusts vertically allowing the headlight position to be adjusted in the front-back direction



2001-2475



2001-2477

- Joints on all four clamps allow the width of the headlight mount to be varied and the braces to run parallel
- M8 indicator mount kit is included

PART #	DESCRIPTION	PART #	DESCRIPTION	PART #	DESCRIPTION	PART #	DESCRIPTION
2001-2474	35 mm	2001-2475	39 mm	2001-2476	41 mm	2001-2477	49 mm

DAYTONA

HEADLIGHT BRACKETS

- Made of CNC-machined aluminum (unless noted)



2001-2465



2001-2478

PART #	DESCRIPTION	PART #	DESCRIPTION	PART #	DESCRIPTION
2001-2464	35 mm D (long)	2001-2468	49 mm D (long)	2001-2472	43 mm D (short)
2001-2465	39 mm D (long)	2001-2469	35 mm D (short)	2001-2473	49 mm D (short)
2001-2466	41 mm D (long)	2001-2470	39 mm D (short)	2001-2479 ¹	39 mm D
2001-2467	43 mm D (long)	2001-2471	41 mm D (short)	2001-2478 ¹	41 mm D

¹ Steel.All part numbers in **BLUE** are new for 2023.WINDSHIELDS
& FAIRINGSSADDLEBAGS
& LUGGAGESEATS &
SISSY BARS

EXHAUST

FUEL/AIR
SYSTEMS

ENGINE

TRANSMISSION,
CLUTCH LINE
& DRIVELINEGASKETS
& SEALS

ELECTRICAL

LIGHTING
& LICENSE
PLATESHANDLEBARS,
CONTROLS
& MIRRORS

CABLES

BRAKES &
BRAKE LINESTANKS &
OIL FILTERSDASHES
& GAUGESFRAMES &
SUSPENSION

FENDERS

FOOTRESTS &
FLOORBOARDSWHEELS
& AXLESCOVERS,
LOCKS &
GENERALAUDIO,
COMMUNICATION
& MOUNTS

WINDSHIELDS
& FAIRINGS

SADDLEBAGS
& LUGGAGE

SEATS &
SISSY BARS

EXHAUST

FUEL/AIR
SYSTEMS

ENGINE

TRANSMISSION,
CLUTCH LINE
& DRIVELINE

GASKETS
& SEALS

ELECTRICAL

LIGHTING
& LICENSE
PLATES

HANDLEBARS,
CONTROLS
& MIRRORS

CABLES

BRAKES &
BRAKE LINES

TANKS &
OIL FILTERS

DASHES
& GAUGES

FRAMES &
SUSPENSION

FENDERS

FOOTRESTS &
FLOORBOARDS

WHEELS
& AXLES

COVERS,
LOCKS &
GENERAL

AUDIO,
COMMUNICATION
& MOUNTS



2001-2539



HEADLIGHT MASKS

- Provides an aggressive, narrower look
- The original headlight remains (or can be replaced with an LED variant with an identical attachment) and will continue to be used in conjunction with the kit
- Kit includes a high-quality ABS plastic mask and a CNC-lasered mask holder that ensures a perfect fit
- The speedometer remains in the original position and no changes to the original cables are necessary
- All the holes needed to attach the mask are already there; kit is mounted on the original breakpoints and thus ensures a firm and secure hold
- The headlight can be adjusted, just like the original, in order to be able to optimally adjust the headlight range (the mask is also adjusted!)
- Available in gloss black or ready for painting

PART #	DESCRIPTION
FOR 18-22 SCOUT BOBBER	
CUSTOM STYLE	
2001-2539	Gloss black
2001-2541	Paintable



2001-2551

PART #	DESCRIPTION
FOR 18-22 SCOUT BOBBER (CONT)	
NRS STYLE	
2001-2549	Gloss black
2001-2551	Paintable



CHROME DRIVING LIGHT BEZELS

- Lightweight ABS plastic construction with a show-chrome finish
- Simple to install
- Sold in pairs

PART #	DESCRIPTION
2001-0945	For 14-18 Chieftain, 19-21 Chieftain Classic and 15-21 Roadmaster models (except Roadmaster Dark Horse)



VANTAGE HEADLIGHT BEZELS

- Designed by John Shope of Dirty Bird Concepts
- Made from durable lightweight ABS
- Satin black finish can be easily prepped and painted to match custom color themes
- Direct replacement with easy bolt-on installation reusing factory hardware

PART #	DESCRIPTION
2001-1815	For 14-18 Chieftain, 19-21 Chieftain Classic, 15-21 Roadmaster (except Dark Horse)



18 CM (7") ORBIT HEADLIGHT ADAPTER KIT

- Direct replacement for the stock headlight support
- Constructed from durable glass-filled nylon
- Includes hardware and also uses existing factory hardware for installation
- Orbit Headlights sold separately

PART #	DESCRIPTION
2001-1837	For 14-21 Indian models (except Scout)

All part numbers in **BLUE** are new for 2023.

WINDSHIELDS
& FAIRINGSSADDLEBAGS
& LUGGAGESEATS &
SISSY BARS

EXHAUST

FUEL/AIR
SYSTEMS

ENGINE

TRANSMISSION,
CLUTCH LINE
& DRIVELINEGASKETS
& SEALS

ELECTRICAL

LIGHTING
& LICENSE
PLATESHANDLEBARS,
CONTROLS
& MIRRORS

CABLES

BRAKES &
BRAKE LINESTANKS &
OIL FILTERSDASHES
& GAUGESFRAMES &
SUSPENSION

FENDERS

FOOTRESTS &
FLOORBOARDSWHEELS
& AXLESCOVERS,
LOCKS &
GENERALAUDIO,
COMMUNICATION
& MOUNTS

2001-1157



2001-1158

**11,5 CM (4,5") LED FOG LIGHTS**

- Replacement for stock PAR36 fog lights
- Outperform bulb-based fog lights with superior visibility, extreme durability and unmatched longevity
- Compatible with most fog light housings

- Sold in pairs
- ECE approved

PART #	DESCRIPTION
2001-1157	Black

PART #	DESCRIPTION
2001-1158	Chrome

**11,5 CM (4,5") REFLECTOR LED FOG LIGHTS**

- Replacement for stock PAR36 fog lights
- Provide premium performance with a classic look
- Compatible with most fog light housings
- SAE compliant
- ECE type approval
- Sold in pairs



PART #	DESCRIPTION
2001-1858	Black

**TRUBEAM® PASSING LAMP ADAPTERS**

- Required when installing TruBEAM® 4.5" LED passing lamps PART #2001-1569 (sold separately)
- Sold in pairs



PART #	DESCRIPTION
2001-1571	For 15-22 Roadmaster, 15-21 Roadmaster Classic/Roadmaster Elite

All part numbers in **BLUE** are new for 2023.

- WINDSHIELDS & FAIRINGS
- SADDLEBAGS & LUGGAGE
- SEATS & SISSY BARS
- EXHAUST
- FUEL/AIR SYSTEMS
- ENGINE
- TRANSMISSION, CLUTCH LINE & DRIVELINE
- GASKETS & SEALS
- ELECTRICAL
- LIGHTING & LICENSE PLATES
- HANDLEBARS, CONTROLS & MIRRORS
- CABLES
- BRAKES & BRAKE LINES
- TANKS & OIL FILTERS
- DASHES & GAUGES
- FRAMES & SUSPENSION
- FENDERS
- FOOTRESTS & FLOORBOARDS
- WHEELS & AXLES
- COVERS, LOCKS & GENERAL
- AUDIO, COMMUNICATION & MOUNTS



PROBEAM® LED HALO FOG LIGHTS

- Utilize Cree LEDs to produce a superior beam pattern with a super-bright white LED halo
- Easily mount to engine guards with ProBEAM® Tube clamps (PART #s 2040-2345 and 2040-2346, sold separately)
- Plug-and-play wire harness

PART #	DESCRIPTION
FOR 15-22 CHIEFTAIN/CHIEFTAIN DARK HORSE/CHIEFTAIN LIMITED/CHIEFTAIN ELITE/SPRINGFIELD/SPRINGFIELD DARK HORSE/ROADMASTER/ROADMASTER LIMITED/ROADMASTER DARK HORSE, 15-20 CHIEF/CHIEF CLASSIC/CHIEF DARK HORSE/CHIEF VINTAGE, 15-21 CHIEFTAIN CLASSIC/ROADMASTER CLASSIC/ROADMASTER ELITE AND 21 VINTAGE/VINTAGE DARK HORSE MODELS	
2001-2205	Black
2001-2206	Chrome



DRIVING LIGHT SET

- Super-bright rated at 3000 lumens
- Pure white light rated at 6000K
- Waterproof light housings
- Lights turn with steering for added visibility
- Includes a pair of 51 mm (2") LED lights, fork leg mounting and wiring



- 20 watts, 430 lumens
- Short circuit and thermal overload protection
- Measure 81 mm L x 60 mm D (3.2" x 2.36")
- Sold in pairs

PART #	DESCRIPTION
FOR 20-22 CHALLENGER/CHALLENGER DARK HORSE AND CHALLENGER LIMITED MODELS	
2001-2489	Black
2001-2490	Chrome



PART #	DESCRIPTION
2001-1819	For all 111 C.I. Indian Chief models

All part numbers in **BLUE** are new for 2023.

SHOW CHROME®



MINI DRIVING LIGHTS

- Die-cast body with smooth design comes in aluminum or black finish
- Visor integrated into bezel; setscrew allows visor to rotate to desired position for custom installation
- 95 mm x 60 mm (3 3/4" L x 2 3/8" dia.; 8 mm (5/16") stem
- Halogen features 55W, 12V bulb
- LED features 7W, six 12V bulbs
- Sold each

PART #	DESCRIPTION	PART #	DESCRIPTION
HALOGEN		LED	
2040-0488	Aluminum	2001-1339	Aluminum
2001-1340	Black	2001-1341	Black



60 MM (2 3/8") HIGHWAY BAR LIGHT KIT

- Three-piece 32 mm (1 1/4") highway bar clamp in black satin finish
- Easily mounts to 32 mm (1 1/4") bars
- Includes 10 mm (3/8") mount hole to allow mounting of pegs or lights
- 60 mm (2 3/8") 50W halogen spotlight
- Includes necessary wiring
- Features built-in visor in the bezel

PART #	DESCRIPTION
2001-1823	60 mm (2 3/8") highway bar light kit



2001-1342

HIGHWAY BAR LED MINI DRIVING LIGHT KITS

- 7W/400 lumens/4000K LED lights
- Pair of die-cast 60 mm (2 3/8") visored mini driving lights
- Includes pair of 32 mm (1 1/4") highway bar clamps; additional clamps available separately
- Comes complete with wiring harness and isolation relay to protect your bike's circuit along with a choice of two styles of switches

PART #	DESCRIPTION
CHROME	
2001-1342	Halogen kit
2001-1343	LED kit
1624-0318	Pair of 32 mm (1 1/4") clamps



2001-1522

PART #	DESCRIPTION
BLACK SATIN POWDERCOAT	
2001-1823	Halogen kit
2001-1522	LED kit
1624-0340	Pair of 32 mm (1 1/4") clamps

All part numbers in **BLUE** are new for 2023.

- WINDSHIELDS & FAIRINGS
- SADDLEBAGS & LUGGAGE
- SEATS & SISSY BARS
- EXHAUST
- FUEL/AIR SYSTEMS
- ENGINE
- TRANSMISSION, CLUTCH LINE & DRIVELINE
- GASKETS & SEALS
- ELECTRICAL
- LIGHTING & LICENSE PLATES
- HANDLEBARS, CONTROLS & MIRRORS
- CABLES
- BRAKES & BRAKE LINES
- TANKS & OIL FILTERS
- DASHES & GAUGES
- FRAMES & SUSPENSION
- FENDERS
- FOOTRESTS & FLOORBOARDS
- WHEELS & AXLES
- COVERS, LOCKS & GENERAL
- AUDIO, COMMUNICATION & MOUNTS



JETSTREAM TURN SIGNALS

- ECE-approved
- Kellerman high power LED technology
- "IC"-chip technology
- 32 MHz real-time microprocessor controlled
- Silent-Current, advanced Power Saving algorithm
- High measure of visibility across a wide-angle range
- Suitable for 12VDC applications
- Flow-optimized metal housing, high-quality manufacturing
- M8 x 20 mm thread
- High-quality vibration-absorbing bearing
- Sold individually

PART #	DESCRIPTION
2040-2905	Jetstream DF 3-in-1 rear turn signal/rear light/brake light (amber/red)
2040-2906	Jetstream front/rear turn signal (amber)



2020-1971



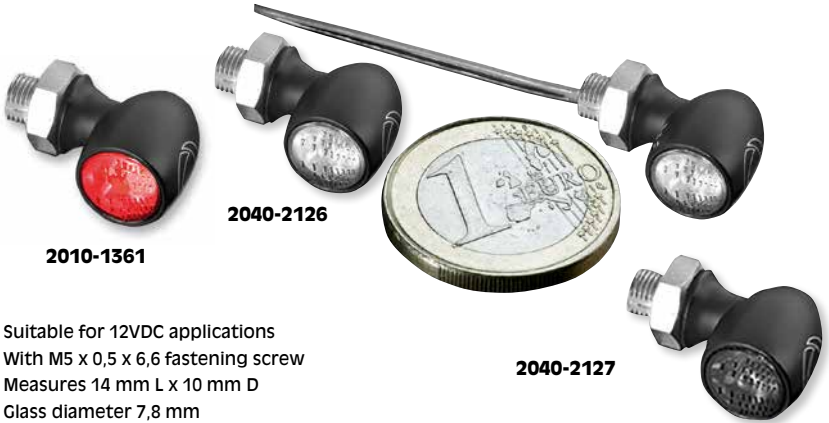
2040-2719



DAYRON® LIGHTS

- Replaces stock daytime running lights
- Increase safety with improved visibility
- Flow-optimized aluminum casing
- Suitable for 12VDC applications
- Longlife Protection Guard®, IC operated, 330 kHz

PART #	DESCRIPTION
2020-1971	Position light/turn signal
2040-2719	Position light



ATTO® LIGHTS

- Sensationally small, spectacularly bright
- Extranz® - Extreme Optical Transparency Technology
- Kellermann HighPower LED technology
- 330 kHz
- High-quality metal housing
- Suitable for 12VDC applications
- With M5 x 0,5 x 6,6 fastening screw
- Measures 14 mm L x 10 mm D
- Glass diameter 7,8 mm
- ECE approved

PART #	DESCRIPTION
2010-1361	Taillight, black housing
2040-2126	Indicator, clear lens, black finish

PART #	DESCRIPTION
2040-2127	Indicator, smoke lens, black finish
2010-1384	Indicator, clear lens, chrome finish



ATTO® DF

- Replaces existing rear and brake light and indicators
- Sensational look for the rear of the motorcycle
- Extranz® - Extreme Optical Transparency Technology
- Kellermann HighPower LED technology
- Long Life Protection Guard®, IC operated, 330 kHz
- High-quality metal housing
- Suitable for 12VDC applications
- ECE approved
- Sold each

PART #	DESCRIPTION
2040-2295	Chrome



2040-2296

PART #	DESCRIPTION
2040-2296	Black

All part numbers in **BLUE** are new for 2023.



2010-1388



2010-1390



2010-1385



2010-1386



2010-1387

ATTO® RB BRAKE LIGHTS

- Horizontally or vertically mounted
- Small but spectacularly bright
- Extranz® - Extreme Optical Transparency Technology
- High-quality metal housing
- Suitable for 12VDC applications
- With M5x0, 5x6,5 fastening screw
- Measure 14 mm L, max diameter 10 mm, glass diameter 7,8 mm
- ECE approved



PART #	DESCRIPTION
2010-1388 ¹	Chrome housing, clear lens
2010-1389 ²	Chrome housing, clear lens
2010-1390 ²	Black housing, clear lens
2010-1391 ¹	Black housing, smoke lens
2010-1392 ²	Black housing, smoke lens

¹ Horizontal mounting.

² Vertical mounting.

ATTO® WL BRAKE LIGHTS

- Horizontal mounting
- Small, but spectacularly bright
- Extranz® - Extreme Optical Transparency Technology
- High-quality metal housing
- Suitable for 12VDC applications
- M5x0, 5x6,5 fastening screw
- Measure 14 mm L, max diameter of 10 mm, glass diameter of 7,8 mm
- ECE approved


PART #	DESCRIPTION	PART #	DESCRIPTION
2010-1385	Chrome housing, clear lens	2010-1386	Black housing, clear lens
		2010-1387	Black housing, smoke lens



ATTO® DF INTEGRAL

- Designed for a seamless and clean appearance
- Extranz® (extreme optical transparency technology)
- High-quality metal housing
- Suitable 12VDC applications
- Comes with M5 x 0,5 x 6,5 fastening screw
- ECE approved

PART #	DESCRIPTION
2010-1423	Atto® DF Integral




2010-1424



ATTO® RB INTEGRAL

- Designed so the rear of the bike can have a seamless and clean appearance
- Extranz® (extreme optical transparency technology)
- High-quality metal housing
- Suitable for 12VDC applications
- Can be mounted in pairs or as a single light
- ECE approved

PART #	DESCRIPTION	PART #	DESCRIPTION
2010-1424	Standard	2010-1425	Dark



2010-1425



2010-1426



ATTO® INTEGRAL

- Designed for a seamless and clean appearance
- High-quality metal housing
- Extranz® (extreme optical transparency technology)
- Suitable for 12VDC applications
- ECE approved

PART #	DESCRIPTION
2010-1426	Standard
2010-1422	Dark



2040-2297



2040-2692



2040-2298



2040-2301

ATTO® MOUNTING PLATES/ACCESSORIES

- Designed specifically for mounting Atto® indicators

PART #	DESCRIPTION	PART #	DESCRIPTION
2040-2297	174 mm mounting plate (chrome)	2040-2302	M8 x 40 mm screw
2040-2692	174 mm mounting plate (black)	2040-2303	M8 x 20 mm screw
2040-2298	204 mm mounting plate	2040-2304	15 mm extension kit
2040-2301	M10 x 20 mm screw		

All part numbers in **BLUE** are new for 2023.

WINDSHIELDS
& FAIRINGSSADDLEBAGS
& LUGGAGESEATS &
SISSY BARS

EXHAUST

FUEL/AIR
SYSTEMS

ENGINE

TRANSMISSION,
CLUTCH LINE
& DRIVELINEGASKETS
& SEALS

ELECTRICAL

LIGHTING
& LICENSE
PLATESHANDLEBARS,
CONTROLS
& MIRRORS

CABLES

BRAKES &
BRAKE LINESTANKS &
OIL FILTERSDASHES
& GAUGESFRAMES &
SUSPENSION

FENDERS

FOOTRESTS &
FLOORBOARDSWHEELS
& AXLESCOVERS,
LOCKS &
GENERALAUDIO,
COMMUNICATION
& MOUNTS

2020-1079

**BULLET 1000®
W/ SPECIAL FLASHING EFFECT**

- High light output
- Special flashing effect
- Works with 12 volt applications
- Available in gloss chrome or black
- ECE approved

2020-1080


Kellermann
high quality products made in germany
**BULLET 1000® DARK**

- Unique and homogeneous light ring with a tinted glass
- HPT® - Homogenous Projection Technology
- Kellermann HighPower LED technology
- Long life Protection Guard®, IC operated, 330kHz
- High-quality metal housing
- Suitable for 12VDC applications
- With M8 x 20 fastening screw
- ECE approved
- Sold each



PART #	DESCRIPTION	PART #	DESCRIPTION	PART #	DESCRIPTION
2020-1079	Gloss chrome	2020-1080	Black	2020-1680	Bullet 1000 Dark

BULLET 1000® PL

- Increased safety due to improved visibility
- Replaces the existing position light as well as the indicator
- Special flashing effect
- Unique and homogeneous light ring
- Extreme light power
- HPT® - Homogenous Projection Technology
- Kellermann HighPower LED Technology
- Long life Protection Guard®, IC operated, 330 kHz
- High-quality metal housing



2020-1401



2020-1402



- Suitable for 12VDC applications
- With M8 x 20 fastening screw
- European design protection
- ECE approved

PART #	DESCRIPTION	PART #	DESCRIPTION
2020-1401	Chrome	2020-1402	Black

**BULLET 1000® INDICATOR
POSITION LIGHTS**

- High light output increases visibility
- Works for 12 volt applications
- Available in gloss chrome or black
- ECE approved

PART #	DESCRIPTION
2020-1076	Gloss chrome
2020-1077	Black

**BULLET 1000® RB**

- Replaces the existing rear and brake light
- Unique and homogeneous light ring
- HPT® - Homogenous Projection Technology
- Kellermann HighPower LED technology
- Long life Protection Guard®, IC operated, 330 kHz
- High-quality metal housing
- Suitable for 12VDC applications
- ECE approved
- Sold each



2020-1682



PART #	DESCRIPTION	PART #	DESCRIPTION
2020-1681	Chrome	2020-1682	Black

**BULLET 1000 DF
BRAKE/REAR LIGHTS**

- Replace existing brake and indicator lights
- High light output
- Work with 12 volt applications
- Available in gloss chrome and black
- ECE approved

PART #	DESCRIPTION	PART #	DESCRIPTION
2020-1073	Gloss chrome	2020-1074	Black



2020-1073



2020-1074

2040-1849



2040-1850

**BULLET SERIES REPLACEMENT PARTS**

PART #	DESCRIPTION
2040-1849	Rigid mounting M8x40, chrome
2040-1850	Rigid mounting M8x40, black

All part numbers in **BLUE** are new for 2023.

Kellermann
high quality products made in germany



BL 2000 TURN SIGNALS

- This spectacularly bright ring-shaped indicator provides an elegant complement to your handlebars
- Features Kellermann HighPower LED technology with Long Life Protection Guard®, IC controlled, set at 330 kHz

- Designed for bikes with 12V electrical systems
- High-quality metal casing, available in black or chrome
- ECE approved
- Sold each

PART #	DESCRIPTION
2040-1338	Black

PART #	DESCRIPTION
2040-1662	Chrome



BL 1000 LED HANDLEBAR END INDICATORS

- Feature 330 kHz IC-operated Long Life Protection Guard® system, modern high power LEDs and innovative clear glass design
- Housing shape creates a clean line at the bar end
- Also dampens the vibrations of the handlebar
- Includes all necessary adapters for mounting onto most handlebar models

- Suitable for 12V applications
- ECE approved
- Sold each

PART #	DESCRIPTION
2040-0738	Chrome

PART #	DESCRIPTION
2040-0739	Black



BL 1000 DARK HANDLEBAR END INDICATOR

- Indicator is hidden behind strongly tinted glass when not in use
- Housing shape creates a clean line at the bar end
- High-performance LED technology with 330 kHz IC-operated Long Life Protection Guard® system
- Also dampens the vibrations of the handlebar
- Includes all necessary adapters for mounting onto most handlebar models

- Suitable for 12V applications
- Available in black
- ECE approved
- Sold each

PART #	DESCRIPTION
2040-0741	Black



BL 1000 HANDLEBAR END INDICATORS

- Combine the function of an indicator with that of handlebar vibration damping
- Proven technology, classical elegance and xenon-blue reflective look
- 21W halogen lamp
- High-quality metal housing
- Suitable for 12V applications

- Available in brass for heavy handlebar damping and aluminum for lighter damping
- Available with clear or amber lens
- ECE approved
- Sold each

PART #	DESCRIPTION
CLEAR LENS	
2040-0767	Aluminum, polished
AMBER LENS	
2040-0771	Brass, highly polished chrome

PART #	DESCRIPTION
AMBER LENS (CONT)	
2040-0773	Brass, black
2040-0775	Aluminum, satin matte honed
2040-0776	Aluminum, polished
2040-0778	Aluminum, black

All part numbers in **BLUE** are new for 2023.

WINDSHIELDS
& FAIRINGS

SADDLEBAGS
& LUGGAGE

SEATS &
SISSY BARS

EXHAUST

FUEL/AIR
SYSTEMS

ENGINE

TRANSMISSION,
CLUTCH LINE
& DRIVELINE

GASKETS
& SEALS

ELECTRICAL

**LIGHTING
& LICENSE
PLATES**

HANDLEBARS,
CONTROLS
& MIRRORS

CABLES

BRAKES &
BRAKE LINES

TANKS &
OIL FILTERS

DASHES
& GAUGES

FRAMES &
SUSPENSION

FENDERS

FOOTRESTS &
FLOORBOARDS

WHEELS
& AXLES

COVERS,
LOCKS &
GENERAL

AUDIO,
COMMUNICATION
& MOUNTS

WINDSHIELDS
& FAIRINGS

SADDLEBAGS
& LUGGAGE

SEATS &
SISSY BARS

EXHAUST

FUEL/AIR
SYSTEMS

ENGINE

TRANSMISSION,
CLUTCH LINE
& DRIVELINE

GASKETS
& SEALS

ELECTRICAL

LIGHTING
& LICENSE
PLATES

HANDLEBARS,
CONTROLS
& MIRRORS

CABLES

BRAKES &
BRAKE LINES

TANKS &
OIL FILTERS

DASHES
& GAUGES

FRAMES &
SUSPENSION

FENDERS

FOOTRESTS &
FLOORBOARDS

WHEELS
& AXLES

COVERS,
LOCKS &
GENERAL

AUDIO,
COMMUNICATION
& MOUNTS



2040-0746



2040-0748



2040-0749



2040-0750



2040-0751



2040-0754



2040-0756



2040-0782



2040-0785

BL 1000 SERIES REPLACEMENT PARTS

PART #	DESCRIPTION
BL 1000/BL 1000 WHITE/BL 1000 SG/BL 1000 LED/BL 1000 PL/BL 1000 DARK	
2040-0746	BL 1000 F glass (amber) only for BL 1000
2040-0747	BL 1000 R glass (amber) only for BL 1000
2040-0748	Halogen lamp 12V/H21W BL 1000/1000 white/1000 white SG
2040-0749	Body BL 1000/1000 white/1000 white SG
2040-0750	Multi-function piece (without mounting rubber + nut)
2040-0751	Rubber adapter set (mounting rubber + nut for all BL 1000) type 1 (from 11,5 mm)
2040-0752	Rubber adapter set (mounting rubber + nut for all BL 1000) type 2 (from 16,5 mm)
2040-0753	Rubber adapter set (mounting rubber + nut for all BL 1000) type 3 (from 20 mm)

PART #	DESCRIPTION
BL 1000/BL 1000 WHITE/BL 1000 SG/BL 1000 LED/BL 1000 PL/BL 1000 DARK (CONT)	
2040-0754	Earth cable with small nut for type 2
2040-0755	Earth cable with large nut for type 3
2040-0756	BL 1000 cable with earth contact BL 1000/BL 1000 white
2030-1378	M8x20 screw (black)
2030-1379	M8x20 screw (chrome)
BL 1000 REPLACEMENT HOUSING	
2040-0780	Brass chrome highly polished
2040-0782	Brass black
2040-0784	Aluminum satin matte honed
2040-0785	Aluminum polished
2040-0787	Aluminum black



2020-0553



2020-0554



MICRO 1000 EXTREME

- Extremely bright for increased safety by improving visibility
- Utilize two LEDs for an unmatched bright flashing signal
- High-power LED technology with 330 kHz IC-operated Long Life Protection Guard® system
- Compact, high-quality metal housing for reduced weight
- Suitable for 12V applications
- Replaceable flexible rubber adapter protects the indicator from vibration damage and vandalism
- M8 x 20 white thread with flexible mounting and clear glass
- Suitable for all motorcycle models and applicable on many vehicles (ATVs, cars, Super 7, trailers and Quads, etc.)
- ECE approved
- Sold each

PART #	DESCRIPTION	PART #	DESCRIPTION
2020-0553	Chrome	2020-0554	Black



2040-0673



2040-0674



MICRO 1000 PL INDICATORS + POSITION LIGHTS

- PL versions of micro 1000 LED indicators come with additional integrated position lights
- Manually operated, modern high-performance LEDs and 330 kHz IC-based Long Life Protection Guard® system provide better visibility
- Features crystal-clear lenses for increased safety through improved visibility
- High-quality metal housing
- Suitable for 6V and 12V applications
- Replaceable flexible rubber adapter protects the indicator from vibration damage and vandalism
- M8 x 20 thread with flexible mounting and clear glass
- Suitable for all motorcycle models
- ECE approved
- Sold each

PART #	DESCRIPTION	PART #	DESCRIPTION
2040-0673	Chrome	2040-0674	Black



MICRO 1000 HALOGEN INDICATOR

- Combine tested halogen technology with stylish, timeless design
- Ideal companion to our BL 1000 series bar end indicators
- Excellent price/value ratio
- 6W halogen lamp with high-quality metal housing
- Suitable for 12V applications
- Replaceable flexible rubber adapter protects the indicator from vibration damage and vandalism

- M8 x 20 thread with flexible mounting and amber glass
- Suitable for all motorcycle models
- ECE approved
- Sold each

PART #	DESCRIPTION
2040-0687	Black



All part numbers in **BLUE** are new for 2023.

Kellermann 
high quality products made in Germany



2040-0680



2040-0681



2040-0683



2040-0684

MICRO 1000 LED INDICATORS

- Replaces the rear as well as the front indicators
- High-power LED technology with 330 kHz IC-operated Long Life Protection Guard® system
- Compact, high-quality metal housing for reduced weight
- Replaceable flexible rubber adapter protects the indicator from vibration damage and vandalism
- Suitable for all motorcycle models
- For 6V or 12V applications
- M8 x 20 thread with flexible mounting and clear or amber glass
- ECE approved
- Sold each

PART #	DESCRIPTION
2040-0680	Chrome w/ clear lens
2040-0681	Black w/ clear lens

PART #	DESCRIPTION
2040-0683	Chrome w/ amber lens
2040-0684	Black w/ amber lens



MICRO 1000 DF DARK (3 IN 1)

- Replaces the existing brake lights, taillights and turn signals
- Sensational rear optics
- High-power LED technology with 330 kHz IC-operated Long Life Protection Guard® system
- Compact, high-quality metal housing for reduced weight
- Suitable for 12V applications
- Replaceable flexible rubber adapter protects the indicator from vibration damage and vandalism
- M8 x 20 thread with flexible mounting and tinted glass
- Suitable for all motorcycle models
- ECE approved
- Sold each

PART #	DESCRIPTION
2020-0552	Black



MICRO 1000 DARK INDICATOR

- Strong glass tint with high-power LED technology and 330 kHz IC-operated Long Life Protection Guard® system
- Indicator is hidden behind the tinted glass when not in use
- Compact, high-quality metal housing for reduced weight
- Suitable for 12V applications
- Replaceable flexible rubber adapter protects the indicator from vibration damage and vandalism
- M8 x 20 thread with flexible mounting and clear glass
- Suitable for all motorcycle models
- ECE approved
- Sold each

PART #	DESCRIPTION
2040-0679	Black



MICRO S DARK

- Strongly tinted glass but spectacularly bright
- Extranz® - Extreme Optical Transparency Technology
- High-quality metal housing
- Suitable for 12VDC applications
- With M5 x 0,5 x 6,5 mm thread
- ECE approved

PART #	DESCRIPTION
2040-2436	Micro S dark



MICRO S DF DARK

- Replaces existing rear brake lights and indicators
- Sensational new look for the rear of the motorcycle
- Extranz® - Extreme Optical Transparency Technology
- Kellermann HighPower LED technology
- Long Life Protection Guard®, IC operated, 330 kHz
- High-quality metal housing
- Suitable for 12VDC applications
- With M5 x 0,5 x 6,5 fastening screw
- ECE approved
- Sold each

PART #	DESCRIPTION
2040-2274	Micro S DF dark

All part numbers in **BLUE** are new for 2023.

- WINDSHIELDS & FAIRINGS
- SADDLEBAGS & LUGGAGE
- SEATS & SISSY BARS
- EXHAUST
- FUEL/AIR SYSTEMS
- ENGINE
- TRANSMISSION, CLUTCH LINE & DRIVE LINE
- GASKETS & SEALS
- ELECTRICAL
- LIGHTING & LICENSE PLATES
- HANDLEBARS, CONTROLS & MIRRORS
- CABLES
- BRAKES & BRAKE LINES
- TANKS & OIL FILTERS
- DASHES & GAUGES
- FRAMES & SUSPENSION
- FENDERS
- FOOTRESTS & FLOORBOARDS
- WHEELS & AXLES
- COVERS, LOCKS & GENERAL
- AUDIO, COMMUNICATION & MOUNTS



RHOMBUS S

- EXtranz® - Extreme optical transparency technology
- Kellermann HighPower LED technology
- Long Life Protection Guard®, IC operated, 330 kHz
- High-quality metal housing

- Suitable for 12VDC applications
- With M5x0, 5x6,5 mm fastening screw
- ECE approved
- Sold each

DESCRIPTION	LEFT	RIGHT
Extreme	2020-1679	2020-1683
Dark	2020-1684	2020-1685

DESCRIPTION	LEFT	RIGHT
DF dark	2020-1687 ¹	2020-1686 ¹

¹ Rear light only.



RHOMBUS EXTREME

- Extremely bright for increased safety by improving visibility
- Utilizes two LEDs for an unmatched bright flashing signal
- High-power LED technology with 330 kHz IC-operated Long Life Protection Guard® system
- Compact, high-quality metal housing for reduced weight
- Suitable for 12V applications
- Replaceable flexible rubber adapter protects the indicator from vibration damage and vandalism

- M8 x 20 screw with flexible mounting and clear glass
- Suitable for all motorcycle models and applicable on many vehicles (ATVs, car, Super 7, trailers and Quads, etc.)
- ECE approved
- Sold each

PART #	DESCRIPTION
2020-0556	Chrome; left front or right rear
2020-0557	Chrome; right front or left rear

PART #	DESCRIPTION
2020-0558	Black; left front or right rear
2020-0559	Black; right front or left rear



RHOMBUS PL INDICATORS + POSITION LIGHT

- Rhombus indicators with bright position lights
- Increased safety because of improved visibility
- High-power LED technology with 330 kHz IC-operated Long Life Protection Guard® system
- High-quality metal housing
- Suitable for 6V and 12V applications

- Replaceable flexible rubber adapter protects the indicator from vibration damage and vandalism
- M8 x 20 thread with flexible mounting and clear glass
- ECE approved
- Sold each

PART #	DESCRIPTION
2040-0690	Chrome; right front



RHOMBUS DARK INDICATORS

- Indicators are hidden behind strongly tinted glass when not in use
- High-power LED technology with 330 kHz IC-operated Long Life Protection Guard® system
- High-quality metal housing
- Suitable for 12V applications

- Replaceable flexible rubber adapter protects the indicator from vibration damage and vandalism
- ECE approved
- Sold each

PART #	DESCRIPTION	PART #	DESCRIPTION
2040-0695	Black; left front or right rear	2040-0696	Black; right front or left rear

All part numbers in **BLUE** are new for 2023.

Kellermann 
high quality products made in germany



2040-0697



2040-0699



RHOMBUS INDICATORS

- Replace the front as well as the rear indicators and give a new look
- High-power LED technology with 330 kHz IC-operated Long Life Protection Guard® system
- High-quality metal housing
- Suitable for 6V and 12V applications

PART #	DESCRIPTION
2040-0697	Chrome; left front or right rear

- Replaceable flexible rubber adapter protects the indicator from vibration damage and vandalism
- ECE approved
- Sold each

PART #	DESCRIPTION
2040-0699	Black; left front or right rear



2040-0703



2040-0704



RHOMBUS DF INDICATORS + REAR/BRAKE LIGHT

- Indicator/brake/rear light combination with bright double rear lights
- High-power LED technology with 330 kHz IC-operated Long Life Protection Guard® system
- High-quality metal housing
- Suitable for 12V applications


PART #	DESCRIPTION
2040-0703	Chrome; right rear

- Replaceable flexible rubber adapter protects the indicator from vibration damage and vandalism
- M8 x 20 thread with flexible mounting and clear glass
- ECE approved
- Sold each

PART #	DESCRIPTION
2040-0704	Chrome; left rear



2040-0719



2040-0725



2040-0727



2040-0728



2040-0730



2040-2319



2040-2314



2040-1094

MICRO SERIES REPLACEMENT PARTS

PART #	DESCRIPTION
2040-0719	Rigid mounting M8x20, chrome
2040-0720	Rigid mounting M8x20, black
2040-0725	40 mm flexible rubber adapter
2040-0726	20 mm flexible rubber adapter
2040-0727	Adapter M8-M12
2040-0728	Halogen lamp 12V/H6W
2040-0730	Indicator glass Micro 1000 Evo

PART #	DESCRIPTION
2040-0733	Posi-lock cable connector, 9 per set
2040-0734	Posi-lock cable connector, 5 per set
2040-2319	Mini Posi-lock cable connector, 5 per set
2040-2314	15° ball head adapter for angled applications
2040-1092	30 mm silent rubber extension
2040-1093	10mm chrome extension
2040-1094	10mm black extension

REPLACEMENT PART FOR MICRO S/RHOMBUS S/ATTO®

PART #	DESCRIPTION
2040-2466	M6 variable mounting adapter



All part numbers in **BLUE** are new for 2023.

WINDSHIELDS
& FAIRINGSSADDLEBAGS
& LUGGAGESEATS &
SISSY BARS

EXHAUST

FUEL/AIR
SYSTEMS

ENGINE

TRANSMISSION,
CLUTCH LINE
& DRIVELINEGASKETS
& SEALS

ELECTRICAL

LIGHTING
& LICENSE
PLATESHANDLEBARS,
CONTROLS
& MIRRORS

CABLES

BRAKES &
BRAKE LINESTANKS &
OIL FILTERSDASHES
& GAUGESFRAMES &
SUSPENSION

FENDERS

FOOTRESTS &
FLOORBOARDSWHEELS
& AXLESCOVERS,
LOCKS &
GENERALAUDIO,
COMMUNICATION
& MOUNTS

- WINDSHIELDS & FAIRINGS
- SADDLEBAGS & LUGGAGE
- SEATS & SISSY BARS
- EXHAUST
- FUEL/AIR SYSTEMS
- ENGINE
- TRANSMISSION, CLUTCH LINE & DRIVELINE
- GASKETS & SEALS
- ELECTRICAL

- LIGHTING & LICENSE PLATES
- HANDLEBARS, CONTROLS & MIRRORS

- CABLES
- BRAKES & BRAKE LINES
- TANKS & OIL FILTERS

- DASHES & GAUGES
- FRAMES & SUSPENSION
- FENDERS

- FOOTRESTS & FLOORBOARDS
- WHEELS & AXLES
- COVERS, LOCKS & GENERAL
- AUDIO, COMMUNICATION & MOUNTS



DAYTONA



D-LIGHTS

- Modern LED technology
- E-marked for front/read
- Easy mount with M8 thread
- Integrated vibration damping
- Encased in metal housing
- ECE approved

PART #	DESCRIPTION
2020-2022	LED turn signal, smoke lens
2020-2019	Stellaris LED sequential turn signal
2020-2021	Stellaris LED sequential turn signal (2-pc.)
2020-2020	Ray LED sequential turn signal

PART #	DESCRIPTION
2020-2024	Sol turn signal, smoke lens
2020-2023	Sol-W turn signal, orange lens
2020-2025	Sol-W turn signal, taillight, orange lens (2-pc.)
2020-2026	Sol-W turn signal, taillight, smoke lens (2-pc.)



REAR TURN SIGNALS

- The small holder in which the LED 3-in-1 lighting or turn signals (including E-mark) is located was milled from an aluminum part and then powdercoated in matte black
- The new Cult-Werk icon was milled into the holder to round off the set optically perfectly
- Replaces with the original unit

PART #	DESCRIPTION
2020-2048	3-in-1 set for 18-22 Scout Bobber

PART #	DESCRIPTION
2020-2049	Turn signals for 15-22 Scout



mo.BLAZE DISC TURN SIGNALS

- Transparent light-emitting discs with TranzLight-Technology® that give handlebars a harmonious finish
- Features Motogadget's high-power LED technology (IntensiLED®)
- Made of scratch-resistant plastic with compact aluminum base
- ECE approved
- Sold each

PART #	DESCRIPTION
2040-1345	Anodized black, left

PART #	DESCRIPTION
2040-1346	Anodized black, right

PART #	DESCRIPTION
2040-1347	Polished, left

PART #	DESCRIPTION
2040-1348	Polished, right



All part numbers in **BLUE** are new for 2023.

mo.blaze tens4 2-IN-1 LED FRONT TURN SIGNALS

- CNC-machined aluminum housing
- Smallest turn signal with position light in the world
- High-power LED bulbs use Motogadget's IntensILED® technologies plus an additional lateral beam angle provides precise illumination and intense visibility
- Three push-lock cable connectors
- M8 mounting thread; no mounting adaptor or special heat sink nut necessary



- Includes installation instructions
- ECE approved
- Sold each

PART #	DESCRIPTION
2040-2770	Anodized black, left/right

PART #	DESCRIPTION
2040-2771	Polished, left/right

mo.blaze tens3 3-IN-1 LED REAR TURN SIGNALS

- CNC-machined aluminum housing
- The smallest 3-in-1 rear turn signal in the world operates as a turn signal, rear light and brake light in one light element
- High-power LED bulbs use Motogadget's IntensILED® technologies plus an additional lateral beam angle provides precise illumination and intense visibility
- Four push-lock cable connectors
- M8 mounting thread; no mounting adaptor or special heat sink nut necessary



- Includes installation instructions
- ECE approved
- Sold each

PART #	DESCRIPTION
2040-2768	Anodized black; left/right

PART #	DESCRIPTION
2040-2769	Polished; left/right

mo.blaze tens1 LED FRONT/REAR TURN SIGNALS

- CNC-machined aluminum housing
- Smallest front/rear turn signal in the world
- High-power LED bulbs use Motogadget's IntensILED® technologies plus an additional lateral beam angle provides precise illumination and intense visibility
- Two push-lock cable connectors
- M8 mounting thread; no mounting adaptor or special heat sink nut necessary



- Includes installation instructions
- ECE approved
- Sold each

PART #	DESCRIPTION
2040-2764	Anodized black, left/right

PART #	DESCRIPTION
2040-2765	Polished, left/right

mo.blaze tens5 LED FRONT POSITION LIGHTS

- CNC-machined aluminum housing
- Smallest front position light in the world
- High-power LED bulbs use Motogadget's IntensILED® technologies plus an additional lateral beam angle provides precise illumination and intense visibility
- Two push-lock cable connectors
- M8 mounting thread; no mounting adaptor or special heat sink nut necessary



- Includes installation instructions
- ECE approved
- Sold each

PART #	DESCRIPTION
2040-2772	Anodized black, left/right

PART #	DESCRIPTION
2040-2773	Polished, left/right

mo.blaze tens2 LED REAR TAILLIGHTS/BRAKE LIGHTS

- CNC-machined aluminum housing
- Smallest taillight/brake light in the world
- High-power LED bulbs use Motogadget's IntensILED® technologies plus an additional lateral beam angle provides precise illumination and intense visibility
- Three push-lock cable connectors
- M8 mounting thread; no mounting adapter or special heat sink nut necessary



- Includes installation instructions
- ECE approved
- Sold each

PART #	DESCRIPTION
2040-2766	Anodized black, left/right
2040-2767	Polished, left/right

All part numbers in **BLUE** are new for 2023.

- WINDSHIELDS
& FAIRINGS
- SADDLEBAGS
& LUGGAGE
- SEATS &
SISSY BARS
- EXHAUST
- FUEL/AIR
SYSTEMS
- ENGINE
- TRANSMISSION,
CLUTCH LINE
& DRIVELINE
- GASKETS
& SEALS
- ELECTRICAL
- LIGHTING
& LICENSE
PLATES
- HANDLEBARS,
CONTROLS
& MIRRORS
- CABLES
- BRAKES &
BRAKE LINES
- TANKS &
OIL FILTERS
- DASHES
& GAUGES
- FRAMES &
SUSPENSION
- FENDERS
- FOOTRESTS &
FLOORBOARDS
- WHEELS
& AXLES
- COVERS,
LOCKS &
GENERAL
- AUDIO,
COMMUNICATION
& MOUNTS



2040-2707

2040-2710

2040-2712

MICRO BULLET LED TURN SIGNALS

- Fit any 12-16VDC systems with negative ground
- Dual-color models feature three wire units function as red brake light for rear, white running light for front with full contrast amber turn signals
- Single-color models feature two wire units with single function
- 114 cm (45") leads are pre-pinned on dual color options for easy plug-and-play installation with model specific wiring adapters (sold separately)


PART #	DESCRIPTION
DUAL COLOR	
2040-2707	Amber/white LEDs, gloss black finish
2040-2708	Amber/white LEDs, chrome finish
2040-2709	Amber/red LEDs, gloss black finish
2040-2710	Amber/red LEDs, chrome finish

- Aluminum bullet housings with clear acrylic lenses
- Available in gloss black or chrome finishes
- Mounting brackets sold separately
- Sold in pairs

PART #	DESCRIPTION
SINGLE COLOR	
2040-2711	Amber, gloss black finish
2040-2712	Amber, chrome finish
2040-2713	Red, gloss black finish
2040-2714	Red, chrome finish



2020-1910



2020-1911

PROBEAM® UNIVERSAL DYNAMIC RINGZ™ FRONT LED TURN SIGNALS

- Outer ring of 24 white ProBEAM® LEDs showcase a smooth white halo that functions as a running light
- 12 center amber LEDs function as the turn signal
- When turn signal is activated, the white LEDs turn completely off for the entire turn signal cycle
- Aluminum bullet housing 79 mm L x 57 mm D (3,125" x 2,25") with 5/16" - 18 mounting stud

PART #	DESCRIPTION
FOR 15-22 SCOUT/SCOUT SIXTY/SCOUT BOBBER/SCOUT BOBBER SIXTY/SCOUT BOBBER TWENTY, 22 SCOUT ROGUE/SCOUT ROGUE SIXTY; REPL. OEM #2412602	
2020-1910	Gloss black

- Include smoked lenses
- Sold in pairs
- Load equalizer may be required

PART #	DESCRIPTION
FOR 15-22 SCOUT/SCOUT SIXTY/SCOUT BOBBER/SCOUT BOBBER SIXTY/SCOUT BOBBER TWENTY, 22 SCOUT ROGUE/SCOUT ROGUE SIXTY; REPL. OEM #2412602 (CONT)	
2020-1911	Chrome



PROBEAM® DYNAMIC RINGZ™ FRONT TURN SIGNAL INSERTS WITH SMOKED LENSES

- Utilizing advanced LED technology, ProBEAM® LED turn signals maximize performance with a unique reflector technology and automotive-grade LEDs composed into a sealed unit for superior reliability
- Turn signals produce an even brighter light output with wider viewing angle
- The outer ring of 24 white ProBEAM® LEDs showcase a smooth white halo that functions as the running light while 12 center amber LEDs function as the turn signal

PART #	DESCRIPTION
FOR 15-22 INTERNATIONAL CHIEF/SPRINGFIELD MODELS (EXCEPT 20 CHIEF DARK HORSE/SPRINGFIELD DARK HORSE)	
2020-1794	Black



2020-1794

- When a turn signal is activated the white LEDs turn completely off for the entire turn signal cycle, providing greater visibility to the amber turn signal
- Turn signals include smoked lenses
- ECE approved
- Sold in pairs



2020-1795

PART #	DESCRIPTION
FOR 15-22 INTERNATIONAL CHIEF/SPRINGFIELD MODELS (EXCEPT 20 CHIEF DARK HORSE/SPRINGFIELD DARK HORSE) (CONT)	
2020-1795	Chrome

All part numbers in **BLUE** are new for 2023.

WINDSHIELDS
& FAIRINGSSADDLEBAGS
& LUGGAGESEATS &
SISSY BARS

EXHAUST

FUEL/AIR
SYSTEMS

ENGINE

TRANSMISSION,
CLUTCH LINE
& DRIVELINEGASKETS
& SEALS

ELECTRICAL

LIGHTING
& LICENSE
PLATESHANDLEBARS,
CONTROLS
& MIRRORS

CABLES

BRAKES &
BRAKE LINESTANKS &
OIL FILTERSDASHES
& GAUGESFRAMES &
SUSPENSION

FENDERS

FOOTRESTS &
FLOORBOARDSWHEELS
& AXLESCOVERS,
LOCKS &
GENERALAUDIO,
COMMUNICATION
& MOUNTS

2020-1741

PROBEAM® FRONT LED TURN SIGNALS

- Outer ring of 24 white ProBEAM® LEDs showcase a smooth white halo that functions as a running light
- 12 center amber LEDs function as the turn signal
- When a turn signal is activated, the white LEDs turn completely off for the entire turn signal cycle

PART #	DESCRIPTION
FOR 15-20 CHIEF/CHIEF VINTAGE/CHIEF CLASSIC/CHIEF DARK HORSE, 21 VINTAGE/VINTAGE DARK HORSE AND 15-22 SPRINGFIELD/SPRINGFIELD DARK HORSE MODELS	
2020-1741	Gloss black



2020-1742

- Aluminum bullet housing: 61 mm D x 76 mm L (2.4" x 3")
- 100% plug-and-play
- Sold in pairs

PART #	DESCRIPTION
FOR 15-20 CHIEF/CHIEF VINTAGE/CHIEF CLASSIC/CHIEF DARK HORSE, 21 VINTAGE/VINTAGE DARK HORSE AND 15-22 SPRINGFIELD/SPRINGFIELD DARK HORSE MODELS (CONT)	
2020-1742	Chrome

PROBEAM® FRONT/REAR LED TURN SIGNALS

- 24 amber single-intensity turn, automotive-grade LEDs per unit
- Aluminum bullet housing: 61 mm D x 76 mm L (2.4" x 3")
- Available in gloss black or chrome finishes
- Sold in pairs



2020-1743



2020-1744

FOR FRONT TURN SIGNALS ON 15-20 CHIEF/CHIEF VINTAGE/CHIEF CLASSIC/CHIEF DARK HORSE, 21 VINTAGE/VINTAGE DARK HORSE AND 15-22 SPRINGFIELD/SPRINGFIELD DARK HORSE MODELS; FOR REAR TURN SIGNALS ON 15-22 ROADMASTER, 18 ROADMASTER CLASSIC, 20-21 ROADMASTER ELITE, 16-22 SPRINGFIELD, 18-19 SPRINGFIELD DARK HORSE, 15-19 CHIEF/CHIEF CLASSIC/CHIEF DARK HORSE, 15-20 CHIEF VINTAGE, 21 VINTAGE, 15-18 CHIEFTAIN/CHIEFTAIN DARK HORSE AND 18-20 CHIEFTAIN CLASSIC MODELS

PART #	DESCRIPTION
2020-1743	Gloss black

PART #	DESCRIPTION
2020-1744	Chrome



2020-1745

PROBEAM® REAR LED TURN SIGNALS

- 24 red single-intensity turn, automotive-grade LEDs per unit
- Aluminum bullet housing: 61 mm D x 76 mm L (2.4" x 3")
- 100% plug-and-play front turn signals
- Sold in pairs




2020-1746

FOR 15-22 ROADMASTER, 18 ROADMASTER CLASSIC, 20-21 ROADMASTER ELITE, 16-22 SPRINGFIELD, 18-19 SPRINGFIELD DARK HORSE, 15-19 CHIEF/CHIEF CLASSIC/CHIEF DARK HORSE, 15-20 CHIEF VINTAGE, 21 VINTAGE, 15-18 CHIEFTAIN/CHIEFTAIN DARK HORSE AND 18-20 CHIEFTAIN CLASSIC MODELS

PART #	DESCRIPTION
2020-1745	Gloss black

PART #	DESCRIPTION
2020-1746	Chrome



2020-1912



2020-1913

PROBEAM® REAR LED TURN SIGNALS

- Outer ring of 16 red LEDs that function as running lights
- 12 center red LEDs function as turn signal
- Available in chrome or black finish, smoke or red lens
- Plug-and-play
- Smart Triple Play® (PART #2050-0408) required for run/brake/turn signal function (sold separately)
- Sold in pairs

PART #	DESCRIPTION
FOR 15-22 SCOUT/SCOUT SIXTY MODELS	
2020-1912	Black finish, smoke lens
2020-1913	Chrome finish, smoke lens



2020-1914

PART #	DESCRIPTION
FOR 15-22 SCOUT/SCOUT SIXTY MODELS (CONT)	
2020-1914	Black finish, red lens
2020-1915	Black finish, red lens

All part numbers in **BLUE** are new for 2023.

WINDSHIELDS
& FAIRINGS

SADDLEBAGS
& LUGGAGE

SEATS &
SISSY BARS

EXHAUST

FUEL/AIR
SYSTEMS

ENGINE

TRANSMISSION,
CLUTCH LINE
& DRIVELINE

GASKETS
& SEALS

ELECTRICAL

LIGHTING
& LICENSE
PLATES

HANDLEBARS,
CONTROLS
& MIRRORS

CABLES

BRAKES &
BRAKE LINES

TANKS &
OIL FILTERS

DASHES
& GAUGES

FRAMES &
SUSPENSION

FENDERS

FOOTRESTS &
FLOORBOARDS

WHEELS
& AXLES

COVERS,
LOCKS &
GENERAL

AUDIO,
COMMUNICATION
& MOUNTS



PROBEAM® REAR BULLET RINGZ™

- Direct OEM turn signal replacement
- Seven red LEDs embedded into an outer aluminum bezel with an inner cluster
- Available in a red or smoke lens
- Installs with simple two-wire hookup
- Posi Lock® connectors provided for in-line connections to replace OEM turn signal lens and bulb

PART #	DESCRIPTION
FOR 15-22 ROADMASTER, 18 ROADMASTER CLASSIC, 20-21 ROADMASTER ELITE, 16-22 SPRINGFIELD, 18-19 SPRINGFIELD DARK HORSE, 15-19 CHIEF/CHIEF CLASSIC/CHIEF DARK HORSE, 15-20 CHIEF VINTAGE, 21 VINTAGE, 15-18 CHIEFTAIN/CHIEFTAIN DARK HORSE AND 18-20 CHIEFTAIN CLASSIC MODELS	
2020-1885	Black bezel, red lens
2020-1886	Black bezel, smoke lens

- Operates as turn signal only
- Available in chrome or gloss black finishes

PART #	DESCRIPTION
FOR 15-22 ROADMASTER, 18 ROADMASTER CLASSIC, 20-21 ROADMASTER ELITE, 16-22 SPRINGFIELD, 18-19 SPRINGFIELD DARK HORSE, 15-19 CHIEF/CHIEF CLASSIC/CHIEF DARK HORSE, 15-20 CHIEF VINTAGE, 21 VINTAGE, 15-18 CHIEFTAIN/CHIEFTAIN DARK HORSE AND 18-20 CHIEFTAIN CLASSIC MODELS (CONT)	
2020-1887	Chrome bezel, red lens
2020-1888	Chrome bezel, smoke lens



TURN SIGNALS WITH DAYTIME RUNNING LIGHTS

- T-6061 billet aluminum housings in chrome or gloss black finish
- 15 super-bright White Daytime Running Light (DRL) LEDs per side
- 15 super-bright Amber Turn Signal LEDs per side
- Available with smoke lens

- Available for 43 mm forks
 - Sold in pairs
- NOTE: CANBus models require adapter PART #2050-0251.

PART #	DESCRIPTION
2020-1284	Gloss black

PART #	DESCRIPTION
2020-1285	Chrome



2020-1286



2020-1288

TURN SIGNALS WITH DAYTIME RUNNING LIGHTS

- T-6061 billet aluminum housings with a chrome or gloss black finish
- 15 super-bright White Daytime Running Light (DRL) LEDs per side
- 15 super-bright Amber Turn Signal LEDs per side
- Available with smoke lens
- Available for: 49 mm and 56 mm forks
- Sold in pairs


NOTE: CANBus models require an adapter (sold separately).

PART #	SUG. RETAIL
2020-1286	49 mm (gloss black)

PART #	SUG. RETAIL
2020-1289	56 mm (chrome)

DYNAMIC LED HANDLEBAR END LIGHTS

- Adds a super-bright LED white running light and amber turn signal to the ends of your handlebars
- 360° of illumination add safety and visibility
- Six amber LEDs, six white LEDs per unit
- Polycarbonate lens
- White DRL LEDs are automatically deactivated when the turn signal lamp or hazard warning lamp is activated
- Fits all 22 mm - 25 mm (7/8" - 1") handlebars with 12VDC systems with a negative ground
- Not compatible with bikes that have Throttle-By-Wire, heated grips or threaded handlebar ends
- Gloss black finish
- Installation hardware included



PART #	DESCRIPTION
2020-1889	Dynamic LED handlebar end lights



All part numbers in **BLUE** are new for 2023.



REAR RED LED TURN SIGNALS

- Plug-n-play
- For use with Badlands Illuminator module
PART #2050-0260; sold separately
- Sold in pairs

PART #	DESCRIPTION
2020-1279	For 14-21 Indian models (except Scout, Challenger and FTR models)



2020-1916



2020-1917



2020-1918

PROBEAM® TURN SIGNAL LENSES

- Replace OEM front and rear turn signal lenses
- Include gasket to prevent moisture
- Use stock mounting screws
- Sold in pairs

PART #	DESCRIPTION
FOR 15-22 SCOUT/SCOUT SIXTY (EXCEPT SCOUT BOBBER MODELS)	
2020-1916	Amber
2020-1917	Red

PART #	DESCRIPTION
FOR 15-22 SCOUT/SCOUT SIXTY (EXCEPT SCOUT BOBBER MODELS) (CONT)	
2020-1918	Smoke

DAYTONA

FORK CLAMP SETS

- For indicator mounting
- Constructed of aluminum
- Sold in two-piece set
- Inside groove for hidden wiring



2020-2027



PART #	DESCRIPTION	PART #	DESCRIPTION	PART #	DESCRIPTION	PART #	DESCRIPTION
2020-2027	For 35 mm forks	2020-2030	For 43 mm forks	2020-2033	For 49 mm forks	2020-2036	For 59 mm forks
2020-2028	For 39 mm forks	2020-2031	For 47 mm forks	2020-2034	For 53 mm forks		
2020-2029	For 41 mm forks	2020-2032	For 48 mm forks	2020-2035	For 57 mm forks		

Joker MACHINE

REAR TURN SIGNAL ADAPTERS

- Use to mount any turn signals that mount with an 8 mm (5/16") thru-hole bolt to the license plate bracket
- CNC-machined billet aluminum construction
- Hard black or chrome-plated finish
- 8 mm (5/16") diameter mounting bolt hole



2040-2008



2040-2009

PART #	DESCRIPTION	PART #	DESCRIPTION
FOR 15-22 SCOUT/SCOUT SIXTY		FOR 15-22 SCOUT/SCOUT SIXTY (CONT)	
2040-2008	Black	2040-2009	Chrome



2040-2345



2040-2346



2040-2718



2040-2715

MOUNTING BRACKETS

- Provide hassle-free mounting of Custom Dynamics™ driving lights with 8 mm (5/16") mounting hole
- Designed with a setscrew for secure mounting
- Allen wrench included
- Fit any 32 mm (1.25") diameter engine guards
- Available in chrome or gloss black
- Sold in pairs

PART #	DESCRIPTION	PART #	DESCRIPTION
2040-2345	Gloss black	2040-2346	Chrome



MICRO BULLET TURN SIGNAL MOUNTING BRACKETS

- Fit any 10 mm (3/8") bolt hole
- Aluminum brackets
- Available in black or silver finish
- .12" thick
- Sold in pairs

PART #	DESCRIPTION	PART #	DESCRIPTION
L-BRACKET		STRAIGHT BRACKET	
2040-2715	Black	2040-2717	Black
2040-2716	Silver	2040-2718	Silver



All part numbers in **BLUE** are new for 2023.

WINDSHIELDS & FAIRINGS

SADDLEBAGS & LUGGAGE

SEATS & Sissy BARS

EXHAUST

FUEL/AIR SYSTEMS

ENGINE

TRANSMISSION, CLUTCH LINE & DRIVELINE

GASKETS & SEALS

ELECTRICAL

LIGHTING & LICENSE PLATES

HANDLEBARS, CONTROLS & MIRRORS

CABLES

BRAKES & BRAKE LINES

TANKS & OIL FILTERS

DASHES & GAUGES

FRAMES & SUSPENSION

FENDERS

FOOTRESTS & FLOORBOARDS

WHEELS & AXLES

COVERS, LOCKS & GENERAL

AUDIO, COMMUNICATION & MOUNTS

- WINDSHIELDS
& FAIRINGS
- SADDLEBAGS
& LUGGAGE
- SEATS &
SISSY BARS
- EXHAUST
- FUEL/AIR
SYSTEMS
- ENGINE
- TRANSMISSION,
CLUTCH LINE
& DRIVELINE
- GASKETS
& SEALS
- ELECTRICAL
- LIGHTING
& LICENSE
PLATES
- HANDLEBARS,
CONTROLS
& MIRRORS
- CABLES
- BRAKES &
BRAKE LINES
- TANKS &
OIL FILTERS
- DASHES
& GAUGES
- FRAMES &
SUSPENSION
- FENDERS
- FOOTRESTS &
FLOORBOARDS
- WHEELS
& AXLES
- COVERS,
LOCKS &
GENERAL
- AUDIO,
COMMUNICATION
& MOUNTS



2040-2843



2040-2844



DUAL-INTENSITY LOW-PROFILE SADDLEBAG LIGHTS

- 48 dual-intensity red LEDs are encased behind a red or smoke lens
- Mounts with tape
- In-line quick disconnect
- Include decorative chrome trim; gloss black trim sold separately (PART #3501-1861; see below)
- Run/brake function (Smart Triple Play® PART #2050-0319 required for run/brake/turn function, sold separately; see page 128)
- Plug-and-play technology

PART #	DESCRIPTION
FOR 15-18 CHIEFTAIN/CHIEFTAIN DARK HORSE, 18-20 CHIEFTAIN CLASSIC, 17-18 CHIEFTAIN ELITE, 18 CHIEFTAIN LIMITED, 15-22 ROADMASTER, 18-21 ROADMASTER ELITE, 16-22 SPRINGFIELD, 18-19 SPRINGFIELD DARK HORSE	
2040-2843	Red lens
2040-2844	Smoke lens

2040-2693



2040-2694



2040-2726



LOW-PROFILE BAGZ™

- Sleek low-profile design
- Mount to the top edge on OEM saddlebags
- Utilize super-bright LEDs behind a red or smoked lens
- Include run/brake functionality (except international fitments)
- In-line disconnect for quick removal of saddlebags

PART #	DESCRIPTION
FOR 21-22 ROADMASTER LIMITED, 20-22 SPRINGFIELD DARK HORSE AND 19-22 CHIEFTAIN/CHIEFTAIN LIMITED/CHIEFTAIN DARK HORSE/CHIEFTAIN ELITE/ROADMASTER DARK HORSE MODELS	
2040-2693	Red lens
2040-2694	Smoke lens
FOR 20-22 CHALLENGER/CHALLENGER DARK HORSE AND CHALLENGER LIMITED MODELS, 22 PURSUIT LIMITED/PURSHUIT DARK HORSE MODELS	
2040-2695	Red lens
2040-2696	Smoke lens

- Come pre-taped and include a plug-and-play wiring adapter for easy installation
- Units are completely sealed
- Sold in pairs

PART #	DESCRIPTION
FOR 21-22 ROADMASTER LIMITED, 20-22 CHALLENGER/CHALLENGER DARK HORSE/CHALLENGER LIMITED/CHIEFTAIN DARK HORSE/CHIEFTAIN ELITE/SPRINGFIELD DARK HORSE/ROADMASTER DARK HORSE, 19-22 CHIEFTAIN/CHIEFTAIN LIMITED, 22 PURSUIT LIMITED/PURSUIT DARK HORSE (INTERNATIONAL MODELS ONLY)	
2040-2726	Red lens
2040-2727	Smoke lens

GLOSS BLACK SADDLEBAG TRIM

- Upgrade the chrome decorative trim included with Custom Dynamics® Saddlebag Lights (PART #s 2040-2843, 2040-2844; sold separately) to gloss black
- Units are pre-taped for mounting and measure 26,3 cm (10³/₈")
- Sold in pairs

PART #	DESCRIPTION
3501-1861	For 18-21 Roadmaster Elite, 16-22 Springfield, 15-22 Roadmaster, 18-20 Chieftain Classic, 18-19 Springfield Dark Horse, 18 Chieftain Limited, 15-18 Chieftain models



All part numbers in **BLUE** are new for 2023.



PROGLOW™ COLOR CHANGING LED ACCENT LIGHT STRIP


- Three LEDs mount to the vehicle with double-sided tape
- 13 mm (1/2") LED spacing
- 120° viewing angle
- Measures 38 mm x 11 mm W x 5 mm H (1,5" x 7/16" x 3/16")
- Sold each

PART

2040-2855

DESCRIPTION

3 LED accent light strip



SHOW CHROME®

RED LED MARKER LIGHTS

- Each marker light includes 14 red LEDs to increase visibility
- Dual-function lights for use as running lights and brake or turn signal lights
- Sold in pairs
- 25 mm x 95 mm (1" x 3 3/4")
- DOT/SAE compliant

PART

2040-2599

DESCRIPTION

For 15-22 Chief/Springfield/Roadmaster



KURYAKYN®

REAR FENDER STRIP LIGHTS

- Chrome housing has a gentle curve and contains a series of bright red dual-function LEDs
- Strips measure approximately 30,5 cm (12") long
- Plug-and-play wiring installation
- Install quickly using high-strength 3M™ VHB™ adhesive
- Sold in pairs

PART

2040-2598

DESCRIPTION

For all 14-21 Indian models (except Challenger, Scout, Scout Sixty, Scout Bobber and FTR)



KURYAKYN®

TAILLIGHT TOP TRIM

- Durable ABS construction
- Simple, peel-and-stick installation via high-strength adhesive

PART

2010-1232

DESCRIPTION

For 14-21 Indian models (except Scout, FTR, 19-21 Chieftain, Chieftain Dark Horse, Chieftain Limited/Elite, Springfield Dark Horse, Roadmaster Dark Horse and Challenger)

All part numbers in **BLUE** are new for 2023.

WINDSHIELDS
& FAIRINGS

SADDLEBAGS
& LUGGAGE

SEATS &
SISSY BARS

EXHAUST

FUEL/AIR
SYSTEMS

ENGINE

TRANSMISSION,
CLUTCH LINE
& DRIVELINE

GASKETS
& SEALS

ELECTRICAL

**LIGHTING
& LICENSE
PLATES**

HANDLEBARS,
CONTROLS
& MIRRORS

CABLES

BRAKES &
BRAKE LINES

TANKS &
OIL FILTERS

DASHES
& GAUGES

FRAMES &
SUSPENSION

FENDERS

FOOTRESTS &
FLOORBOARDS

WHEELS
& AXLES

COVERS,
LOCKS &
GENERAL

AUDIO,
COMMUNICATION
& MOUNTS

WINDSHIELDS
& FAIRINGS

SADDLEBAGS
& LUGGAGE

SEATS &
SISSY BARS

EXHAUST

FUEL/AIR
SYSTEMS

ENGINE

TRANSMISSION,
CLUTCH LINE
& DRIVELINE

GASKETS
& SEALS

ELECTRICAL

LIGHTING
& LICENSE
PLATES

HANDLEBARS,
CONTROLS
& MIRRORS

CABLES

BRAKES &
BRAKE LINES

TANKS &
OIL FILTERS

DASHES
& GAUGES

FRAMES &
SUSPENSION

FENDERS

FOOTRESTS &
FLOORBOARDS

WHEELS
& AXLES

COVERS,
LOCKS &
GENERAL

AUDIO,
COMMUNICATION
& MOUNTS



2040-2731



2040-2732



2040-2733

i.LASH

- Ensures that flashing frequency is correct after a turn signal conversion
- Easy to install
- Trouble-free operation of all Kellermann LED indicators

PART #	DESCRIPTION
FOR 15-21 SCOUT	
2040-2733	Rear indicator/taillight/brake lights

PART #	DESCRIPTION
FOR 18-21 SCOUT BOBBER	
2040-2731	Front indicator lights
2040-2732	Rear indicator lights

POWER RESISTORS

- When changing the original indicators to LED or halogen, the indicating frequency is automatically altered
- The indicating frequency is adjusted for parallel switched power resistors
- See application chart for guidance

NOTE: When using micro 1000 DF and a light control bulb, one additional resistor at 33 ohm (PART #2040-0712) for the rear light and one additional resistor at 7,5 ohm (PART #2040-0711) for the brake light are required.



2040-0710



2040-0711

PART #	DESCRIPTION	PART #	DESCRIPTION	PART #	DESCRIPTION
2040-0710	10 ohm	2040-0711	7,5 ohm	2040-0712	33 ohm

APPLICATION CHART

POWER INTAKE OF ORIGINAL INDICATORS	MICRO 1000 HALOGEN	MICRO 1000 LED/RHOMBUS	MICRO BL 1000 LED
REQUIRED RESISTOR WHEN CHANGING TO KELLERMANN INDICATORS (PER INDICATOR)			
21W	2040-0710	2040-0711	2040-0710
REQUIRED RESISTOR WHEN CHANGING TO KELLERMANN INDICATORS (PER SIDE)			
10W	2040-0710	2040-0710	2040-0710



LOAD-INDEPENDENT INDICATOR RELAY

- Ideal for use with LED or halogen indicators
- In addition to regulating the indicating frequency, this relay offers the advantage of cancelling the function of the unused indicator
- Optimally suited for motorcycles with one or two indicator lights and as a replacement for two- or three-poled original relays
- Includes all necessary mounting hardware
- ECE approved



PART #	DESCRIPTION
2040-0709	Load-independent indicator relay



R1 LOAD-INDEPENDENT FLASHER RELAY

- Simple installation infeed to the turn indicator switch
- Connection to flasher dashboard light also possible
- Restricts the accompanying flashing of non-activated turn indicators
- Flashes independently of load at a steady 75 pulses per minute
- Dimensions 21 mm L x 11 mm W x 6 mm H
- Suitable for turn indicator switches and motorcycles with 6- and 12-volt electrical systems
- ECE approved
- Sold each




PART #	DESCRIPTION
2020-0625	R1 Flasher relay

2020-1747



2020-1748



FLASHER RELAYS

- Suitable for vehicles with 5-9 volt or 12 volt indicator application
- Higher wattage than stock equipment

PART #	DESCRIPTION	PART #	DESCRIPTION
2020-1747	5-9 volt	2020-1748	12 volt

All part numbers in **BLUE** are new for 2023.



2050-0303



STATIC/DYNAMIC SEQUENTIAL SIGNAL MODULES

- Allow for the three separate LED turn signals, installed on the rear of the bike, to flash sequentially
- LEDs will also perform brake and running light functions
- Include color-coded replacement rear fender harness and installation instructions
- Built-in load equalizer prevents rapid flashing
- Static sequential flashing: when the turn signal button is pressed, the first LED will light up followed by the second and third before all three shut off and the sequence starts again
- Dynamic sequential flashing: when the turn signal button is pressed, the first LED will light up then power off, followed by the second on/off and third on/off before the sequence starts again

PART #	DESCRIPTION
UNIVERSAL FITMENT	
2050-0303	Static module

PART #	DESCRIPTION
UNIVERSAL FITMENT (CONT)	
2050-0307	Dynamic module



BADLANDS ILLUMINATOR MODULE

- Designed to add running light, brake light and turn signal functions to each rear turn signal
- Features a built-in load equalizer that is perfect for switching out factory turn signals to LED versions
- Plug-n-play design for easy installation
- For use with LED turn signals PART # 2020-1279 on page 123


PART #	DESCRIPTION
2050-0260	For all 14-20 Indian models (except Scout)



ILLUMINATOR MODULE

- Adds running light function only to front turn signals for improved visibility
- Plug-and-play design

PART #	DESCRIPTION
2050-0442	For all 18-22 Indian models (Except all Scout models)



PLUG-N-PLAY ILLUMINATOR

- Provides running light function to front turn signals
- Built-in load equalizer prevents turn signals from flashing rapidly

PART #	DESCRIPTION
2050-0291	For all 14-20 Indian models (except Scout)



PLUG-N-PLAY ILLUMINATOR

- Provides running light, brake light and turn signal functions to new rear turn signals
- Built-in load equalizer to prevent rapid flashing
- Includes new wiring harness for rear fender

PART #	DESCRIPTION
2050-0290	For 14-22 Scout models

All part numbers in **BLUE** are new for 2023.

WINDSHIELDS
& FAIRINGS

SADDLEBAGS
& LUGGAGE

SEATS &
SISSY BARS

EXHAUST

FUEL/AIR
SYSTEMS

ENGINE

TRANSMISSION,
CLUTCH LINE
& DRIVELINE

GASKETS
& SEALS

ELECTRICAL

LIGHTING
& LICENSE
PLATES

HANDLEBARS,
CONTROLS
& MIRRORS

CABLES

BRAKES &
BRAKE LINES

TANKS &
OIL FILTERS

DASHES
& GAUGES

FRAMES &
SUSPENSION

FENDERS

FOOTRESTS &
FLOORBOARDS

WHEELS
& AXLES

COVERS,
LOCKS &
GENERAL

AUDIO,
COMMUNICATION
& MOUNTS



SMART TRIPLE PLAY®

- Converts rear turn signals to run-brake-turn
- Works with LEDs or incandescent bulbs
- Ten user-selectable, built-in brake light strobe/flash patterns (user can also select no strobe/flash on brake)
- Ten user-selectable running light intensities allow user to match the running light brightness of turns to center taillight
- Ability to apply brake strobe/flash patterns on center taillight only, rear turns only, or rear turns and center taillight
- Built-in short circuit protection
- Sealed, weathertight case



2050-0319



2050-0408

- Slimline design: 10,6 cm L x 35,56 mm W x 15 mm H (4,2" x 1,4" x 0,6")

PART NO.	DESCRIPTION
2050-0319	For 21 Vintage, 20-21 Roadmaster Elite, 16-21 Springfield, 15-22 Roadmaster, 18-20 Chieftain Classic, 15-20 Chief Vintage, 18-19 Springfield Dark Horse, 15-19 Chief/Chief Classic/Chief Dark Horse and 18 Roadmaster Classic models
2050-0408	For 15-22 Scout and Scout Sixty models (except Scout Bobber models)

MAGIC STROBES BRAKE LIGHT FLASHER

- 10 user-selectable flash/strobe patterns
- Overcurrent protection
- Thermal protection
- Built-in short circuit protection
- Reverse wiring protection
- 84 watts max power rating, 12VDC
- Works with stock Indian LED taillight
- Sealed, weathertight case
- Compact size: 57 mm x 32 mm x 13 mm (2,25" x 1,25" x 0,5")



2050-0282



2050-0324



2050-0453



2050-0322

PART #	DESCRIPTION
2050-0282	For 15-22 Roadmaster, 18 Roadmaster Classic, 20-21 Roadmaster Elite, 16-22 Springfield, 18-19 Springfield Dark Horse, 15-19 Chief/Chief Classic/Chief Dark Horse, 15-20 Chief Vintage, 21 Vintage, 15-18 Chieftain/Chieftain Dark Horse and 18-20 Chieftain Classic models
2050-0324	For 22 Pursuit Limited/Pursuit Dark Horse, 15-22 Roadmaster models w/ OEM trunk brake light (does not fit Roadmaster Classic)
2050-0453	For 20-22 Challenger/Challenger Dark Horse/Challenger Limited/Challenger Elite, 22 Pursuit Limited/Pursuit Dark Horse/Chief/Chief Dark Horse/Chief Bobber/Chief Bobber Dark Horse/SuperChief/Super Chief Ltd. models
2050-0454	For 19-22 Chieftain/Chieftain Ltd./Chieftain Dark Horse/Chieftain Elite/Roadmaster Dark Horse, 21-22 Roadmaster Ltd., 21 Vintage Dark Horse, 20 Chief Dark Horse and 20-22 Springfield Dark Horse models
2050-0322	For 15-22 Scout/Scout Sixty (except Scout Bobber)



HEADLIGHT ADAPTER

- Required when installing a Custom Dynamics TruBEAM® or ProBEAM® LED headlamp on 20-22 Indian models with factory OEM LED headlamp
- Plug-and-play headlamp harness
- One adapter needed per bike

PART #	FITS MODEL
2001-2291	For 20-22 Challenger/Roadmaster/Chieftain Limited/Chieftain Elite and Chieftain Dark Horse models

PROBEAM® PASSING LAMP ADAPTERS


- Plug-and-play passing lamp adapters are required when installing Custom Dynamics® ProBEAM® 11,5 cm (4,5") LED passing lamps; sold separately, see page 128
- Sold in pairs



PART #	DESCRIPTION
2001-1856	For 21 Vintage, 16-21 Springfield, 15-21 Roadmaster/Roadmaster Classic/Roadmaster Elite, 18-20 Chieftain Classic, 15-20 Chief Vintage and 15-18 Chieftain/Chieftain Dark Horse/Chieftain Limited models

TURN SIGNAL POLARITY CONVERTERS

- Fits all turn signal circuits
- For use with multi-function, common ground aftermarket lighting products
- Sold in pairs



PART #	DESCRIPTION
2050-0410	For Indian models only

UNIVERSAL 4-WIRE WEATHER-TIGHT QUICK-DISCONNECTS

- Quick-disconnect for any two-, three- or four-wire auxiliary lighting product
- 22 AWG wires
- 38 cm (15") total wire length
- Four-pin JAE connectors
- Sold in pairs



PART #	DESCRIPTION
2130-0316	Universal 4-wire weathertight quick-disconnects

WIRING ADAPTER

- Plug-and-play wire harness for simple wiring of aftermarket accessories
- Provides connections to motorcycle brake, running and turn signal wires



PART #	DESCRIPTION
2020-1884	For 20-22 Challenger/Challenger Dark Horse/Challenger Limited/Challenger Elite, 22 Pursuit Limited/Pursuit Dark Horse, 15-22 Chief/Chief Dark Horse/Chieftain/Chieftain Dark Horse/Chieftain Limited/Chieftain Elite/Springfield/Springfield Dark Horse/Roadmaster/Roadmaster Dark Horse/Roadmaster Limited, 15-21 Chieftain Classic/Roadmaster Classic/Roadmaster Elite, 15-20 Chief Classic/Chief Vintage, 21 Vintage/Vintage Dark Horse and 22 Chief Bobber/Chief Bobber Dark Horse/Super Chief/Super Chief Limited models

All part numbers in **BLUE** are new for 2023.

KURYAKYN

PASSING LAMP ADAPTER HARNESS

- Offer easy plug-and-play installation of Kuryakyn Orbit and Phase 7 LED passing lamps
- Eliminate the hassle of cutting and splicing the stock wiring harness
- Sold in pairs




PART #	DESCRIPTION
2120-0935	For 14-21 Chieftain and Roadmaster models with OEM passing lamps

KURYAKYN

PIGTAILS FOR LED TURN SIGNALS

- Eliminate side-to-side voltage bleed-over that cause problems when changing from stock incandescent turn signals to LED bulbs or custom LED turn signals
- When changing from incandescent to LED bulbs, just plug the voltage filter units in-line between taillight and stock turn signals
- When replacing stock turn signals with custom LED turn signals, splice the included set of pigtails to the custom LED turn signals and then plug the voltage filter units in-line between the taillight and signal



PART #	DESCRIPTION
2050-0409	For front or rear on 15-21 Scout/Scout Sixty, front only on 18-21 Scout Bobber models



CANBUS MODULE

- Requires no cutting, splicing or soldering
- Prevents damage to your factory wiring
- Plug-and-play installation
- Allows CANbus signal to work with trailer lights
- Works with Rivco trailer wiring components



PART #	DESCRIPTION
3902-0194	For all 14-19 Indian models (except Scout, FTR)

KURYAKYN

HIGH-INTENSITY LED BULBS

- Direct replacement for incandescent bulbs
- Produce a brighter, more intense light output with the benefit of low current draw, longer lifespan and resistance to vibration
- Sold each

NOTE: Load equalizer may be required on pre-CAN-bus models.



2060-0619

PART #	DESCRIPTION
1157 STYLE	
2060-0619	Red/red
2060-0620	Amber/amber



LED REPLACEMENT FOR H8 BULBS

- Replace Indian H8 bulbs
- 1700 lumens of total output (850 per bulb)
- Intense white light rated at 6000 Kelvin
- Plug-and-play installation using factory bulb housing
- Sold as pair



PART #	DESCRIPTION
2060-0627	H8 LED bulbs

SHOW CHROME®

MR16 LED REPLACEMENT BULB

- Popular MR16 LED bulb introduced in 2015 is now pushed to an additional 90 lumens
- MR16 LED bulb now delivers 490 lumens with its high-output, high-intensity LED and now has a bright 5000K color temperature
- Dimmable design of this bulb also delivers less feedback to weak radio signals, making this a great upgrade to many of Big Bike Parts Mini LED Driving Light Kits
- Sold each



PART #	DESCRIPTION
2060-0636	MR16 LED replacement bulb

All part numbers in **BLUE** are new for 2023.

- WINDSHIELDS & FAIRINGS
- SADDLEBAGS & LUGGAGE
- SEATS & SISSY BARS
- EXHAUST
- FUEL/AIR SYSTEMS
- ENGINE
- TRANSMISSION, CLUTCH LINE & DRIVE LINE
- GASKETS & SEALS
- ELECTRICAL
- LIGHTING & LICENSE PLATES
- HANDLEBARS, CONTROLS & MIRRORS
- CABLES
- BRAKES & BRAKE LINES
- TANKS & OIL FILTERS
- DASHES & GAUGES
- FRAMES & SUSPENSION
- FENDERS
- FOOTRESTS & FLOORBOARDS
- WHEELS & AXLES
- COVERS, LOCKS & GENERAL
- AUDIO, COMMUNICATION & MOUNTS



SLIP-INN LICENSE PLATE MOUNTS

- The new SLIP-INN opening allows easy mounting of the license plate without screws or glue
- Bright LED tag lighting in slim, high-quality aluminum housing available in black anodized or chrome finishes

PART #	DESCRIPTION	COLOR
2030-1310	For German license plates (180 mm x 200 mm)	Black
2030-1311	For German license plates (180 mm x 200 mm)	Chrome
2030-1953	For German license plates (220 mm x 200 mm)	Black

PART #	DESCRIPTION	COLOR
2030-1954	For German license plates (220 mm x 200 mm)	Chrome
2030-1312	For Austrian license plates	Black
2030-1313	For Austrian license plates	Chrome
2030-1314	For Swiss license plates	Black
2030-1315	For Swiss license plates	Chrome
2030-2069	For Spanish license plates	Black

PART #	DESCRIPTION	COLOR
2030-2070	For French license plates	Black
2030-2071	For UK license plates	Black
2030-2072	For Italian license plates	Black
2030-2073	For Dutch license plates	Black
2030-2074	For Swedish license plates	Black
2030-2075	For Belgian license plates	Black



SIDE-MOUNT LICENSE PLATE HOLDERS

- Fit Indian models with 25,4 mm (1") rear axle
- SLIP-INN opening for screw-less mounting of the license plate
- Integrated LED license plate; light in slim aluminum housing
- Stable arm with guaranteed ANTI-TWIST safety

- Three different mounting options in width and invisible cable routing
- High-quality aluminum in black anodized finish
- Come in different sizes for 10 European countries
- Include all mounting material and axle nuts

PART #	COUNTRY
FOR 15-20 SCOUT MODELS	
2030-1525	Germany (180 mm x 200 mm)
2030-1951	Germany (220 mm x 200 mm)
2030-1527	Austria
2030-1529	Switzerland
2030-1533	Spain
2030-1535	France
2030-1531	Belgium
2030-1543	Sweden

PART #	COUNTRY
FOR 15-20 SCOUT MODELS (CONT)	
2030-1537	United Kingdom
2030-1539	Italy
2030-1541	Netherlands
FOR 18-22 FTR MODELS	
2030-2052	Germany (180 mm x 200 mm)
2030-2056	Germany (220 mm x 200 mm)
2030-2053	Austria
2030-2055	Switzerland

PART #	COUNTRY
FOR 18-22 FTR MODELS (CONT)	
2030-2057	Spain
2030-2058	France
2030-2054	Belgium
2030-2061	Sweden
2030-2062	United Kingdom
2030-2059	Italy
2030-2060	Netherlands

All part numbers in BLUE are new for 2023.



2030-1433



2030-1434

DUAL-LED LICENSE PLATE FRAMES

- Provide: six bright-white license plate LEDs and 40 super-bright flush-mount dual-intensity red running brake LEDs
- Plate dimensions: 18,5 cm L x 11 cm W (7 1/4" x 4 1/4")

- Available in a curved style with a black or chrome finish
- Mounting hardware included

PART #	DESCRIPTION
2030-1433	Black

PART #	DESCRIPTION
2030-1434	Chrome



2030-0905



2030-0906

Accutronix
precision crafted billet products

SIDE-MOUNT LICENSE PLATES

- Billet 6061-T6 construction
- Includes a bright LED license plate light
- Mounts horizontally or vertically
- Mounts on the left side of the swingarm in place of the oval axle adjuster plate

- Window size: 15 cm x 83 mm (6" x 3 1/4")
- Outside dimensions: 19 cm x 11,5 cm (7 1/2" x 4 1/2")
- Mounting holes: 14,5 cm x 70 mm (5 3/4" x 2 3/4")
- Available in chrome and black finishes

PART #	DESCRIPTION
2030-0905	Black

PART #	DESCRIPTION
2030-0906	Chrome



SIDE-MOUNT LICENSE PLATE HOLDERS

- Side-mount holder for the license plate and GTÜ parts certificate
- Available with or without a milled slide-in frame
- The shortest license plate holder on the market guarantees you a TOP look
- Made of high-quality steel, CNC lasered and then powdercoated in black
- Includes LED license plate light with E-mark

PART #	COUNTRY	SIZE
WITH MILLED SLIDE-IN FRAME		
2030-2173	Austria	210 mm x 170 mm
2030-2199	Germany	180 mm x 200 mm
WITHOUT MILLED SLIDE-IN FRAME		
2030-2179	Austria	210 mm x 170 mm
2030-2190	France	210 mm x 130 mm

PART #	COUNTRY	SIZE
WITHOUT MILLED SLIDE-IN FRAME (CONT)		
2030-2205	Germany	180 mm x 200 mm
2030-2213	Italy	170 mm x 170 mm
2030-2230	Netherlands	210 mm x 143 mm
2030-2237	Switzerland	180 mm x 170 mm

All part numbers in **BLUE** are new for 2023.

- WINDSHIELDS & FAIRINGS
- SADDLEBAGS & LUGGAGE
- SEATS & SISSY BARS
- EXHAUST
- FUEL/AIR SYSTEMS
- ENGINE
- TRANSMISSION, CLUTCH LINE & DRIVELINE
- GASKETS & SEALS
- ELECTRICAL
- LIGHTING & LICENSE PLATES
- HANDLEBARS, CONTROLS & MIRRORS
- CABLES
- BRAKES & BRAKE LINES
- TANKS & OIL FILTERS
- DASHES & GAUGES
- FRAMES & SUSPENSION
- FENDERS
- FOOTRESTS & FLOORBOARDS
- WHEELS & AXLES
- COVERS, LOCKS & GENERAL
- AUDIO, COMMUNICATION & MOUNTS

KURYAKYN

LED CURVED LICENSE PLATE FRAME WITH MOUNT

- Die-cast aluminum frame is a direct replacement that hugs the rear fender and complements surrounding OEM chrome accents
- Built-in LEDs illuminate the license plate



PART #	DESCRIPTION
2030-0974	For 14-21 Indian models (except Scout, 19-21 Chieftain, Chieftain Dark Horse, Chieftain Limited and Roadmaster Dark Horse)

CARBON FIBER LICENSE PLATE MOUNT

- Eliminates the bulky rear "floating" turn signal, mudflap and license plate assembly for significant weight savings and a clean, race-inspired appearance
- Lightweight, strong and incredibly durable carbon fiber construction
- Accepts any aftermarket turn signals that mount via M8 stud
- Accepts stock turn signals if properly drilled (template provided)
- If using/mounting Kuryakyn by Kellermann Atto, micro S or Rhombus S turn signals, separate purchase of Kuryakyn M8 x 20mm adapter (quantity of two) is required
- Add the Kuryakyn by Kellermann KL1 License Plate Light to complete the look



PART #	DESCRIPTION
2030-2068	For 19-20 FTR, FTR S and FTR Rally models

CUSTOM REAR TURN SIGNAL AND LICENSE PLATE MOUNT

- Durable steel construction
- Accepts any Kuryakyn by Kellermann LED turn signals or aftermarket turn signals that mount via M8 studs
- Provides convenient and secure mounting location for Kuryakyn rear signal splitter modules for Scout when utilizing 3-wire red/red or 4-wire red/red/amber custom turn signals
- If using 2-wire amber or red LED turn signals, separate purchase of PART #2050-0409 is required
- License plate mount can also be removed if using a separate side mount kit



PART #	DESCRIPTION
2020-1993	For 15-21 Scout models (except Scout Bobber)

MOUNT CLAMPS FOR SIDE-MOUNT LICENSE PLATE HOLDERS

- Place the license plate in a sleek, side-mount position
- Plate stays visible, holders have built-in LED license plate light
- Model-specific swingarm mounts cast from quality aluminum
- Required to install Kuryakyn side-mount license plate holders (sold separately)



2030-1196



2030-0221

PART #	DESCRIPTION
FOR 15-21 SCOUT MODELS (EXCEPT BOBBER)	
2030-1195	Chrome
2030-1196	Gloss black
UNIVERSAL FOR 32 MM (1 1/4") DIA. TUBING	
2030-0221	Chrome

All part numbers in **BLUE** are new for 2023.



LICENSE PLATE MOUNT

- Constructed of highest quality aluminum
- Anodized black/silver



PART #
2030-1500

DESCRIPTION
For 19-22 FTR 1200/S



KL 1 LICENSE PLATE LIGHT

- High-quality metal casing can be mounted directly to license plate
- Complete illumination of license plate with pure white light (CRI 80)
- Suitable for motorcycles with 12 volt electrical systems
- Available in black
- ECE approved
- Sold each

PART #

2030-0796

DESCRIPTION

KL 1 license plate light



DAYTONA



LED LICENSE PLATE LIGHT

- Black LED license plate light made of high-quality ABS plastic
- E-marked
- 24 mm long M4 x P0,7 thread
- 49 mm L x 14 mm W x 19,8 mm H
- ECE approved

PART #

2030-2153

DESCRIPTION

LED license plate light



2030-1580



LED TAG BOLTZ

- Offer super-bright chip-on-board white LEDs for license plate illumination
- Simple two-wire installation with 45,5 cm (18") wire leads
- M-6 x 1" thread
- Fits all models with 12VDC negative ground systems

PART #

2030-1580

DESCRIPTION

Black



2030-1581

- Thread diameter is 0,232"
- Thread length is 0,59"
- Head diameter is 0,469"
- Head height is 0,711"
- Sold in pairs

PART #

2030-1581

DESCRIPTION

Chrome



REFLECTOR

- CNC-milled
- Lightweight construction
- Multiple possibilities for positioning
- Measures 100 x 13 mm



PART #
2030-1375

DESCRIPTION
Reflector

All part numbers in **BLUE** are new for 2023.

WINDSHIELDS
& FAIRINGS

SADDLEBAGS
& LUGGAGE

SEATS &
SISSY BARS

EXHAUST

FUEL/AIR
SYSTEMS

ENGINE

TRANSMISSION,
CLUTCH LINE
& DRIVELINE

GASKETS
& SEALS

ELECTRICAL

**LIGHTING
& LICENSE
PLATES**

HANDLEBARS,
CONTROLS
& MIRRORS

CABLES

BRAKES &
BRAKE LINES

TANKS &
OIL FILTERS

DASHES
& GAUGES

FRAMES &
SUSPENSION

FENDERS

FOOTRESTS &
FLOORBOARDS

WHEELS
& AXLES

COVERS,
LOCKS &
GENERAL

AUDIO,
COMMUNICATION
& MOUNTS

WINDSHIELDS
& FAIRINGSSADDLEBAGS
& LUGGAGESEATS &
SISSY BARS

EXHAUST

FUEL/AIR
SYSTEMS

ENGINE

TRANSMISSION,
CLUTCH LINE
& DRIVELINEGASKETS
& SEALS

ELECTRICAL

LIGHTING
& LICENSE
PLATESHANDLEBARS,
CONTROLS
& MIRRORS

CABLES

BRAKES &
BRAKE LINESTANKS &
OIL FILTERSDASHES
& GAUGESFRAMES &
SUSPENSION

FENDERS

FOOTRESTS &
FLOORBOARDSWHEELS
& AXLESCOVERS,
LOCKS &
GENERALAUDIO,
COMMUNICATION
& MOUNTS

32 MM (1¹/₄) KLIP HANGER HANDLEBARS

- Innovative 32 mm (1¹/₄) bars present the ultimate in rider personal adjustment and fit
- Allows 12,5 cm (5") of wrist adjustments
- Unique "Knuckles" allow control/grip portions of the handlebar to be adjusted in several directions; rider can tailor to his/her exact liking
- Bar sections are manufactured from DOM tubing, 'Knuckles' are machined from 6061 billet aluminum, all hardware is stainless steel

- All feature a fully knurled riser clamp area
- All are drilled/slotted for internal wiring
- All include chromed, billet aluminum, domed bar end plugs for a finished look

NOTE: PART #s 0601-5368 and 0601-5369 will fit most 99-07 H-D models if used with 08 and later FLHT-style master cylinder.

PART #	DESCRIPTION	CENTER WIDTH	UPRIGHT BAR RISE	GRIP-TO-GRIP WIDTH
FOR 18-20 CHIEF CLASSIC, DARKHORSE, VINTAGE AND SPRINGFIELD DARKHORSE				
0601-5372	Black	35,5 cm (14")	33 cm (13")	86 cm (34")
0601-5373	Chrome	35,5 cm (14")	33 cm (13")	86 cm (34")
For 20-22 CHALLENGER				
0601-5374	Black	35,5 cm (14")	33 cm (13")	86 cm (34")
0601-5375	Chrome	35,5 cm (14")	33 cm (13")	86 cm (34")



32 MM (1¹/₄) PRAIRIE HANDLEBAR FIT KITS

- Combine traditional beach bar styling with a more comfortable, relaxed cruising position
- Wider and lower than the stock bars on your Indian Chief Classic or Vintage, with 76,2 mm (3") more pullback for reduced reach to the handgrips and controls
- Easy to replace your stock bars by including necessary cables in the convenient Prairie Bar Fit Kit
- Available in chrome or black; cables are black in both kits



PART #	DESCRIPTION	END RISE	GRIP-TO-GRIP WIDTH	CENTER WIDTH	PULLBACK
FOR 18-22 CHIEF DARKHORSE, CHIEF VINTAGE, SPRINGFIELD, SPRINGFIELD DARKHORSE, 19-22 CHIEF CLASSIC					
0601-5370	Black	12,5 cm (5")	84 cm (33")	17 cm (6,75")	43 cm (17")
0601-5371	Chrome	12,5 cm (5")	84 cm (33")	17 cm (6,75")	43 cm (17")
FOR 15-18 CHIEF CLASSIC AND CHIEF VINTAGE					
0601-3130	Chrome	20,5 cm (8")	94 cm (37")	20,5 cm (8")	35,5 cm (14")
0601-3131	Black	20,5 cm (8")	94 cm (37")	20,5 cm (8")	35,5 cm (14")

All part numbers in **BLUE** are new for 2023.



25,4 MM (1") KLIP HANGER HANDLEBAR KITS

- The ultimate in rider personal adjustment and fit
- Innovative "Klamps" allow the control/grip portions of the handlebar to be adjusted in several directions to allow the rider to find that perfect fit
- Included handlebars manufactured from DOM tubing, clamps machined from 6061 billet aluminum, chrome hardware, polished aluminum domed bar end plugs
- 25,4" diameter (1")
- Bars are drilled and slotted for internal wiring and work with heated grips
- Bar ends are slotted for Throttle-By-Wire option
- Fully knurled center section (riser clamp area) for use with stock riser clamp set-up

PART #	DESCRIPTION
FOR 15-22 SCOUT/SCOUT SIXTY	
0601-3423	25,5 cm (10") Chrome/chrome
0601-3425	12,5 cm (5") Black/black
0601-3426	12,5 cm (5") Chrome/chrome
0601-3427	12,5 cm (5") Black/chrome



Black/Chrome

PART #	DESCRIPTION
FOR 14-16 CHIEFTAIN/ROADMASTER	
0601-3253	30,5 cm (12") Black/black
0601-3255	30,5 cm (12") Black/chrome



0601-3593

25,4 MM (1") KLASSIC HANDLEBARS

- A great choice for building a bobber, and/or just creating a vintage feel
- Low-profile bars give a more forward stance and traditional flat track style
- More aggressive position than stock bars, and they position rider's wrists/arms outward when compared to stock

PART #	DESCRIPTION	END RISE	WIDTH	CENTER WIDTH	PULLBACK	DIAMETER
FOR 15-22 SCOUT/SCOUT SIXTY						
0601-3593	Chrome	76 mm (3")	89 cm (35")	20,5 cm (8")	20,5 cm (8")	20,5 cm (1")
0601-3592	Black	76 mm (3")	89 cm (35")	20,5 cm (8")	20,5 cm (8")	20,5 cm (1")



0601-3592

All part numbers in **BLUE** are new for 2023.

WINDSHIELDS & FAIRINGS
SADDLEBAGS & LUGGAGE
SEATS & SISSY BARS
EXHAUST
FUEL/AIR SYSTEMS
ENGINE
TRANSMISSION, CLUTCH LINE & DRIVELINE
GASKETS & SEALS
ELECTRICAL
LIGHTING & LICENSE PLATES
HANDLEBARS, CONTROLS & MIRRORS
CABLES
BRAKES & BRAKE LINES
TANKS & OIL FILTERS
DASHES & GAUGES
FRAMES & SUSPENSION
FENDERS
FOOTRESTS & FLOORBOARDS
WHEELS & AXLES
COVERS, LOCKS & GENERAL
AUDIO, COMMUNICATION & MOUNTS



0601-4466



0601-4467

32 MM (1,25") TWIN PEAKS HANDLEBARS

- Designed for use with stock cables, grips and handlebar clamp
- Drilled for internal wiring
- Available in chrome or gloss black powdercoat

CHROME	GLOSS BLACK	RISE	END RISE	WIDTH	CENTER WIDTH	PULLBACK
FOR 15-22 SCOUT MODELS						
0601-4466	0601-4467	14,5 cm (5,75")	16,5 cm (6,5")	86 cm (34")	20 cm (7,5")	13 cm (5")



0601-5589



0601-5592

32 MM (1 1/4") TWIN PEAK HANDLEBARS

- A perfect fit for your Indian Challenger
- Designed for internal wiring
- Pointed, mitered top for an aggressive look
- 32 mm (1 1/4") diameter bar looks stout installed

CHROME	DESCRIPTION
FOR 20-22 CHALLENGER MODELS	
0601-5589	25,5 cm (10") chrome
0601-5590	25,5 cm (10") black

CHROME	DESCRIPTION
FOR 20-22 CHALLENGER MODELS (CONT)	
0601-5591	30,5 cm (12") chrome
0601-5592	30,5 cm (12") black



0601-5594



0601-5595

32 MM (1 1/4") PRIMEAPE HANDLEBARS

- A new twist on the conventional Ape; mitered top with a traditional two-bend bottom
- Direct bolt-on; drilled for internal wiring

PART #	DESCRIPTION
FOR 20-22 CHALLENGER MODELS	
0601-5593	25,5 cm (10") chrome
0601-5594	25,5 cm (10") gloss black

PART #	DESCRIPTION
FOR 20-22 CHALLENGER MODELS (CONT)	
0601-5595	30,5 cm (12") chrome
0601-5596	30,5 cm (12") gloss black

All part numbers in **BLUE** are new for 2023.



TRASK

32 MM (1¹/₄") V-LINE HANDLEBARS

- Seamless DOM mild steel construction with black powdercoated finish
- 22 mm (7/8") grip and clamping area, drilled for internal wiring and notched for TBW

PART #
0601-3056

DESCRIPTION
For 15-22 Scout/Scout Sixty, 18-21 Scout Bobber



TRASK

32 MM (1¹/₄") BRO BARS

- Made from 3 mm (0,120") wall tubing
- Dimpled and pre-drilled for internal wiring
- Measurements: 35,5 cm tall (14"), 40,5 cm pullback (16") and 91 cm wide (36")

PART #	DESCRIPTION	RISE
FOR 18-22 CHIEFTAIN/ROADMASTER MODELS		
0601-4843	Powdercoated black	+20,5 cm (8")
0601-4842	Chrome	+20,5 cm (8")
0601-4156	Powdercoated black	+10 cm (4")
0601-4155	Chrome	+10 cm (4")

PART #	DESCRIPTION	RISE
FOR 14-17 CHIEFTAIN/ROADMASTER MODELS		
0601-3730	Powdercoated black	+10 cm (4")
0601-3731	Chrome	+10 cm (4")
0601-5194	Chrome	+20,5 cm (8")
0601-5195	Powdercoated black	+20,5 cm (8")



32 MM (1¹/₄") MODULAR HANDLEBARS

- Innovative 32 mm (1¹/₄") steel handlebars feature billet aluminum junction clamps that rotate towards or away from the rider to set at their desired comfort needs
- Mini-Ape styling
- Multi-piece design allows for easier installation and ability to adjust bar angle to each riders preferred riding position
- Choose from chrome or black finish

CHROME PART #	BLACK PART #	END RISE	WIDTH	CENTER WIDTH	PULLBACK
FOR 14-17 CHIEFTAIN MODELS W/ NAV					
0601-3969	0601-3968	30,5 cm (12")	97 cm (38")	38 cm (15")	Adjustable



All part numbers in **BLUE** are new for 2023.

WINDSHIELDS
& FAIRINGSSADDLEBAGS
& LUGGAGESEATS &
SISSY BARS

EXHAUST

FUEL/AIR
SYSTEMS

ENGINE

TRANSMISSION,
CLUTCH LINE
& DRIVELINEGASKETS
& SEALS

ELECTRICAL

LIGHTING
& LICENSE
PLATESHANDLEBARS,
CONTROLS
& MIRRORS

CABLES

BRAKES &
BRAKE LINESTANKS &
OIL FILTERSDASHES
& GAUGESFRAMES &
SUSPENSION

FENDERS

FOOTRESTS &
FLOORBOARDSWHEELS
& AXLESCOVERS,
LOCKS &
GENERALAUDIO,
COMMUNICATION
& MOUNTS

WINDSHIELDS
& FAIRINGS

SADDLEBAGS
& LUGGAGE

SEATS &
SISSY BARS

EXHAUST

FUEL/AIR
SYSTEMS

ENGINE

TRANSMISSION,
CLUTCH LINE
& DRIVELINE

GASKETS
& SEALS

ELECTRICAL

LIGHTING
& LICENSE
PLATES

HANDLEBARS,
CONTROLS
& MIRRORS

CABLES

BRAKES &
BRAKE LINES

TANKS &
OIL FILTERS

DASHES
& GAUGES

FRAMES &
SUSPENSION

FENDERS

FOOTRESTS &
FLOORBOARDS

WHEELS
& AXLES

COVERS,
LOCKS &
GENERAL

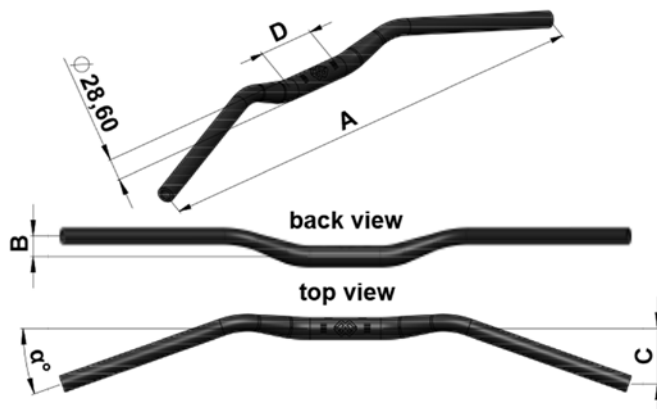
AUDIO,
COMMUNICATION
& MOUNTS



28,6 MM (1¹/₈") GT OVERSIZE LOW HANDLEBARS

- Constructed from 6061 aluminum
- Sandblasted and anodized
- Available in black or gold
- Sold each
- ABE approved

NOTE: GT Oversize Low handlebars can only use 2D.GT risers with a 28,6 mm diameter clamping area, see below.



PART #	DESCRIPTION
FOR 19-20 FTR 1200/S	
0601-3145	Black

PART #	DESCRIPTION
FOR 19-20 FTR 1200/S (CONT)	
0601-3146	Gold

HANDLEBAR TYPE	A	B	C	D	PULLBACK ANGLE (°)
GT Oversize Low	755 mm	86 mm	94 mm	140 mm	24°



ACMA TOP YOKE NUT

- Lightweight, 7075 aluminum construction with an anodized finish
- Easy to use pin-interlock system to prevent it from loosening
- No special tools necessary
- M28 x 1,0 mm thread
- Sold each

NOTE: ACMA nut is designed solely for use as a top yoke nut. Do not use it on the rear axle or swingarm axle.



0410-0273



0410-0276

PART #	DESCRIPTION
FOR 19-22 FTR 1200/S	
0410-0273	Black

PART #	DESCRIPTION
FOR 19-22 FTR 1200/S (CONT)	
0410-0276	Red



2D.GT HANDLEBAR RISER

- Revolutionary design effectively assists in finding the perfect handlebar position for your ride
- Risers provide unseen adjustability and styling through up, down, forward and backward movements
- Raises handlebars 6 mm
- Forward and backward adjustable 7 mm in each direction
- Includes adjustable speedometer holder

PART #	DESCRIPTION
0602-1093	For 19-22 FTR 1200/S



50,8 MM (2") PIVOTING BAR RISERS

- 50,8 mm (2") of rise
- 32 mm (1¹/₄") stem
- Accept 32 mm (1¹/₄") handlebar
- Bring the stock handlebar location back toward the rider by approximately 50,8 mm (2")
- These risers are a great option for riders who want to get more upright in the seat and/or get weight off of their arms, neck, and shoulders
- Work with stock cables on the Indian Chieftain/Roadmaster
- Riser positioning will be limited by the large OEM fairing assembly
- Black anodized finish

NOTE: Will not work on 17-21 models with Ride Command.

US Patent #6,920,806.

PART #	DESCRIPTION
0602-0908	For 12-21 Chieftain/Roadmaster



All part numbers in **BLUE** are new for 2023.



PSR

ADJUSTABLE LEVERS AND SETS

- Easily adjust lever to bar reach for individual riders (limited inward adjustment)
- CNC-machined from high quality aluminum
- Available in black, chrome or contrast black
- Lever sets sold in pairs; replacement levers sold each

DESCRIPTION	LEVER SET	REPL. CLUTCH LEVER
FOR 20-22 CHALLENGER, 18-21 CHIEF, 18-22 CHIEFTAIN, 22 PURSUIT, 18-22 SPRINGFIELD, 18-22 ROADSTER		
Anthem, chrome	0610-2140	-
Anthem, black	0610-2141	0613-1860
Anthem, contrast	0610-2142	-
Journey, chrome	0610-2135	0613-1854
Journey, black	0610-2136	-

DESCRIPTION	LEVER SET	REPL. CLUTCH LEVER
FOR 17-22 SCOUT/SCOUT SIXTY, 18-22 SCOUT BOBBER, 20-22 SCOUT BOBBER SIXTY/SCOUT BOBBER TWENTY, 22 SCOUT ROGUE/SCOUT ROGUE SIXTY		
Anthem, chrome	0610-2137	-
Anthem, black	0610-2138	-
Anthem, contrast	0610-2139	-
Journey, chrome	0610-2133	-
Journey, black	0610-2134	-



MAXIMUM PERFORMANCE LEVERS

- Optimal shape and lever length for perfect control
- Features bowden cable convertible mounts; both the lever ratio and response of bowden cable clutches can be adjusted
- Precise and smooth lever adjustment
- Available in black
- Sold each
- ABE approved

PART #	DESCRIPTION
FOR 19-22 FTR 1200/S	
0613-1280	Brake

PART #	DESCRIPTION
FOR 19-22 FTR 1200/S (CONT)	
0613-1884	Clutch



GT SHIELD LEVER GUARDS

- CNC-machined high-end billet aluminum body
- Resistant plastic protecting piece
- Due to that mixture of materials, the protectors achieve best performances in stability and flexibility where it is needed
- Thanks to offset spacers, it can be adapted to various brake lever lengths
- Downward sloped design leaves enough space to place the hand at the outside of the handlebar
- Available in black
- Sold each

PART #	DESCRIPTION
FOR 19-22 FTR 1200/S	
0615-0299	Brake

PART #	DESCRIPTION
FOR 19-22 FTR 1200/S (CONT)	
0615-0300	Clutch



¹ Prior to installation, inner thread must be removed.

All part numbers in **BLUE** are new for 2023.

- WINDSHIELDS & FAIRINGS
- SADDLEBAGS & LUGGAGE
- SEATS & SISSY BARS
- EXHAUST
- FUEL/AIR SYSTEMS
- ENGINE
- TRANSMISSION, CLUTCH LINE & DRIVELINE
- GASKETS & SEALS
- ELECTRICAL
- LIGHTING & LICENSE PLATES
- HANDLEBARS, CONTROLS & MIRRORS
- CABLES
- BRAKES & BRAKE LINES
- TANKS & OIL FILTERS
- DASHES & GAUGES
- FRAMES & SUSPENSION
- FENDERS
- FOOTRESTS & FLOORBOARDS
- WHEELS & AXLES
- COVERS, LOCKS & GENERAL
- AUDIO, COMMUNICATION & MOUNTS



CLUTCH AND BRAKE LEVERS

- CNC-machined from 6061 billet aluminum with a chrome-plated or black anodized finish
- Finger indents for a comfortable grip
- Uses stock mounting hardware
- Sold each

PART #	DESCRIPTION
FOR 17-22 SCOUT/SCOUT SIXTY/SCOUT BOBBER	
CLUTCH LEVERS	
0613-1940	Black
0613-1941	Chrome
BRAKE LEVERS	
0614-1723	Black
0614-1724	Chrome



KURYAKYN PHANTOM LEVERS

- Feature a sculpted concave design that offers maximum leverage when engaging the clutch or front brake
- Constructed from A380 aluminum
- Direct replacement for stock with easy installation
- Dished design provides leverage for any sized hands to effortlessly actuate the clutch or front brake
- Available in chrome or gloss black finish

PART #	DESCRIPTION
FOR 18-21 INDIAN MODELS (EXCEPT SCOUT, FTR)	
0610-2105	Chrome
0610-2106	Gloss black

PART #	DESCRIPTION
FOR 15-16 SCOUT/SCOUT SIXTY	
CLUTCH LEVERS (REPL. OEM #5139545/1021514-658)	
0613-1356	Black
0613-1357	Chrome
BRAKE LEVERS (REPL. OEM #2205842/2205843)	
0614-1112	Black
0614-1113	Chrome



KURYAKYN LEGACY LEVERS

- Direct replacements for stock levers deliver clean, classic styling to match the smooth lines of the Indian Scout
- Aluminum construction with premium gloss black finish
- Clutch and brake lever placement is similar to stock
- Minimalist styling for a clean alternative to the stock levers



PART #	DESCRIPTION
0610-2098	For 15-16 Scout models

All part numbers in **BLUE** are new for 2023.



FRINGED LEATHER LEVER COVERS

- Black leather lever covers feature 30,5 cm (12") L fringe
- Fit any of the larger, cruiser-style replacement levers
- Sold in pairs



PART #
DS-243062

DESCRIPTION
Fringed leather lever covers



FRINGED LEATHER GRIP COVERS

- Black leather grip covers with 30,5 cm (12") L fringe for grips on 25,4 mm (1") bars
- Available for rubber-covered grips
- Sold in pairs; grips not included



PART #
DS243060

DESCRIPTION
Fringed leather grip covers



MASTER CYLINDER RESERVOIR COVER

- Made of CNC-milled aluminum
- Installs quickly and easily
- Features four colored inserts (gold, silver, blue and red), which can be installed to fit individual preferences



PART #
0602-0886

FITS MODEL
For 19-20 FTR 1200/S

0610-1966



0610-1970



0610-1971



FRONT BRAKE MASTER CYLINDER COVERS

- CNC-machined from 6061 billet aluminum
- Mounting hardware included

FOR 15-22 SCOUT

PART #	DESCRIPTION
FINNED	
0610-1965	Black anodized
0610-1966	Black anodized/silver

PART #	DESCRIPTION
WARRIOR	
0610-1970	Black anodized
0610-1971	Chrome

All part numbers in **BLUE** are new for 2023.

WINDSHIELDS
& FAIRINGS

SADDLEBAGS
& LUGGAGE

SEATS &
SISSY BARS

EXHAUST

FUEL/AIR
SYSTEMS

ENGINE

TRANSMISSION,
CLUTCH LINE
& DRIVELINE

GASKETS
& SEALS

ELECTRICAL

LIGHTING
& LICENSE
PLATES

HANDLEBARS,
CONTROLS
& MIRRORS

CABLES

BRAKES &
BRAKE LINES

TANKS &
OIL FILTERS

DASHES
& GAUGES

FRAMES &
SUSPENSION

FENDERS

FOOTRESTS &
FLOORBOARDS

WHEELS
& AXLES

COVERS,
LOCKS &
GENERAL

AUDIO,
COMMUNICATION
& MOUNTS

WINDSHIELDS & FAIRINGS
SADDLEBAGS & LUGGAGE
SEATS & SISSY BARS
EXHAUST
FUEL/AIR SYSTEMS
ENGINE
TRANSMISSION, CLUTCH LINE & DRIVELINE
GASKETS & SEALS
ELECTRICAL
LIGHTING & LICENSE PLATES
HANDLEBARS, CONTROLS & MIRRORS
CABLES
BRAKES & BRAKE LINES
TANKS & OIL FILTERS
DASHES & GAUGES
FRAMES & SUSPENSION
FENDERS
FOOTRESTS & FLOORBOARDS
WHEELS & AXLES
COVERS, LOCKS & GENERAL
AUDIO, COMMUNICATION & MOUNTS

KURYAKYN



ISO®-GRIPS

- Combine style and comfort in a soft, non-slip surface that dampens handlebar vibrations
- Recessed area between ISO®-Pads allows cooling airflow in warm weather
- Knurled accent ring adds a touch of class
- Sold in pairs

NOTE: Not compatible with bar-end weights.

NOTE: Not compatible with OEM heated grips where heat element is in the grips.

PART #	DESCRIPTION
0630-1464	For 14-17 Chief Classic, Chieftain, Dark Horse, Springfield, Vintage models



0630-1839

SPEAR GRIPS

- Grip housings are cast aluminum with a chrome-plated finish
- Embedded, soft EPDM rubber inserts provide sure grip in all conditions, reduce vibration and allow airflow
- Sold in pairs

NOTE: Not compatible with OEM heated grips where heat element is in the grips.

PART #	DESCRIPTION	PART #	DESCRIPTION
FOR 14-17 CHIEF CLASSIC/CHIEFTAIN/DARK HORSE/SPRINGFIELD/VINTAGE		FOR 15-21 SCOUT	
0630-1839	Chrome/black	0630-1840	Chrome/black
0630-1867	Black	0630-1868	Black



0630-1867



GLOSS BLACK KINETIC GRIPS

- Designed to keep moving forward with the latest in styling and vibration-isolating technology
- Aluminum body and EPDM rubber to help ride with less fatigue and more control in a modern design
- Sold in pairs

PART #	DESCRIPTION
0630-1823	For 15-21 Scout models

All part numbers in **BLUE** are new for 2023.

KURYAKYN



THRESHER GRIPS

- Combine a soft, shark tooth-inspired, knurled rubber texture with an ergonomic profile that contours to the shape of your hands for unbeatable comfort and control
- Features a wider diameter for thumb, index and middle fingers and a tapered outer profile for ring and pinky
- Premium, durable EPDM rubber compound will not harden, crack or wear over time and provides an ultra-soft, "cushiony" feel for all-day vibration-dampening comfort

PART #	DESCRIPTION
FOR 18-21 CHIEF CLASSIC, CHIEFTAIN, DARK HORSE, SPRINGFIELD AND VINTAGE MODELS	
0630-2543	Chrome
0630-2544	Satin black
FOR 14-17 CHIEF CLASSIC, CHIEFTAIN, DARK HORSE, SPRINGFIELD AND VINTAGE MODELS	
0630-2315	Chrome
0630-2371	Satin black

- Assembled with OEM-specific throttle tube and feature a "glueless" clutch grip offering easy installation or removal for handlebar swaps
- Available in chrome or satin black with aluminum trim
- Sold in pairs

PART #	DESCRIPTION
FOR 15-21 SCOUT/SCOUT SIXTY/BOBBER MODELS	
0630-2541	Chrome
0630-2542	Satin black
FOR UNIVERSAL APPLICATIONS W/ 25,4 MM (1") HANDLEBARS	
0630-2316	Chrome
0630-2407	Satin black
FOR UNIVERSAL APPLICATIONS W/ 22 MM (7/8") HANDLEBARS	
0630-2317	Chrome
0630-2374	Satin black



RIOT GRIPS

- Grips have MX styling for a thin profile and aggressive look
- Grip housings are cast aluminum
- Soft, durable premium EPDM rubber grip compound inserts
- Trim rings are cast aluminum with a blasted black finish
- Sold in pairs

PART #	DESCRIPTION
0630-2093	For 15-21 Scout, Scout Sixty models



0630-2364

UNIVERSAL HEX GRIPS

- Contoured to fit perfectly in your hands for unbeatable comfort
- Ergonomic design features a widened diameter for thumb, index, and middle fingers, and a tapered outer profile for ring and pinky fingers to match the natural shape of your hands
- Premium, durable EPDM rubber compound will not harden, crack or wear over time and provides an ultra soft, cushiony feel for all-day vibration dampening comfort
- Combination of smooth and "hex" shaped embossed rubber provides amazing grip and distinct styling

PART #	DESCRIPTION
FOR 25,4 MM (1") HANDLEBARS	
0630-2364	Chrome
0630-2365	Satin black



0630-2365

- Available with chrome or satin black aluminum collars and end caps
- Feature bar-mounted end caps that can be easily replaced with bar end mirrors or weights
- Sold in pairs

NOTE: Throttle sleeve not included.

PART #	DESCRIPTION
FOR 22 MM (7/8") HANDLEBARS	
0630-2366	Chrome
0630-2367	Satin black

All part numbers in **BLUE** are new for 2023.

WINDSHIELDS
& FAIRINGSSADDLEBAGS
& LUGGAGESEATS &
SISSY BARS

EXHAUST

FUEL/AIR
SYSTEMS

ENGINE

TRANSMISSION,
CLUTCH LINE
& DRIVELINEGASKETS
& SEALS

ELECTRICAL

LIGHTING
& LICENSE
PLATESHANDLEBARS,
CONTROLS
& MIRRORS

CABLES

BRAKES &
BRAKE LINESTANKS &
OIL FILTERSDASHES
& GAUGESFRAMES &
SUSPENSION

FENDERS

FOOTRESTS &
FLOORBOARDSWHEELS
& AXLESCOVERS,
LOCKS &
GENERALAUDIO,
COMMUNICATION
& MOUNTS

- WINDSHIELDS
& FAIRINGS
- SADDLEBAGS
& LUGGAGE
- SEATS &
SISSY BARS
- EXHAUST
- FUEL/AIR
SYSTEMS
- ENGINE
- TRANSMISSION,
CLUTCH LINE
& DRIVELINE
- GASKETS
& SEALS
- ELECTRICAL
- LIGHTING
& LICENSE
PLATES
- HANDLEBARS,
CONTROLS
& MIRRORS
- CABLES
- BRAKES &
BRAKE LINES
- TANKS &
OIL FILTERS
- DASHES
& GAUGES
- FRAMES &
SUSPENSION
- FENDERS
- FOOTRESTS &
FLOORBOARDS
- WHEELS
& AXLES
- COVERS,
LOCKS &
GENERAL
- AUDIO,
COMMUNICATION
& MOUNTS




HART-LUCK SIGNATURE LOCK-ON GRIP SETS

- Designed for Indian models with throttle by wire
- Moto-inspired grip system specifically designed for your Indian Touring bike
- Proprietary medium-compound materials provide excellent durability and comfort
- Full-waffle moto-pattern reduces vibration and provides improved grip in all conditions
- Heavily knurled base-pattern delivers solid traction and control

- Billet aluminum clutch-side clamp ensures 100% slip-free security (eliminates the need for setscrews)
- T15 Torx bolts ensure extra-secure clamping for solid, twist-free mounting
- Available in a variety of grip/clamp colors

PART #	DESCRIPTION
FOR 18-21 INDIAN TOURING MODELS W/ TBW	
0630-2697	Black/black
0630-2698	Black/gun metal
0630-2699	Black/bronze

PART #	DESCRIPTION
FOR 18-21 INDIAN TOURING MODELS W/ TBW (CONT)	
0630-2866	Red
0630-2867	Silver



AIR CUSHIONED GRIPS

- Feature ergonomic seamless rubber grip technology
- A special core bar creates air pockets inside the grip body which dampens vibrations
- Billet aluminum end caps and collars

- Fit 25,4 mm (1") handlebars
- Available with chrome or black anodized finishes
- Sold in pairs
- Matching pegs sold separately

PART #	DESCRIPTION
FOR 18-22 CHIEF VINTAGE, SPRINGFIELD, CHIEFTAIN, AND ROADMASTER	
0630-2565	3-ring, chrome
0630-2568	3-ring, black anodized
0630-2567	Spike, chrome

PART #	DESCRIPTION
FOR 18-22 CHIEF VINTAGE, SPRINGFIELD, CHIEFTAIN, AND ROADMASTER (CONT)	
0630-2570	Spike, black anodized
0630-2566	3-ring, chrome w/ throttle boss
0630-2569	3-ring, black anodized w/ throttle boss

All part numbers in **BLUE** are new for 2023.



0630-2576

GEL GRIPS

- Ergonomic grip
- Soft, gel rubber
- Tacky, rubber feel
- Vibration dampening
- Billet aluminum ends

PART #	DESCRIPTION
FOR 18-22 CHIEF VINTAGE, SPRINGFIELD, CHIEFTAIN, AND ROADMASTER	
0630-2576	3-ring, chrome
0630-2575	3-ring, black anodized



0630-1511

PART #	DESCRIPTION
FOR ALL 14-17 INDIAN MODELS (EXCEPT SCOUT)	
0630-1510	Chrome
0630-1511	Black anodized



0630-1904

MEMORY FOAM GRIPS

- The softest, most durable, chemical resistant grips on the market today
- A true vibration dampening grip
- 38 mm (1,5") diameter and 11,5 cm (4,6") inside length
- Chrome or black anodized aluminum ends
- Sold in pairs

PART #	DESCRIPTION
FOR INDIAN MODELS (EXCEPT SCOUT)	
0630-1904	Black anodized

PART #	DESCRIPTION
FOR SCOUT MODELS	
0630-1905	Chrome
0630-1906	Black anodized



0630-2578

PART #	DESCRIPTION
FOR 18-22 CHIEF VINTAGE, SPRINGFIELD, CHIEFTAIN, AND ROADMASTER	
0630-2578	Chrome
0630-2577	Black anodized



0630-2571

CUSTOM CONTOUR GRIPS

- Manufactured with Kraton® rubber
- Features a very soft serrated texture to help hang on to your bike
- Finished with 6061 billet aluminum end caps and collars
- Sold in pairs

PART #	DESCRIPTION
FOR 18-22 CHIEF VINTAGE, SPRINGFIELD, CHIEFTAIN, AND ROADMASTER	
0630-2571	Custom contour, chrome
0630-2573	Custom contour, anodized



0630-2574

PART #	DESCRIPTION
FOR 18-22 CHIEF VINTAGE, SPRINGFIELD, CHIEFTAIN, AND ROADMASTER (CONT)	
0630-2572	Custom contour spike, chrome
0630-2574	Custom contour spike, anodized

All part numbers in **BLUE** are new for 2023.

WINDSHIELDS
& FAIRINGSSADDLEBAGS
& LUGGAGESEATS &
SISSY BARS

EXHAUST

FUEL/AIR
SYSTEMS

ENGINE

TRANSMISSION,
CLUTCH LINE
& DRIVELINEGASKETS
& SEALS

ELECTRICAL

LIGHTING
& LICENSE
PLATES**HANDLEBARS,
CONTROLS
& MIRRORS**

CABLES

BRAKES &
BRAKE LINESTANKS &
OIL FILTERSDASHES
& GAUGESFRAMES &
SUSPENSION

FENDERS

FOOTRESTS &
FLOORBOARDSWHEELS
& AXLESCOVERS,
LOCKS &
GENERALAUDIO,
COMMUNICATION
& MOUNTS

WINDSHIELDS
& FAIRINGSSADDLEBAGS
& LUGGAGESEATS &
SISSY BARS

EXHAUST

FUEL/AIR
SYSTEMS

ENGINE

TRANSMISSION,
CLUTCH LINE
& DRIVELINEGASKETS
& SEALS

ELECTRICAL

LIGHTING
& LICENSE
PLATESHANDLEBARS,
CONTROLS
& MIRRORS

CABLES

BRAKES &
BRAKE LINESTANKS &
OIL FILTERSDASHES
& GAUGESFRAMES &
SUSPENSION

FENDERS

FOOTRESTS &
FLOORBOARDSWHEELS
& AXLESCOVERS,
LOCKS &
GENERALAUDIO,
COMMUNICATION
& MOUNTS

0630-1502



0630-1505

AIR CUSHIONED HEATED AND NON-HEATED GRIPS

- Feature billet end caps and rings with ergonomic Avon seamless rubber grip technology
- Designed with a very soft, tacky and durable material
- Fit 25,4 mm (1") handlebars
- Available in chrome or black anodized design with or without throttle boss



0631-0227



0631-0213

FOR ALL 14-17 CHIEFTAIN MODELS

PART #	DESCRIPTION
NON-HEATED	
0630-1496	3-ring, chrome
0630-1502	3-ring, black-anodized
0630-1504	Spike, black-anodized
0630-1497	3-ring, chrome w/ throttle boss
0630-1503	3-ring, black-anodized w/ throttle boss
0630-1505	Excalibur, black-anodized

PART #	DESCRIPTION
HEATED	
0631-0222	3-ring, chrome
0631-0225	3-ring, black-anodized
0631-0224	Spike, chrome
0631-0227	Spike, black-anodized
0631-0223	3-ring, chrome w/ throttle boss
0631-0226	3-ring, black-anodized w/ throttle boss

FOR 15-22 SCOUT MODELS

PART #	DESCRIPTION
HEATED	
0631-0212	3-ring, chrome
0631-0215	3-ring, black-anodized
0631-0217	Spike, black-anodized

PART #	DESCRIPTION
HEATED (CONT)	
0631-0214	Spike, chrome
0631-0213	3-ring, chrome w/ throttle boss
0631-0216	3-ring, black-anodized w/ throttle boss



0631-0228



0631-0230



0631-0219



0631-0221

CUSTOM CONTOUR HEATED GRIPS

- Feature 6061 billet end caps and collars
- Designed with a very soft, tacky and durable Kraton rubber construction

PART #	DESCRIPTION
FOR ALL 14-17 CHIEFTAIN MODELS	
0631-0228	Chrome
0631-0229	Black anodized
0631-0230	Spike, chrome
0631-0231	Spike, black anodized

- Fit 25,4 mm (1") handlebars
- Available in chrome or black anodized design
- Sold in pairs

PART #	DESCRIPTION
FOR 15-22 SCOUT MODELS	
0631-0218	Chrome
0631-0219	Black anodized
0631-0220	Spike, chrome
0631-0221	Spike, black anodized

All part numbers in **BLUE** are new for 2023.



FUSION ALLOY THROTTLE TUBE

- Durable 6061 aluminum
- Hard-anodized black finish
- Integrated PTFE sleeve delivers smooth throttle pull and return
- Geared for Indian Throttle-By-Wire housing

PART #	DESCRIPTION
0632-0855	For 18-21 Chief and Touring models



DAYTONA

NEOPRENE GRIP SPACER

- 2 pieces
- Outer diameter: 50 mm
- Inner diameter: 22 or 26 mm
- Thickness: 5 mm

PART #	DESCRIPTION
0632-0880	Neoprene grip spacer



HEATED GRIP XTENSION HARNESS

- 61 cm (24") wire harness extension
- Plug-n-play

PART #	DESCRIPTION
2120-0892	For 14-22 Indian models (except Scout, FTR)



KURYAKYN

MECHANICAL CRUISE ASSIST

- Looks like a bar end weight
- Spring-loaded tensioner inside holds the throttle in position once you set it with your little finger
- Easy throttle shut-down – just roll the throttle forward to disengage
- Optional matching clutch bar end weight available separately
- For use with OEM or Kuryakyn ISO®, Flame or Transformer grips

NOTE: Proper installation may require cutting a 15,9 mm (5/8") hole in the end of your OEM grip. Handlebars must have open ends.


PART #	DESCRIPTION
FOR USE W/ 22 MM (7/8") or 25,4 MM (1") DIA. HANDLEBARS W/ OPEN ENDS	
0634-0197	Cruise assist
0634-0198	Clutch bar end weight



HAND GUARDS

- Stylish wind protection for your hands
- Mounts are E-coated aluminum, guards are rubber-isolated
- Made of aircraft-grade Lucite® in black opaque
- Comes with black mounting

PART #	DESCRIPTION	PART #	DESCRIPTION
0635-1578	For 15-22 Scout/Scout Sixty	0635-1577	For 19-22 Scout Bobber



All part numbers in **BLUE** are new for 2023.

WINDSHIELDS & FAIRINGS

SADDLEBAGS & LUGGAGE

SEATS & SISSY BARS

EXHAUST

FUEL/AIR SYSTEMS

ENGINE

TRANSMISSION, CLUTCH LINE & DRIVELINE

GASKETS & SEALS

ELECTRICAL

LIGHTING & LICENSE PLATES

HANDLEBARS, CONTROLS & MIRRORS

CABLES

BRAKES & BRAKE LINES

TANKS & OIL FILTERS

DASHES & GAUGES

FRAMES & SUSPENSION

FENDERS

FOOTRESTS & FLOORBOARDS

WHEELS & AXLES

COVERS, LOCKS & GENERAL

AUDIO, COMMUNICATION & MOUNTS

WINDSHIELDS
& FAIRINGS

SADDLEBAGS
& LUGGAGE

SEATS &
SISSY BARS

EXHAUST

FUEL/AIR
SYSTEMS

ENGINE

TRANSMISSION,
CLUTCH LINE
& DRIVELINE

GASKETS
& SEALS

ELECTRICAL

LIGHTING
& LICENSE
PLATES

HANDLEBARS,
CONTROLS
& MIRRORS

CABLES

BRAKES &
BRAKE LINES

TANKS &
OIL FILTERS

DASHES
& GAUGES

FRAMES &
SUSPENSION

FENDERS

FOOTRESTS &
FLOORBOARDS

WHEELS
& AXLES

COVERS,
LOCKS &
GENERAL

AUDIO,
COMMUNICATION
& MOUNTS

motogadget



0640-1432

mo.view RACE XL MIRRORS

- CNC-machined from solid aluminum with stainless steel screws and glass-free mirror
- Weightless design features convex mirror with no edge or frame
- Mirror is resistant to corrosion, oxidation and scratching; approx. 4,5 mm thick
- Can be mounted on left or right side; above or below 22 mm or 25,4 mm handlebar end with included 12 mm W clamp
- Measures 129 mm dia.; 180 mm long stem
- ECE approved
- Sold each for left or right side

PART #	DESCRIPTION
0640-1432	mo.view race xl mirror; left side
0640-1433	mo.view race xl mirror; right side



mo.view SPORT XL MIRROR

- CNC-machined from solid aluminum with stainless steel screws and glass-free mirror
- Weightless design features convex mirror with no edge or frame
- Mirror is resistant to corrosion, oxidation and scratching; approx. 4,5 mm thick
- Can be mounted on left or right side; above or below 22 mm or 25,4 mm handlebar end with included 12 mm W clamp
- Measures 122 mm dia.; 180 mm long stem
- ECE approved
- Sold each

PART #	DESCRIPTION
0640-1431	mo.view sport xl mirror



mo.view CLUB XL MIRROR

- CNC-machined from solid aluminum with stainless steel screws and glass-free mirror
- Weightless design features convex mirror with no edge or frame
- Mirror is resistant to corrosion, oxidation and scratching; approx. 4,5 mm thick
- Can be mounted on left or right side; above or below 22 mm or 25,4 mm handlebar end with included 12 mm W clamp
- Measures 114 mm dia.; 180 mm long stem
- ECE approved
- Sold each

PART #	DESCRIPTION
0640-1430	mo.view club xl mirror



0640-1349

0640-1350

mo.view RACE MIRRORS

- CNC-machined from solid aluminum with stainless steel screws and glass-free mirror
- Weightless design features convex mirror with no edge or frame
- Mount above or below 22 mm or 25,4 mm handlebar end with included 12 mm W clamp
- Resistant to corrosion, oxidation and scratching; approx. 4,5 mm thick
- Measures 129 mm W x 80 mm H; stem length 150 mm
- ECE approved
- Sold each for left or right side

PART #	DESCRIPTION
0640-1349	mo.view race mirror; left side
0640-1350	mo.view race mirror; right side



mo.view SPORT MIRROR

- CNC-machined from solid aluminum with stainless steel screws and glass-free mirror
- Weightless design features convex mirror with no edge or frame
- Can be mounted on left or right side; above or below 22 mm or 25,4 mm handlebar end with included 12 mm W clamp
- Mirror is resistant to corrosion, oxidation and scratching; approx. 4,5 mm thick
- Measures 122 mm W x 83 mm H; stem length 150 mm
- ECE approved
- Sold each

PART #	DESCRIPTION
0640-1348	mo.view sport mirror



mo.view CLUB MIRROR

- CNC-machined from solid aluminum with stainless steel screws and glass-free mirror
- Weightless design features convex mirror with no edge or frame
- Can be mounted on left or right side; above or below 22 mm or 25,4 mm handlebar end with included 12 mm W clamp
- Mirror is resistant to corrosion, oxidation and scratching; approx. 4,5 mm thick
- Measures 114 mm W x 80 mm H; stem length 150 mm
- ECE approved
- Sold each

PART #	DESCRIPTION
0640-1347	mo.view club mirror

All part numbers in **BLUE** are new for 2023.

dragspecialties.eu / partseurope.eu



mo.view classic xl mirror

- CNC-machined from solid aluminum with stainless steel screws and glass-free mirror
- Weightless design features convex mirror with no edge or frame
- Mirror is resistant to corrosion, oxidation and scratching; approx. 4,2 mm thick
- Can be mounted on left or right side; above or below 22 mm or 25,4 mm handlebar end with included 12 mm W clamp
- Measures 96 mm dia.; 180 mm long stem
- ECE approved
- Sold each

PART #	DESCRIPTION
0640-1429	mo.view classic xl mirror



mo.view classic mirror

- CNC-machined from solid aluminum with stainless steel screws and glass-free mirror
- Weightless design features convex mirror with no edge or frame
- Can be mounted on left or right side; above or below 22 mm or 25,4 mm handlebar end with included 12 mm W clamp
- Mirror is resistant to corrosion, oxidation and scratching; approx. 4,2 mm thick
- Measures 96 mm dia.; stem length 150 mm
- ECE approved
- Sold each

PART #	DESCRIPTION
0640-1346	mo.view classic mirror

mo.view spy mirror

- CNC-machined from solid aluminum with stainless steel screws and glass-free mirror
- Weightless design features convex mirror with no edge or frame
- Mirror is resistant to corrosion, oxidation and scratching; approx. 4 mm thick
- Can be mounted left or right side; above or below 22 mm handlebar end with included 8 mm W clamp
- Measures 75 mm dia.; 61 mm long stem
- Sold each



PART #	DESCRIPTION
0640-1494	mo.view spy mirror



mo.view street mirror

- CNC-machined from solid aluminum with stainless steel screws and glass-free mirror
- Weightless design features convex mirror with no edge or frame
- Mirror is resistant to corrosion, oxidation and scratching; approx. 4,2 mm thick
- Can be mounted on left or right side; above or below 22 mm or 25,4 mm handlebar end with included 10 mm W clamp
- Measures 96 mm dia.; 72 mm long stem
- ECE approved
- Sold each



PART #	DESCRIPTION
0640-1426	mo.view street mirror

mo.view cafe mirror

- CNC-machined from solid aluminum with stainless steel screws and glass-free mirror
- Weightless design features convex mirror with no edge or frame
- Mirror is resistant to corrosion, oxidation and scratching; approx. 4,2 mm thick
- Can be mounted on left or right side; above or below 22 mm or 25,4 mm handlebar end with included 12 mm W clamp
- Measures 96 mm dia.; 61 mm long stem
- ECE approved
- Sold each



PART #	DESCRIPTION
0640-1352	mo.view cafe mirror



All part numbers in **BLUE** are new for 2023.

WINDSHIELDS
& FAIRINGS

SADDLEBAGS
& LUGGAGE

SEATS &
SISSY BARS

EXHAUST

FUEL/AIR
SYSTEMS

ENGINE

TRANSMISSION,
CLUTCH LINE
& DRIVELINE

GASKETS
& SEALS

ELECTRICAL

LIGHTING
& LICENSE
PLATES

HANDLEBARS,
CONTROLS
& MIRRORS

CABLES

BRAKES &
BRAKE LINES

TANKS &
OIL FILTERS

DASHES
& GAUGES

FRAMES &
SUSPENSION

FENDERS

FOOTRESTS &
FLOORBOARDS

WHEELS
& AXLES

COVERS,
LOCKS &
GENERAL

AUDIO,
COMMUNICATION
& MOUNTS

motogadget



mo.view BLADE MIRROR

- CNC-machined from solid aluminum with stainless steel screws and glass-free mirror
- Weightless design features convex mirror with no edge or frame
- Mirror is resistant to corrosion, oxidation and scratching; approx. 4 mm thick
- Can be mounted left or right side; above or below 22 mm handlebar end with included 8 mm W clamp
- Measures 100 mm dia.; 61 mm long stem
- Sold each

PART #	DESCRIPTION
0640-1495	mo.view blade mirror

mo.view FLIGHT MIRROR

- CNC-machined from solid aluminum with stainless steel screws and glass-free mirror
- Weightless design features convex mirror with no edge or frame
- Can be mounted on left or right side; above or below 22 mm or 25,4 mm handlebar end with included 12 mm W clamp
- Mirror is resistant to corrosion, oxidation and scratching; approx. 4,5 mm thick
- Measures 122 mm W x 83 mm H; stem length 110 mm
- ECE approved
- Sold each

PART #	DESCRIPTION
0640-1351	mo.view flight mirror



mo.view PACE MIRROR

- CNC-machined from solid aluminum with stainless steel screws and glass-free mirror
- Weightless design features convex mirror with no edge or frame
- Mirror is resistant to corrosion, oxidation and scratching; approx. 4,5 mm thick
- Can be mounted on left or right side; above or below 22 mm or 25,4 mm handlebar end with included 10 mm W clamp
- Measures 122 mm dia.; 72 mm long stem
- ECE approved
- Sold each

PART #	DESCRIPTION
0640-1428	mo.view pace mirror

mo.view CRUISE MIRROR

- CNC-machined from solid aluminum with stainless steel screws and glass-free mirror
- Weightless design features convex mirror with no edge or frame
- Mirror is resistant to corrosion, oxidation and scratching; approx. 4,5 mm thick
- Can be mounted on left or right side; above or below 22 mm or 25,4 mm handlebar end with included 10 mm W clamp
- Measures 114 mm dia.; 72 mm long stem
- ECE approved
- Sold each

PART #	DESCRIPTION
0640-1427	mo.view cruise mirror



mo.view ROAD MIRROR

- CNC-machined from solid aluminum with stainless steel screws and glass-free mirror
- Weightless design features convex mirror with no edge or frame
- Can be mounted on left or right side; above or below 22 mm or 25,4 mm handlebar end with included 12 mm W clamp
- Mirror is resistant to corrosion, oxidation and scratching; approx. 4,5 mm thick
- Measures 114 mm W x 80 mm H; stem length 110 mm
- ECE approved
- Sold each

PART #	DESCRIPTION
0640-1353	mo.view road mirror



mo.view SCREW KIT

- Enables the mounting of all mo.view and mo.view xl mirrors (with 150 mm and 180 mm stem) to the H-D standard mounting, to M10 x 1,5 right-hand thread, to M10 x 1,25 right-hand thread, and to M10 x 1,25 left-hand thread
- Sold in 4-pack

PART #	DESCRIPTION
0641-0255	mo. View Screw Kit

All part numbers in **BLUE** are new for 2023.

dragspecialties.eu / partseurope.eu



DAYTONA



D-MIRRORS

- For 22 mm (7/8") or 25,4 mm (1") handlebars
- Simple and minimal design
- E-marked
- Aluminum body and stem (unless noted)
- ECE-approved

PART #	DESCRIPTION	MIRROR POSITION
TYPE-3 (156 MM L x 99 MM H)		
0640-1527	Round, bar-end mount	R/L
0640-1530	Round, rod mount	R/L
TYPE-4 (156 MM L x 99 MM H)		
0640-1528	Hexagon, bar-end mount	R/L
0640-1531	Hexagon, rod mount	R/L
TYPE-5 (156 MM L x 99 MM H)		
0640-1529	Pan, bar-end mount	R/L
0640-1532	Pan, rod mount	R/L
TYPE-6 (138 MM L x 87 MM H)		
0640-1533	Short, bar-end mount	R/L
0640-1534	Long, bar-end mount	R/L
0640-1539	Rod mount	R
0640-1540	Rod mount	L

PART #	DESCRIPTION	MIRROR POSITION
TYPE-7 (138 MM L x 87 MM H)		
0640-1535	Short, bar-end mount	R/L
0640-1536	Long, bar-end mount	R/L
0640-1541	Rod mount	R
0640-1542	Rod mount	L
TYPE-8 (138 MM L x 87 MM H)		
0640-1537	Short, bar-end mount	R/L
0640-1538	Long, bar-end mount	R/L
0640-1543	Rod mount	R/L
0640-1544	Rod mount	L
TYPE-9 (113 MM L x 104 MM H)		
0640-1545	Short, bar-end mount	R/L
0640-1546	Long, bar-end mount	R/L
0640-1547 ¹	Rod mount	R/L

PART #	DESCRIPTION	MIRROR POSITION
TYPE-10 (133 MM L x 104 MM H)		
0640-1548	Short, bar-end mount	R/L
0640-1549	Long, bar-end mount	R/L
0640-1550 ¹	Rod mount	R/L
TYPE-11 (165 MM L x 90 MM H)		
0640-1551	Fairing set	L
0640-1552	Fairing set	R
0640-1553	Stem set	L
0640-1554	Stem set	L
TYPE-12 (166 MM L x 92 MM H)		
0640-1555	Fairing set	L
0640-1556	Fairing set	R
0640-1557	Stem set	L
0640-1558	Stem set	R

¹ Steel



DYNAMIC AMBER/WHITE LED MIRRORS

- Two rows of forward-facing bright white/amber LEDs behind a smoke lens
- White DRL LEDs automatically deactivated when the turn signal lamp or hazard warning lamp is activated
- Built-in rear-facing Red LEDs, also behind a smoked lens, can be wired to illuminate as turn signal or brake light
- Mirror Head Dimensions: 12,8 cm wide x 66 mm tall (5¹/₈" x 2⁹/₁₆")
- Mirror stems position heads 64 mm out and 14 cm above (2¹/₂" out and 5¹/₂" mounting location)

PART #	DESCRIPTION
0640-1456	Chrome

- Wires concealed in mounting stem
- Requires 8 mm (5/16") mounting hole
- Mounting hardware included
- Turn signal polarity converters (PART #2050-0410) required on models with switch-ground turn signal circuit such as late model Indian motorcycles (sold separately)
- Sold in pairs

PART #	DESCRIPTION
0640-1457	Black

All part numbers in **BLUE** are new for 2023.

WINDSHIELDS
& FAIRINGS

SADDLEBAGS
& LUGGAGE

SEATS &
SISSY BARS

EXHAUST

FUEL/AIR
SYSTEMS

ENGINE

TRANSMISSION,
CLUTCH LINE
& DRIVELINE

GASKETS
& SEALS

ELECTRICAL

LIGHTING
& LICENSE
PLATES

HANDLEBARS,
CONTROLS
& MIRRORS

CABLES

BRAKES &
BRAKE LINES

TANKS &
OIL FILTERS

DASHES
& GAUGES

FRAMES &
SUSPENSION

FENDERS

FOOTRESTS &
FLOORBOARDS

WHEELS
& AXLES

COVERS,
LOCKS &
GENERAL

AUDIO,
COMMUNICATION
& MOUNTS

- WINDSHIELDS
& FAIRINGS
- SADDLEBAGS
& LUGGAGE
- SEATS &
SISSY BARS
- EXHAUST
- FUEL/AIR
SYSTEMS
- ENGINE
- TRANSMISSION,
CLUTCH LINE
& DRIVELINE
- GASKETS
& SEALS
- ELECTRICAL
- LIGHTING
& LICENSE
PLATES
- HANDLEBARS,
CONTROLS
& MIRRORS
- CABLES
- BRAKES &
BRAKE LINES
- TANKS &
OIL FILTERS
- DASHES
& GAUGES
- FRAMES &
SUSPENSION
- FENDERS
- FOOTRESTS &
FLOORBOARDS
- WHEELS
& AXLES
- COVERS,
LOCKS &
GENERAL
- AUDIO,
COMMUNICATION
& MOUNTS



TEARCHOP MIRRORS

- A new take on the classic teardrop
- Large enough for a good field of vision, yet small enough to blend in with the lines of the motorcycle
- Combination of the smooth body lines and angled outer shape make it a perfect fit for any style
- Forged and CNC-machined from billet aluminum
- Premium mirror glass
- Heavy-duty stainless steel internal pivot hardware
- Laser-engraved Arlen Ness logo
- Includes mounting hardware
- Sold each

PART #	DESCRIPTION
0640-1458	Black anodized, left
0640-1460	Black anodized, right
0640-1459	Chrome, left
0640-1461	Chrome, right
0640-1462	Blue anodized, left
0640-1467	Blue anodized, right
0640-1463	Gold anodized, left

PART #	DESCRIPTION
0640-1468	Gold anodized, right
0640-1464	Red anodized, left
0640-1469	Red anodized, right
0640-1465	Orange anodized, left
0640-1470	Orange anodized, right
0640-1466	Titanium anodized, left
0640-1471	Titanium anodized, right



FORCED OVAL MIRRORS

- 14 cm W (5 1/2") mirror heads
- 12,5 cm (5") stems
- Hardware included
- Sold each

PART #	DESCRIPTION
0640-1396	Blue anodized, left
0640-1399	Blue anodized, right
0640-1397	Gold anodized, left

PART #	DESCRIPTION
0640-1400	Gold anodized, right
0640-1398	Red anodized, left
0640-1401	Red anodized, right

All part numbers in **BLUE** are new for 2023.



0640-1393



0640-1395



0640-1392



0640-1394



0640-1386



0640-1389



0640-1387



0640-1390



0640-1388



0640-1391

MINI STOCKER MIRRORS

- Die-cast construction
- Features convex glass
- 11,5 cm W x 70 mm H (4¹/₂" x 2³/₄") glass dimensions
- Hardware included
- Sold each

PART #	DESCRIPTION
CHROME	
0640-1393	Left
0640-1395	Right
BLACK POWDERCOAT	
0640-1392	Left
0640-1394	Right
BLUE ANODIZED	
0640-1386	Left
0640-1389	Right

PART #	DESCRIPTION
GOLD ANODIZED	
0640-1387	Left
0640-1390	Right
RED ANODIZED	
0640-1388	Left
0640-1391	Right

All part numbers in **BLUE** are new for 2023.

WINDSHIELDS
& FAIRINGSSADDLEBAGS
& LUGGAGESEATS &
SISSY BARS

EXHAUST

FUEL/AIR
SYSTEMS

ENGINE

TRANSMISSION,
CLUTCH LINE
& DRIVELINEGASKETS
& SEALS

ELECTRICAL

LIGHTING
& LICENSE
PLATESHANDLEBARS,
CONTROLS
& MIRRORS

CABLES

BRAKES &
BRAKE LINESTANKS &
OIL FILTERSDASHES
& GAUGESFRAMES &
SUSPENSION

FENDERS

FOOTRESTS &
FLOORBOARDSWHEELS
& AXLESCOVERS,
LOCKS &
GENERALAUDIO,
COMMUNICATION
& MOUNTS

- WINDSHIELDS
& FAIRINGS
- SADDLEBAGS
& LUGGAGE
- SEATS &
SISSY BARS
- EXHAUST
- FUEL/AIR
SYSTEMS
- ENGINE
- TRANSMISSION,
CLUTCH LINE
& DRIVELINE
- GASKETS
& SEALS
- ELECTRICAL
- LIGHTING
& LICENSE
PLATES
- HANDLEBARS,
CONTROLS
& MIRRORS
- CABLES
- BRAKES &
BRAKE LINES
- TANKS &
OIL FILTERS
- DASHES
& GAUGES
- FRAMES &
SUSPENSION
- FENDERS
- FOOTRESTS &
FLOORBOARDS
- WHEELS
& AXLES
- COVERS,
LOCKS &
GENERAL
- AUDIO,
COMMUNICATION
& MOUNTS



0640-1202



0640-1208



0640-1201



0640-1205

CAGED SERIES MIRRORS

- Lightweight multi-piece design
- Forged from aluminum then CNC-machined to perfection
- Forged mirror stem
- Stainless steel machined pivot hardware
- Matches many popular lines of Ness accessories
- Oval mirror heads measure 13,8 cm W x 64 mm T (5,45" x 2,5")
- Sold each

PART #	DESCRIPTION
CHROME	
0640-1202	10-Gauge, left
0640-1204	10-Gauge, right
0640-1206	Deep Cut, left
0640-1208	Deep Cut, right

PART #	DESCRIPTION
BLACK ANODIZED	
0640-1201	10-Gauge, left
0640-1203	10-Gauge, right
0640-1205	Deep Cut, left
0640-1207	Deep Cut, right



0640-1200

DIAMOND MIRRORS

- Mirror head and stem both CNC-machined from forged aluminum
- Modern diamond style design with chrome finish
- Glass: 95 mm H x 15 cm W (3,75" x 5,9")
- Overall: 15 cm H x 18,7 cm W (6" x 7,375")
- Sold each

PART #	DESCRIPTION	PART #	DESCRIPTION
0640-1198	Left	0640-1200	Right



0640-1521



0640-1522

DOWNDRAFT MIRRORS

- Elongated smooth flowing design
- Mirror head and stem forged from billet aluminum
- Heavy-duty stainless steel internal pivot hardware
- Medium sized mirror head blends in with the lines of the motorcycle, but shaped for great rear vision
- Standard and metric mounting hardware included
- Laser engraved Arlen Ness logo
- Sold in pairs

PART #	DESCRIPTION	PART #	DESCRIPTION
0640-1521	Black anodized	0640-1522	Chrome

All part numbers in **BLUE** are new for 2023.

KURYAKYN



0640-1090



0640-1091

HEAVY INDUSTRY CUSTOM MIRRORS

- Mirror heads measure approximately 15 cm W x 7,5 cm L (6" x 3")
- Mirror stems measure 15 cm L (6"); position the mirror approximately 9 cm (4") above and 13 cm (5 1/2") outward from the mirror mount

PART #	DESCRIPTION
0640-1089	Chrome w/ chrome accents
0640-1090	Satin black w/ satin black accents

- Mounting hardware included
- Sold in pairs

NOTE: Not compatible with Kuryakyn handlebar dress up kits.

PART #	DESCRIPTION
0640-1091	Chrome w/ satin black accents
0640-1092	Satin black w/ chrome accents



0640-1313



0640-1314

PHANTOM MIRRORS

- Aggressive angular design for a true custom appearance without sacrificing rearview vision
- Mirror heads and stems are made from premium forged aluminum, with a machined stainless steel ball and nylon socket that provide smooth pivoting for easy adjustability and secure positioning
- Convex mirror glass provides larger field of vision

PART #	DESCRIPTION
0640-1313	Chrome

- Mirror heads measure 70 mm (2 3/4") tall x 12 cm (4 3/4") wide
- Direct replacement for H-D applications
- Requires 70 mm (2 3/4") depth x 16 mm (5/8") of open bar end
- Compatible with OEM or Kuryakyn grips
- Sold in pairs

PART #	DESCRIPTION
0640-1314	Gloss black

PHANTOM BAR-END MIRRORS

- Aggressive design widens rearview visibility and incorporates convex glass for a greater field of vision
- Made from premium forged aluminum, with a machined stainless steel ball and nylon socket that provide smooth pivoting for easy adjustability and secure positioning
- Convex mirror glass provides larger field of vision
- Mirror heads measure 70 mm tall x 12 cm wide (2 3/4" x 4 3/4")
- Fit 25,4 mm or 22 mm (1" or 7/8") handlebars with hollow bar ends
- Requires 70 mm (2 3/4") depth x 16 mm (5/8") of open bar end
- Compatible with OEM or Kuryakyn grips
- Sold in pairs

PART #	DESCRIPTION
0640-1311	Chrome



0640-1311



0640-1312

PART #	DESCRIPTION
0640-1312	Black anodized

All part numbers in **BLUE** are new for 2023.

WINDSHIELDS
& FAIRINGS

SADDLEBAGS
& LUGGAGE

SEATS &
SISSY BARS

EXHAUST

FUEL/AIR
SYSTEMS

ENGINE

TRANSMISSION,
CLUTCH LINE
& DRIVELINE

GASKETS
& SEALS

ELECTRICAL

LIGHTING
& LICENSE
PLATES

HANDLEBARS,
CONTROLS
& MIRRORS

CABLES

BRAKES &
BRAKE LINES

TANKS &
OIL FILTERS

DASHES
& GAUGES

FRAMES &
SUSPENSION

FENDERS

FOOTRESTS &
FLOORBOARDS

WHEELS
& AXLES

COVERS,
LOCKS &
GENERAL

AUDIO,
COMMUNICATION
& MOUNTS



0640-1369

KURYAKYN

HEX MIRRORS

- Striking display of fit, finish and functionality
- Wide, angular mirror heads offer excellent field of vision and are accented by smooth, beveled edges for a clean, custom look
- Machined stainless steel ball and nylon socket provide smooth pivoting for easy adjustability and secure positioning

PART #	DESCRIPTION
0640-1369	Chrome



0640-1370

- Mirror head measures: 14 cm x 8,9 cm (5¹/₂" x 3¹/₂")
- Mirror stems position heads 11,5 cm (4¹/₂") out and 7,6 cm (3") above mounting location
- Die-cast aluminum construction offered in chrome or satin black
- Sold in pairs

PART #	DESCRIPTION
0640-1370	Satin black

SW-MOTECH



MIRROR EXTENSION

- Significantly improves the rider's field of vision
- Securely holds mirrors, even at high speeds
- Multiple mounting options to match any bike
- CNC-milled, aluminum construction
- 40 mm total extension
- ABE approved



PART #	FITS MODEL
0641-0238	FOR SCOUT/SCOUT SIXTY 16-22, FTR1200 19-20
0641-0238	Mirror extension



0641-0178



0641-0213

KURYAKYN

RAISED MIRROR ADAPTERS

- Provide a raised mirror mount location when mounting Kuryakyn mirrors
- Raise mirror mounting position approximately 38 mm (1¹/₂")
- Allow clearance from brake master cylinder and greatly improve visibility
- Quality stainless steel construction
- Fit all Indian models
- Sold in pairs

PART #	DESCRIPTION
0641-0178	Stainless steel
0641-0213	Satin black



MIRROR MOUNTING ADAPTERS

- Fit Custom Dynamics mirrors (PART #s 0640-1456 and 0640-1457) with M10 x 1.25" right-hand thread mounting stem
- Required when mounting on 14-22 Indian models
- Sold in pairs

PART #	DESCRIPTION
0641-0256	For all 14-22 Indian models

All part numbers in **BLUE** are new for 2023.



XR HIGH EFFICIENCY CLUTCH CABLES

- Magnum XR clutch cables offer a great fit and excellent quality at an economical price
- Fitments for Scout, Chief and Challenger models
- Available in stock and plus lengths
- Three color choices; clear-coated stainless with chrome fittings or OE style black vinyl with either chrome or black chrome-plated fittings
- Fittings are polished and chrome or black chrome-plated
- Braided Stainless Steel Cables are coated with a non-yellowing, crystal-clear PVC outer jacket for exceptional protection against scuffing paint or chrome
- Low-effort, high-efficiency cable design for OE type fitment, construction and endurance
- All clutch cables are factory lubricated for smooth, consistent, long lasting operation

1132-1550



STAINLESS STEEL/CHROME

FITS MODEL	OEM #	STOCK LENGTH	STOCK	+51 MM (+2")	+102 MM (+4")	+152 MM (+6")	+203 MM (+8")	+254 MM (+10")
For 14-20 Chief, Chieftain, Springfield, Roadmaster	7082130	170,5 cm (67 ¹ / ₈ ")	1132-1523	1132-1524	1132-1525	1132-1526	1132-1527	-
For 20-22 Challenger	7082637	147 cm (57 ⁷ / ₈ ")	1132-1534	1132-1535	1132-1536	1132-1537	1132-1538	-
For 15-22 Scout, Scout Sixty, Scout Bobber Twenty	7082099, 7082203	170 cm (66 ⁷ / ₈ ")	1132-1529	1132-1530	1132-1531	1132-1532	1132-1533	-
For 18-22 Scout Bobber	7082318	165 cm (64 ⁷ / ₈ ")	1132-1528	1132-1529	1132-1530	1132-1531	1132-1532	1132-1533

BLACK/BLACK

FITS MODEL	OEM #	STOCK LENGTH	STOCK	+51 MM (+2")	+102 MM (+4")	+152 MM (+6")	+203 MM (+8")	+254 MM (+10")
For 14-20 Chief, Chieftain, Springfield, Roadmaster	7082130	170,5 cm (67 ¹ / ₈ ")	1132-1555	1132-1556	1132-1557	1132-1558	1132-1559	-
For 20-22 Challenger	7082637	147 cm (57 ⁷ / ₈ ")	1132-1566	1132-1567	1132-1568	1132-1569	1132-1570	-
For 15-22 Scout, Scout Sixty, Scout Bobber Twenty	7082099, 7082203	170 cm (66 ⁷ / ₈ ")	1132-1561	1132-1562	1132-1563	1132-1564	1132-1565	-
For 18-22 Scout Bobber	7082318	165 cm (64 ⁷ / ₈ ")	1132-1560	1132-1561	1132-1562	1132-1563	1132-1564	1132-1565

BLACK/CHROME

FITS MODEL	OEM #	STOCK LENGTH	STOCK	+51 MM (+2")	+102 MM (+4")	+152 MM (+6")	+203 MM (+8")	+254 MM (+10")
For 14-20 Chief, Chieftain, Springfield, Roadmaster	7082130	170,5 cm (67 ¹ / ₈ ")	1132-1539	1132-1540	1132-1541	1132-1542	1132-1543	-
For 20-22 Challenger	7082637	147 cm (57 ⁷ / ₈ ")	1132-1550	1132-1551	1132-1552	1132-1553	1132-1554	-
For 15-22 Scout, Scout Sixty, Scout Bobber Twenty	7082099, 7082203	170 cm (66 ⁷ / ₈ ")	1132-1545	1132-1546	1132-1547	1132-1548	1132-1549	-
For 18-22 Scout Bobber	7082318	165 cm (64 ⁷ / ₈ ")	1132-1544	1132-1545	1132-1546	1132-1547	1132-1548	1132-1549

0652-2037



0652-2039



BRAIDED HIGH EFFICIENCY CLUTCH CABLES

- The industry's highest-quality braid available in two color choices to complement your bike; Sterling Chromite® and Black Pearl braided with real black wire braid
- Braid color and weave match on all Magnum control cables and brake lines
- Coated with a non-yellowing, crystal-clear outer jacket for exceptional protection against scuffing paint or chrome

- All fittings are polished then chrome or black-chrome plated
- Low-effort, high-efficiency cable design
- All cables are factory lubricated for smooth, consistent, long lasting-operation

STERLING CHROMITE

FITS MODEL	OEM #	STOCK	+51 MM (+2")	+102 MM (+4")	+152 MM (+6")	+203 MM (+8")
For 14-20 Chief, Chieftain, Springfield, Roadmaster	7082130	0652-2036	-	-	0652-2047	0652-2048
For 20-22 Challenger	7082637	1132-1513	1132-1514	1132-1515	1132-1516	1132-1517
For 15-22 Scout, Scout Sixty, Scout Bobber Twenty	7082099, 7082203	0652-2037	0652-2049	0652-2050	0652-2051	-
For 18-22 Scout Bobber	7082318	0652-2068	0652-2037	0652-2049	0652-2050	0652-2051

BLACK PEARL

FITS MODEL	OEM #	STOCK	+51 MM (+2")	+102 MM (+4")	+152 MM (+6")	+203 MM (+8")
For 14-20 Chief, Chieftain, Springfield, Roadmaster	7082130	0652-2039	0652-2056	0652-2057	0652-2058	0652-2059
For 20-22 Challenger	7082637	1132-1518	1132-1519	1132-1520	1132-1521	1132-1522
For 15-22 Scout, Scout Sixty, Scout Bobber Twenty	7082099, 7082203	0652-2040	0652-2060	0652-2061	0652-2062	-
For 18-22 Scout Bobber	7082318	0652-2074	0652-2040	0652-2060	0652-2061	0652-2062

All part numbers in **BLUE** are new for 2023.

- WINDSHIELDS
& FAIRINGS
- SADDLEBAGS
& LUGGAGE
- SEATS &
SISSY BARS
- EXHAUST
- FUEL/AIR
SYSTEMS
- ENGINE
- TRANSMISSION,
CLUTCH LINE
& DRIVELINE
- GASKETS
& SEALS
- ELECTRICAL
- LIGHTING
& LICENSE
PLATES
- HANDLEBARS,
CONTROLS
& MIRRORS
- CABLES
- BRAKES &
BRAKE LINES
- TANKS &
OIL FILTERS
- DASHES
& GAUGES
- FRAMES &
SUSPENSION
- FENDERS
- FOOTRESTS &
FLOORBOARDS
- WHEELS
& AXLES
- COVERS,
LOCKS &
GENERAL
- AUDIO,
COMMUNICATION
& MOUNTS



FEATHERLIGHT CLUTCH CABLES

- Marine-grade stainless steel inner wire that runs through a PTFE liner
- Reduced friction provides a light action, easing pressure on the hand, especially in stop/start traffic and during long rides
- PTFE lining removes the need for lubrication
- "Bird-cage" process is applied to inner wire, allowing solder to penetrate the weave of the cable and making the bond with the nipple much stronger

PART #	FITS MODEL
0652-2582	For 15-21 Scout, Scout Sixty, Scout Bobber Twenty
0652-2583	For 18-21 Scout Bobber, Scout Bobber Sixty

PART #	FITS MODEL
0652-2584	For 14-21 Chief, Chieftain, Springfield, Roadmaster



0652-2582



0652-1970



0652-1975



CLUTCH CABLES

- Barnett cables are smooth-working, long-lasting and made with the finest components available, making them virtually indestructible
- Steel cables with clear coating offer that custom look without the fear of damaging areas that the cables come in contact with
- Black vinyl cables are available with standard nylon-lined, PVC-coated casings

FITS MODEL	DESCRIPTION	STEEL PART #	BLACK VINYL PART #
For 14-20 Chief/ Chieftain	+15 cm (6")	-	0652-1970

FITS MODEL	DESCRIPTION	STEEL PART #	BLACK VINYL PART #
For 15-20 Scout	Std.	0652-1975	0652-1973
	+15 cm (6")	-	0652-1974

All part numbers in **BLUE** are new for 2023.

WINDSHIELDS
& FAIRINGSSADDLEBAGS
& LUGGAGESEATS &
SISSY BARS

EXHAUST

FUEL/AIR
SYSTEMS

ENGINE

TRANSMISSION,
CLUTCH LINE
& DRIVELINEGASKETS
& SEALS

ELECTRICAL

LIGHTING
& LICENSE
PLATESHANDLEBARS,
CONTROLS
& MIRRORS

CABLES

BRAKES &
BRAKE LINESTANKS &
OIL FILTERSDASHES
& GAUGESFRAMES &
SUSPENSION

FENDERS

FOOTRESTS &
FLOORBOARDSWHEELS
& AXLESCOVERS,
LOCKS &
GENERALAUDIO,
COMMUNICATION
& MOUNTS

HANDLEBAR CABLE KITS, CLUTCH CABLES AND BRAKE LINES

- Take "cable calculation" headaches out of swapping handlebars
- Kit includes the correct length brake/clutch lines to complete a handlebar swap; electrical wire extensions not included
- Stainless braided kit includes clutch line, brake lines, chrome "T" brake line junction, banjo bolts, fittings and copper crush washers
- Black vinyl/stainless kit includes black vinyl clutch line and black stainless brake lines with chrome fittings, banjo bolts and crush washers

- The midnight kit includes stainless steel brake lines and clutch lines covered in a black smoke-tinted coating with pure black fittings throughout; lines appear graphite or carbon fiber in appearance providing that ultra-custom look and the black fittings seamlessly blend with blacked-out controls and covers on the bike
- Individual components for all kits are available as listed

BLACK VINYL/STAINLESS BRAIDED KITS AND COMPONENTS

DESCRIPTION	CABLE KITS	REPLACEMENT CLUTCH CABLES	REPLACEMENT BRAKE LINES
FOR 15-22 SCOUT/SCOUT SIXTY/SCOUT BOBBER W/O ABS			
Stock	0662-0455	0652-2301	1741-5257
For use w/ 30,5 cm - 35,5 cm (12"-14") Ape Hangers	0662-0458	0652-2304	1741-5260
For use w/ 38 cm - 43 cm (15"-17") Ape Hangers	0662-0461	0652-2307	1741-5263
For use w/ 45,5 cm - 51 cm (18"-20") Ape Hangers	0662-0464	0652-2310	1741-5266

STAINLESS BRAIDED KITS AND COMPONENTS

DESCRIPTION	CABLE KITS	REPLACEMENT CLUTCH CABLES	REPLACEMENT BRAKE LINES
FOR 15-22 SCOUT/SCOUT SIXTY/SCOUT BOBBER W/O ABS			
Stock	0662-0454	0652-2300	1741-5256
For use w/ 30,5 cm - 35,5 cm (12"-14") Ape Hangers	0662-0457	0652-2303	1741-5259
For use w/ 38 cm - 43 cm (15"-17") Ape Hangers	0662-0460	0652-2306	1741-5262
For use w/ 45,5 cm - 51 cm (18"-20") Ape Hangers	0662-0463	0652-2309	1741-5265

MIDNIGHT BRAIDED KITS AND COMPONENTS

DESCRIPTION	CABLE KITS	REPLACEMENT CLUTCH CABLES	REPLACEMENT BRAKE LINES
FOR 15-22 SCOUT/SCOUT SIXTY/SCOUT BOBBER W/O ABS			
Stock	0662-0456	0652-2302	1741-5258
For use w/ 30,5 cm - 35,5 cm (12"-14") Ape Hangers	0662-0459	0652-2305	1741-5261
For use w/ 38 cm - 43 cm (15"-17") Ape Hangers	0662-0462	0652-2308	1741-5264
For use w/ 45,5 cm - 51 cm (18"-20") Ape Hangers	0662-0465	0652-2311	1741-5267

All part numbers in **BLUE** are new for 2023.

WINDSHIELDS
& FAIRINGSSADDLEBAGS
& LUGGAGESEATS &
SISSY BARS

EXHAUST

FUEL/AIR
SYSTEMS

ENGINE

TRANSMISSION,
CLUTCH LINE
& DRIVELINEGASKETS
& SEALS

ELECTRICAL

LIGHTING
& LICENSE
PLATESHANDLEBARS,
CONTROLS
& MIRRORS

CABLES

BRAKES &
BRAKE LINESTANKS &
OIL FILTERSDASHES
& GAUGESFRAMES &
SUSPENSION


FENDERS

FOOTRESTS &
FLOORBOARDSWHEELS
& AXLESCOVERS,
LOCKS &
GENERALAUDIO,
COMMUNICATION
& MOUNTS**GALFER**
PERFORMANCE BRAKING SYSTEMS**CUBIQ® BRAKE ROTORS**

- Named after the crystal steel molecules, the Cubiq® brake rotor combines state-of-the-art technology with modern design
- Rotor shape promotes uniform brake pad wear - the same contact surface between the pad and disc every revolution generates regular wear
- Less unsprung weight (up to 40% lighter than standard round rotors) reduces gyroscopic effect and improves the maneuverability of the motorcycle
- Increased perimeter surface design generates more cooling surface around the rotor for better temperature dissipation
- Available in fixed (solid mount) or floating designs
- Sold each

NOTE: For maximum braking performance and rotor longevity, Galfer recommends using Galfer brake pads with Galfer rotors. See page 166 for Galfer brake pads.

FITS MODEL	STYLE	PART #
14-16 Chief (all)	Front/rear, floating	1710-4117
14-16 Chieftain (all)	Front/rear, floating	1710-4117

1710-4117

FITS MODEL	STYLE	PART #
15-16 Roadmaster	Front/rear, floating	1710-4117
16 Springfield	Front/rear, floating	1710-4117

WAVE® BRAKE ROTORS

- Made from 420 high-carbon stainless Tier 1 steel
- Laser cut, never stamped
- Every rotor is individually heat-treated and double-disc parallel ground to assure perfect flatness
- Wave® design allows for lower operating temperatures in extreme use conditions
- Wave design is lighter than the stock round rotor design
- Sold each

NOTE: For maximum braking performance and rotor longevity, Galfer recommends using Galfer brake pads with Galfer rotors. See page 166 for Galfer brake pads.

FITS MODEL	DESCRIPTION	PART #
14-16 Chief (all)	Front, floating	1710-3633
14-21 Chieftain (all)	Front, floating	1710-3633¹
15-21 Roadmaster	Front, floating	1710-3633¹
16-21 Springfield	Front, floating	1710-3633¹

1710-3633

FITS MODEL	DESCRIPTION	PART #
15-17 Scout, 18-21 Scout Bobber, 16-21 Scout Sixty	Front/rear, fixed	1710-4241

¹ With Nissin calipers.

1710-4239**ROUND ROTORS**

- Classic look and has more braking power than the original disc
- Low working temperature and less tendency to warp
- Excellent resistance to corrosion
- Stainless steel high carbon content
- Floating discs are made from anodized or chromed high-resistance aluminum (7075 T6-6082) or stainless steel (AISI 420) carrier

FITS MODEL	DESCRIPTION	PART #
11-21 Chief (all)	Front/rear, floating	1710-4239
14-21 Chieftain (all)	Front/rear, floating	1710-4239

FITS MODEL	DESCRIPTION	PART #
15-16 Roadmaster	Front/rear, floating	1710-4239
16 Springfield	Front/rear, floating	1710-4239

All part numbers in **BLUE** are new for 2023.

dragspecialties.eu / partseurope.eu



PRO-LITE MD STANDARD BRAKE ROTORS WITH ABE

- Complete bolt-on and go rotor assemblies
- Made with forged aluminum center hubs, high-friction billet steel rotor rings and sturdy riveted construction
- X-Series rotors offer a universal design for left- or right-side applications; all X-Series feature SD-System™ square-sided buttons that allow the rotor to expand inwards and outwards unrestrained for perfect rotor functionality at any speed or load and increased durability

- Excellent choice when upgrading or replacing OEM brake rotors
- Sold each


NOTE: ABE approved unless noted.

NOTE: For brake rotor applications, see below.

1710-4199



1710-4197



1710-4200

BRAKE ROTOR APPLICATION CHART

DESCRIPTION	PART #	DESCRIPTION	PART #
FRONT		REAR	
19-22 FTR1200/R/S/Race Rep/Rally	1710-2825	19-22 FTR 1200/R/S/Race Rep/Rally	1710-4200
16-22 Chief Dark Horse (Nissin Calipers)	1710-4199	16-22 Chief Dark Horse (Nissin Calipers)	1710-4198
14-22 Chief Vintage (Nissin Calipers)	1710-4199	14-22 Chief Vintage (Nissin Calipers)	1710-4198
14-22 Chieftain (Cast Wheel/Nissin Calipers)	1710-4199	14-22 Chieftain (Cast Wheel/Nissin Calipers)	1710-4198
14-22 Chieftain Dark Horse/Limited/Elite (Cast Wheel/Nissin Calipers)	1710-4199	14-22 Chieftain Dark Horse/Limited/Elite (Cast Wheel/Nissin Calipers)	1710-4198
15-22 Roadmaster/Dark Horse/Limited (Cast Wheel/Nissin Calipers)	1710-4199	15-22 Roadmaster/Dark Horse/Limited (Cast Wheel/Nissin Calipers)	1710-4198
16-22 Springfield	1710-4199	16-22 Springfield	1710-4198
19-22 Springfield Elite	1710-4199	19-22 Springfield Elite	1710-4198
09-13 Chief (all)	1710-3307	09-13 Chief (all)	1710-3307
17-21 Scout	1710-4197 ¹	17-22 Scout	1710-4197 ¹
18-22 Scout Bobber	1710-4197 ¹	18-22 Scout Bobber	1710-4197 ¹
15-16 Scout (Cast Wheel/Toso Calipers)	1710-4197 ¹	15-16 Scout (Cast Wheel/Toso Calipers)	1710-4197 ¹
17-22 Scout Sixty	1710-4197 ¹	17-22 Scout Sixty	1710-4197 ¹
16 Scout Sixty (Cast Wheel/Toso Calipers)	1710-4197 ¹	16 Scout Sixty (Cast Wheel/Toso Calipers)	1710-4197 ¹

¹ X Series rotor.

All part numbers in **BLUE** are new for 2023.

- WINDSHIELDS
& FAIRINGS
- SADDLEBAGS
& LUGGAGE
- SEATS &
SISSY BARS
- EXHAUST
- FUEL/AIR
SYSTEMS
- ENGINE
- TRANSMISSION,
CLUTCH LINE
& DRIVELINE
- GASKETS
& SEALS
- ELECTRICAL
- LIGHTING
& LICENSE
PLATES
- HANDLEBARS,
CONTROLS
& MIRRORS
- CABLES
- BRAKES &
BRAKE LINES
- TANKS &
OIL FILTERS
- DASHES
& GAUGES
- FRAMES &
SUSPENSION
- FENDERS
- FOOTRESTS &
FLOORBOARDS
- WHEELS
& AXLES
- COVERS,
LOCKS &
GENERAL
- AUDIO,
COMMUNICATION
& MOUNTS



**STAINLESS STEEL BRAKE ROTORS
STANDARD DISCS**

- High-quality stainless steel construction with a high carbon content
- Provides strong stopping power in all conditions
- Quiet, vibration-free operation
- Anti-corrosion treatment and high temperature resistance
- Low rotor weight
- Matches OEM rotor dimensions
- Rotors install using OEM hardware
- Floating rotors feature heat-treated stainless steel center hubs
- All fitting dimensions according to originally fitted disc
- Long lifetime even when used in aggressive environment



1710-3664

FITS MODEL	FRONT PART #	REAR PART #
11-13 Chief Blackhawk	1710-3664	-
15-18 Roadmaster Classic	1710-4387	1710-4387
18 Roadmaster Elite	1710-4387	1710-4387



14" OFFSET FRONT BRAKE ROTOR

- Add braking performance and style
- 14" front rotor is drastically larger than stock, resulting in improved braking performance
- Billet brake caliper adapter included to relocate factory brake caliper
- Great way to improve the look of your bike; adds a race-style upgrade to the front wheel
- Bolt-on installation; requires no fabrication or bleeding of the front brakes

NOTE: Will not fit Scout models equipped with ABS when relocating the caliper. The ABS sensor is attached and will not read the ABS timing ring.



PART #	DESCRIPTION
1710-3220	For 15-20 Scout/Sixty/Bobber without ABS



FLOATING BRAKE ROTOR HARDWARE KIT

- Made from forged stainless steel
- Bolt and bushing are forged into one, giving each full floating bolt head its unique custom shape
- Each bolt is CNC-machined into a custom radius shape
- Torque style fastener helps provide proper torque during rotor installation
- Includes five full floating rotor bolts and five spring washers

PART #	DESCRIPTION
2401-1526	For 20-21 Challenger




All part numbers in **BLUE** are new for 2023.



Organic pads



Semi-sintered "V" pads



Double-H sintered pads



EPFA Pad

EBC
BRAKES

 See chart
for details

BRAKE PADS AND SHOES

ORGANIC BRAKE PADS

- The world's #1 selling organic disc brake pads
- EBC Organic brake pads contain Aramid fibers; these are man-made high-performance fibers used widely for their light weight, high strength, abrasion resistance and thermal stability
- Aramid fibers have high strength-to-weight, thermal stability and abrasion resistance to provide advantages over cheaper steel fiber-based products
- Provide excellent stopping power without noise and rotor galling, even on polished rotors
- Fingertip control and strong, predictable brake response

DOUBLE-H SINTERED METAL PADS

- Feature the HH friction rating – the highest in the industry
- Provide maximum brake effect and last twice as long as organic pads

SEMI-SINTERED "V" PADS

- All-new semi-sintered construction containing 30% copper by weight within an organic matrix
- This design has the long life of a sintered pad with the great feel and are more rotor-friendly than the more aggressive sintered pads
- Can be used to replace organic or sintered metal compound pads

EPFA EXTREME PERFORMANCE BRAKE PADS

- The latest in sintered metal brake pad fusion technology
- Has the highest friction rating possible – 0.6 – for strong, fade-free stopping power
- Pad blend includes molybdenum metal and tungsten additives to enhance friction performance and extend the life of the pad
- No lead, iron or steel additives; no more rotor outline etching or rotor stiction
- Super-fast bed in; full friction performance after 10-15 hard stop uses
- Great heat cycle ability

FITS MODEL	ORGANIC PAD PART #	V SEMI SINTERED PAD PART #	HH SINTERED PAD PART #	EPFA PAD PART #
FRONT BRAKE PADS				
22 Chief/Bobber/Bobber Dark Horse/Super Chief	-	-	FA347HH ¹	-
15-21 Roadmaster/Classic/Elite (Nissin calipers)	-	-	FA347HH ¹	-
14-21 Chieftain (Cast Wheel/Nissin calipers)	-	-	FA347HH ¹	-
14-18 Chief Classic/Vintage (Spoke Wheel/Nissin calipers)	-	-	FA347HH ¹	-
11 Chief Blackhawk (Brembo calipers)	FA95 ¹	1721-1450 ¹	FA95HH ¹	1721-1222 ¹
11 Chief Blackhawk Dark (Brembo calipers)	FA95 ¹	1721-1450 ¹	FA95HH ¹	1721-1222 ¹
11-13 Chief Classic (Brembo calipers)	FA95 ¹	1721-1450 ¹	FA95HH ¹	1721-1222 ¹
09-11 Chief Standard (Brembo calipers)	FA95 ¹	1721-1450 ¹	FA95HH ¹	1721-1222 ¹
09 Chief Deluxe (Brembo calipers)	FA95 ¹	1721-1450 ¹	FA95HH ¹	1721-1222 ¹
09-11 Chief Roadmaster (Brembo calipers)	FA95 ¹	1721-1450 ¹	FA95HH ¹	1721-1222 ¹
09-13 Chief Vintage (Brembo calipers)	FA95 ¹	1721-1450 ¹	FA95HH ¹	1721-1222 ¹
13 Chief Vintage FE/LE	FA95 ¹	1721-1450 ¹	FA95HH ¹	1721-1222 ¹
10-11 Bomber (Brembo calipers)	FA95 ¹	1721-1450 ¹	FA95HH ¹	1721-1222 ¹
10-13 Dark Horse (Brembo calipers)	FA95 ¹	1721-1450 ¹	FA95HH ¹	1721-1222 ¹
16-18 Scout (Cast Wheel/Toso calipers)	1720-0021 ¹	-	FA196HH ¹	-
17-22 Scout, Scout Sixty (Nissin calipers)	FA209/2 ¹	1721-1415 ¹	FA209/2HH ¹	-
15-16 Scout (Cast Wheel/Toso caliper)	1720-0575	-	-	-
18-22 Scout Bobber (Nissin calipers)	FA209/2 ¹	1721-1415 ¹	FA209/2HH ¹	-
23 Scout Rogue (Nissin calipers)	FA209/2 ¹	1721-1415 ¹	FA209/2HH ¹	-
16 Scout Sixty (Cast Wheel/Toso caliper)	1720-0575	-	-	-
All 02-08 models	FA216/3	1721-1416 ¹	1721-0139 ¹	-
All 09 models	FA95 ¹	1721-1450 ¹	FA95HH ¹	-
REAR BRAKE PADS				
22 Chief/Bobber/Bobber Dark Horse/Super Chief	1720-0021 ¹	-	FA196HH ¹	-
15-21 Roadmaster/Classic/Elite (Nissin calipers)	1720-0021 ¹	-	FA196HH ¹	-
14-21 Chieftain (Cast Wheel/Nissin calipers)	1720-0021 ¹	-	FA196HH ¹	-
14-21 Chief Classic/Vintage (Spoke Wheel/Nissin calipers)	1720-0021 ¹	-	FA196HH ¹	-
17-22 Scout, Scout Sixty (Nissin calipers)	-	-	1721-0651 ¹	-
18-22 Scout Bobber (Nissin calipers)	-	-	1721-0651 ¹	-
23 Scout Rogue (Nissin calipers)	-	-	1721-0651 ¹	-
16-18 Scout (Nissin calipers)	1720-0021 ¹	-	FA196HH ¹	-
All 09-13 models	-	-	1721-2545	-
All 02-08 models	FA216/3 ¹	1721-1416 ¹	1721-0139 ¹	-

¹ ABE approved.

 All part numbers in **BLUE** are new for 2023.
WINDSHIELDS
& FAIRINGSSADDLEBAGS
& LUGGAGESEATS &
SISSY BARS

EXHAUST

FUEL/AIR
SYSTEMS

ENGINE

TRANSMISSION,
CLUTCH LINE
& DRIVELINEGASKETS
& SEALS

ELECTRICAL

LIGHTING
& LICENSE
PLATESHANDLEBARS,
CONTROLS
& MIRRORS

CABLES

BRAKES &
BRAKE LINESTANKS &
OIL FILTERSDASHES
& GAUGESFRAMES &
SUSPENSION

FENDERS

FOOTRESTS &
FLOORBOARDSWHEELS
& AXLESCOVERS,
LOCKS &
GENERALAUDIO,
COMMUNICATION
& MOUNTS

WINDSHIELDS
& FAIRINGSSADDLEBAGS
& LUGGAGESEATS &
SISSY BARS

EXHAUST

FUEL/AIR
SYSTEMS

ENGINE

TRANSMISSION,
CLUTCH LINE
& DRIVELINEGASKETS
& SEALS

ELECTRICAL

LIGHTING
& LICENSE
PLATESHANDLEBARS,
CONTROLS
& MIRRORS

CABLES

BRAKES &
BRAKE LINESTANKS &
OIL FILTERSDASHES
& GAUGESFRAMES &
SUSPENSION

FENDERS

FOOTRESTS &
FLOORBOARDSWHEELS
& AXLESCOVERS,
LOCKS &
GENERALAUDIO,
COMMUNICATION
& MOUNTS

Lucas



See chart for details



Standard

**DISC BRAKE PADS
STANDARD BRAKE PADS**

- Organic pad compound
- Long service life
- Suitable for use with all brake disc types
- Solid brake performance, even in wet conditions



SV

**SV SINTERED
METAL BRAKE PADS**

- For front brake use ONLY
- Completely metallic sinter pad
- Good performance
- Can be used with nearly any brake disc type
- Should only be used with bikes that were originally equipped with sintered metal brake pads
- Limited race track use; not heat resistant above 400 °C



SH

**SH SINTERED
METAL BRAKE PADS**

- For rear brake use ONLY
- Completely metallic sinter pad
- Good performance
- Can be used with nearly any brake disc type
- Should only be used with bikes that were originally equipped with sintered metal brake pads
- Friction rate is matched to the SV pad



CRQ

**CRQ HYPER-CARBON
BRAKE PADS**

- For front brake caliper use ONLY
- Carbon-based racing brake pad
- Greater durability than the SRQ pad
- Low-level pressure required, good friction rate
- Suitable for high-performance sport motorcycle use

SRT SINTERED ROAD/TRACK PADS

- Premium compound pad with state-of-the-art technology for high durability, performance and ideal modulation (feel)
- Completely metallic sinter pad compound

TRQ TRACK RACING QUALITY BRAKE PADS

- Designed for maximum track performance while being street legal; enjoy a full day on the track and ride home on the same bike
- For front brake caliper use ONLY
- Higher, more stable friction coefficient for greater braking performance
- Optimized direct response characteristics
- Innovative sintering process for exceptional thermal resistance
- Low pad and disc wear

- Provide stable non-fade performance; excellent choice for track days or club racing
- Compatible with nearly all brake disc types trials or in custom brake calipers made by different manufacturers

NOTE: ABE approved unless noted.

NOTE: All brake pad application PART #s shown are STANDARD compound pads unless noted in chart.

NOTE: Some brake pad applications are available in multiple compound types. To see if additional brake pad compound type is available for your application, check your brake pad PART # in the cross-reference charts provided.

TRW TO PARTS EUROPE BRAKE PAD PART # CROSS-REFERENCE

TRW PAD STYLE #	STANDARD PAD PART #	SV PAD PART #	SH PAD PART #	CRQ PAD PART #	SRT PAD PART #	TRQ PAD PART #
MCB 19	1722-0369	-	-	-	-	-
MCB 540	1722-0416	1721-1028	-	1721-1026 ^{1, 2}	-	1721-3174 ¹
MCB 595	-	1721-1053	-	-	-	1721-3175 ¹
MCB 599	1722-0467	-	1721-1057	-	-	-
MCB 671	1722-0511	1721-1098	1721-1097	-	-	-
MCB 672	1720-0166	-	-	-	-	-
MCB 683	1722-0522	1721-1113	-	1721-1111 ^{1, 2}	-	1721-3182 ¹
MCB 704	1722-0544	1721-1124	-	-	-	-
MCB 737	1722-0565	1721-1139	-	-	1721-2609 ¹	1721-3185 ¹
MCB 792	-	-	-	-	-	1721-3190 ¹

¹ Not ABE approved.² **WARNING** SCR/CRQ pads are for Race/Track only; not for street use. These pads are for Race/Track use only. Any other use could result in death or serious injury.All part numbers in **BLUE** are new for 2023.

dragspecialties.eu / partseurope.eu



DISC BRAKE PADS (CONT)

See chart for details

FITS MODEL	FRONT BRAKE PAD PART #	REAR BRAKE PAD PART #	FITS MODEL	FRONT BRAKE PAD PART #	REAR BRAKE PAD PART #
Challenger Dark Horse ABS 20-	-	1722-0467	Chief Vintage 09-13	1722-0416	1722-0369
Challenger Dark Horse Limited ABS 20-	-	1722-0467	Chief Vintage ABS 17-	1722-0565	1722-0467
Chief Blackhawk 10-13	1722-0416	1722-0369	Chieftan ABS 14-	1722-0565	1722-0467
Chief Bomber 10-13	1722-0416	1722-0369	Roadmaster ABS 15-16	1722-0565	-
Chief Classic 10-13	1722-0416	1722-0369	Scout Sixty ABS 16	1721-2321 ^{2, 3}	-
Chief Classic ABS 14-	1722-0565	1722-0467	Scout Sixty ABS 17-	1722-0511	1720-0166
Chief Dark Horse 10-13	1722-0416	1722-0369	Scout ABS 16	1721-2321 ^{2, 3}	1721-2322 ^{1, 2}
Chief Dark Horse ABS 14-	1722-0565	1722-0467	Scout ABS 17-	1722-0511	1720-0166
Chief Deluxe 09-13	1722-0416	1722-0369	Scout Bobber ABS 18-	1722-0511	1720-0166
Chief Roadmaster 09-13	1722-0416	1722-0369			
Chief Standard 09-13	1722-0416	1722-0369			

¹ SH brake pad.² Not ABE approved.³ SV brake pad.

Sintered metal



Organic aramid fiber



BRAKE PADS

- Sintered metal brake pads are the OEM-type replacement pads for most bikes from the late 1970s to the present
- Sintered metal brake pads are second-to-none in their stopping abilities and wear characteristics, while still providing excellent reduction in noise and dust
- Organic pads are OEM-type replacement brake pads for 1970s and earlier models
- Organic pads with aramid high-performance fibers are the perfect choice for polished or chromed rotors and billet steel rotors

- Both compounds of Drag Specialties brake pads are asbestos-, nickel- and lead-free

NOTE: If you are using aftermarket billet steel rotors, it is recommended you use our Organic pads with aramid high-performance fiber brake pads to avoid damage to them. Sintered pads are not recommended for billet steel rotors as the pad material is too aggressive for those rotors.

FRONT BRAKE PADS

DESCRIPTION	SINTERED METAL	ORGANIC ARAMID FIBER
14-17 Chief Classic (Spoke Wheel/Nissin calipers)	1721-1952	1720-0646
14-22 Chief Vintage (Spoke Wheel/Nissin calipers)	1721-1952	-
16-22 Chief Dark Horse (Nissin calipers)	1721-1952	-
14-22 Chieftain (Cast Wheel/Nissin calipers)	1721-1952	-
15-22 Roadmaster (Cast Wheel/Nissin calipers)	1721-1952	-
16-22 Springfield	1721-1952	-
15-16 Scout, Scout Sixty (Cast Wheel/Toso calipers)	1721-1948	-
17-21 Scout, Scout Sixty, Scout Bobber	1721-1949	1720-0279
02-08 (all models)	1721-1360	1721-1360

REAR BRAKE PADS

DESCRIPTION	SINTERED METAL	ORGANIC ARAMID FIBER
15-22 Roadmaster (Cast Wheel/Nissin calipers)	1721-1948	1720-0278
14-17 Chief Classic (Spoke Wheel/Nissin calipers)	1721-1948	1720-0278
16-22 Chief Dark Horse (Nissin calipers)	1721-1948	1720-0278
16-22 Chief Vintage (Spoke Wheel/Nissin calipers)	1721-1948	1720-0278
16-22 Chieftain (Cast Wheel/Nissin calipers)	1721-1948	1720-0278
15-16 Scout, Scout Sixty (Cast Wheel/Toso calipers)	1721-1948	1720-0278
02-08 (all models)	1721-3025	1720-0209

All part numbers in **BLUE** are new for 2023.WINDSHIELDS
& FAIRINGSSADDLEBAGS
& LUGGAGESEATS &
SISSY BARS

EXHAUST

FUEL/AIR
SYSTEMS

ENGINE

TRANSMISSION,
CLUTCH LINE
& DRIVELINEGASKETS
& SEALS

ELECTRICAL

LIGHTING
& LICENSE
PLATESHANDLEBARS,
CONTROLS
& MIRRORS

CABLES

BRAKES &
BRAKE LINESTANKS &
OIL FILTERSDASHES
& GAUGESFRAMES &
SUSPENSION

FENDERS

FOOTRESTS &
FLOORBOARDSWHEELS
& AXLESCOVERS,
LOCKS &
GENERALAUDIO,
COMMUNICATION
& MOUNTS

WINDSHIELDS
& FAIRINGSSADDLEBAGS
& LUGGAGESEATS &
SISSY BARS

EXHAUST

FUEL/AIR
SYSTEMS

ENGINE

TRANSMISSION,
CLUTCH LINE
& DRIVELINEGASKETS
& SEALS

ELECTRICAL

LIGHTING
& LICENSE
PLATESHANDLEBARS,
CONTROLS
& MIRRORS

CABLES

BRAKES &
BRAKE LINESTANKS &
OIL FILTERSDASHES
& GAUGESFRAMES &
SUSPENSION

FENDERS

FOOTRESTS &
FLOORBOARDSWHEELS
& AXLESCOVERS,
LOCKS &
GENERALAUDIO,
COMMUNICATION
& MOUNTS

1721-2343



1721-2373

GALFER
PERFORMANCE BRAKING SYSTEMS
**BRAKE PADS****SEMI-METALLIC CARBON (1054)**

- Great feel and modulation for OEM brake pad replacement
- Long-lasting brake pad and very little rotor wear
- Good in wet and/or dry conditions
- Overall a very versatile brake pad compound for almost every need
- GG Rated

HH SINTERED (1370/1371)

- For moderately aggressive everyday or sport street riding
- Advanced ceramic composites ready to withstand higher temperatures than regular semi-metallic carbon brake pads
- HH friction-rated compounds deliver excellent feel and modulation
- Great heat recovery and easy on rotor discs
- Developed for aggressive street riding and sport touring, great choice for heavier street bike



1722-0794

1722-0795

**HH SINTERED CERAMIC (1375)**

- For moderately aggressive everyday and sport street riding
- Ceramic-coated backing plate to assist with temperature management and dissipate heat
- Advanced ceramic composites ready to withstand higher temperatures than regular semi-metallic carbon brake pads
- HH friction-rated compounds deliver excellent feel and modulation
- Capable of handling almost any type of riding you throw at them
- Brake pads do not fade
- Performance street, track days, canyon riding, amateur racing


SINTERED RACING COMPOUND (1375R)

- Designed for the quick temperature changes of Superbike racing from corner to corner
- Fast recovery from long and heavy brake applications in race conditions
- Strong, consistent feel and modulation during the race
- Easy on rotors, no excessive material build up or rotor wear
- HH rated compound with ceramic and carbon sintered fibers
- Race use only, not suitable for street or recreational use
- Tested and used by Moto GP and MotoAmerica athletes

FITS MODEL	FRONT COMPOUND TYPE	FRONT PART #	REAR COMPOUND TYPE	REAR PART #
17-21 Roadmaster	HH Sintered Ceramic	1721-2343	HH Sintered	1722-0794
15-17 Roadmaster	Semi-metallic Carbon	1721-2342	-	-
	Semi-metallic Carbon	1721-2347	-	-
17-21 Springfield	Sintered Ceramic	1721-2343	-	-
16 Springfield	Semi-metallic Carbon	1721-2342	HH Sintered	1722-0794
	Semi-metallic Carbon	1721-2347	-	-
14-16 Chieftain all	Semi-metallic Carbon	1721-2347	-	-
18-21 Chieftain	-	-	HH Sintered	1722-0794
09-13 Chief	Semi-metallic Carbon	1721-2372	Semi-metallic Carbon	1721-2372
	-	1721-3057	HH Sintered	1721-2373
14-20 Chief	HH Sintered Ceramic	1721-2343	-	-
	-	1721-3202	HH Sintered	1722-0794
17-20 Chief	-	-	HH Sintered	1722-0794
15-16 Scout	HH Sintered	1721-2326	Semi-metallic Carbon	1722-0795
15-18 Scout/Scout Sixty/Bobber	HH Sintered	1721-2326	Semi-metallic Carbon	1721-2948
	Semi-metallic Carbon	1721-2946	HH Sintered Ceramic	1722-0807
18-21 Scout FTR	HH Sintered Ceramic	1722-0798	-	-
20-21 Challenger Dark Horse	HH Sintered	1721-2327	-	-
19-20 FTR1200/R/S	HH Sintered	1721-2327	Semi-metallic Carbon	1721-2959
	HH Sinter Sport	1721-2328	HH Sintered	1721-3053
	HH Sintered Ceramic	1721-2943	HH Sintered	1721-3203
	HH Sintered Ceramic	1721-2969	HH Sintered Racing	1721-3204

All part numbers in **BLUE** are new for 2023.

dragspecialties.eu / partseurope.eu



DP Sintered



SDP Sport HH+



See chart
for details

DP BRAKES

THE ORIGINAL SINTERED BRAKES

- DP Brakes brake pads are designed with sintered metal compounds to give your bike high-tech performance in all conditions
- Pads have a quick break-in period so you get maximum performance fast
- DP Brakes design and materials ensure consistent hard stops and fade-free performance
- Sintered metal compounds outlast more conventional organic or aramid fiber pads

STANDARD SINTERED METAL BRAKE PADS

- GG friction-rated and made with DP Brakes' proven sintered metal material
- Gray-colored aluminum oxide-based ceramic material on rear of backing plate keeps heat away from caliper piston and fluid in extreme conditions for fade-free performance
- Pad compound gives equal performance in wet or dry conditions
- Ideal replacement for street and touring machines where durability is the prime requirement
- No brake fade

FITS MODEL

FRONT BRAKE PADS

15-22 Roadmaster (Cast Wheel/Nissin calipers)	1721-2560¹	SDP-922HH
14-22 Chieftain (Cast Wheel/Nissin calipers)	1721-2560¹	SDP-922HH
14-20 Chief Classic/Vintage (Spoke Wheel/Nissin calipers)	1721-2560¹	SDP-922HH
14-20 Chief Dark Horse (Nissin calipers)	1721-2560¹	SDP-922HH
10-11 Bomber (Brembo calipers)	1721-1927¹	SDP-911HH
02-08 All models	1721-1927¹	SDP-911HH

REAR BRAKE PADS

15-22 Roadmaster (Cast Wheel/Nissin calipers)	DP-118¹	-
09-11 Chief Roadmaster (Brembo calipers)	DP-701¹	-
14-22 Chieftain (Cast Wheel/Nissin calipers)	DP-118¹	-
14-20 Chief Classic/Vintage (Spoke Wheel/Nissin calipers)	DP-118¹	-
16-20 Chief Dark Horse (Nissin calipers)	DP-118¹	-
09-13 Chief Classic/Standard/Deluxe/Vintage/FE/LE (Brembo calipers)	DP-701¹	-
10-13 Dark Horse (Brembo calipers)	DP-701¹	-
11 Chief Blackhawk/Blackhawk Dark (Brembo calipers)	DP-701¹	-
10-11 Bomber (Brembo calipers)	DP-701¹	-
18-20 Scout Bobber	1721-2729	-
17-22 Scout, Scout Sixty, Scout Bobber (Nissin calipers)	1721-2729	-
09 All models	DP-701¹	-
02-08 All models	1721-1927¹	SDP-911HH

¹ ABE approved.

SPORT HH+ SUPERSPORT PADS

- Powerful, industry-high HH+ friction rating with no mileage penalty
- High-tech ceramic heat shield eliminates brake fade
- Dust-free compound design
- Quick break-in so you get maximum braking ability fast
- For front wheel use only

STANDARD PAD PART

SPORT HH+ PAD PART#

All part numbers in **BLUE** are new for 2023.

WINDSHIELDS
& FAIRINGS

SADDLEBAGS
& LUGGAGE

SEATS &
SISSY BARS

EXHAUST

FUEL/AIR
SYSTEMS

ENGINE

TRANSMISSION,
CLUTCH LINE
& DRIVELINE

GASKETS
& SEALS

ELECTRICAL

LIGHTING
& LICENSE
PLATES

HANDLEBARS,
CONTROLS
& MIRRORS

CABLES

BRAKES &
BRAKE LINES

TANKS &
OIL FILTERS

DASHES
& GAUGES

FRAMES &
SUSPENSION

FENDERS

FOOTRESTS &
FLOORBOARDS

WHEELS
& AXLES

COVERS,
LOCKS &
GENERAL

AUDIO,
COMMUNICATION
& MOUNTS

WINDSHIELDS
& FAIRINGSSADDLEBAGS
& LUGGAGESEATS &
SISSY BARS

EXHAUST

FUEL/AIR
SYSTEMS

ENGINE

TRANSMISSION,
CLUTCH LINE
& DRIVELINEGASKETS
& SEALS

ELECTRICAL

LIGHTING
& LICENSE
PLATESHANDLEBARS,
CONTROLS
& MIRRORS

CABLES

BRAKES &
BRAKE LINESTANKS &
OIL FILTERSDASHES
& GAUGESFRAMES &
SUSPENSION

FENDERS

FOOTRESTS &
FLOORBOARDSWHEELS
& AXLESCOVERS,
LOCKS &
GENERALAUDIO,
COMMUNICATION
& MOUNTS

EXCEL SINTERED

BRAKE PADS

- SBS brake pads feature asbestos-free brakes using patented Unified Composite Technology (UCT)
- UCT technology completely blends all brake pad materials into a balanced, unified pad

- This balance ensures no hot spots, glazing, premature fading or excessive rotor wear
- The result is powerful, fade-free braking performance, even in extreme conditions

EXCEL SINTERED BRAKE PADS (HS/LS)

- The right choice for modern sportbikes and big touring bikes
- OE-replacement or upgrade choice when replacing sintered metal pads
- Class-leading HH friction rating was developed in racing, then tuned for street use
- Front (HS) and rear (LS) compounds for correct brake balance
- Compounds formulated for low wear and high performance
- Leading noise-reducing technology for the lowest risk of noise

CERAMIC ORGANIC BRAKE PADS (HF)

- OE replacement pad for bikes with non-sintered pads
- Designed for general-purpose street and cruising use
- Ceramic compound gives long life to both the pads and rotors
- Excellent, consistent performance in wet and dry conditions
- NUCAP NRS-bonding secures the highest possible performance and quality

CARBON TECH (RQ)

- Rear brake carbon compound with high brake performance
- Excellent feel and control to use rear brake steering into turns and handle the bike out of turns

FITS MODEL

FRONT BRAKE PADS

	EXCEL SINTERED PART #	CERAMIC ORGANIC PART #	CARBON TECH PART #
For 17-18 Scout Sixty/17-22 Scout/17-22 Scout Bobber	1721-1485	1720-1002	-
For 16 Scout Sixty/15-16 Scout	1721-2306	-	-
For 15-18 Chief/14-18 Chief Classic /15-19 Chief Dark Horse/14-19 Chief Vintage	1721-3343	1720-0906	-
For 14-18 Chieftan/ 15-18 Chieftan Classic/ 15-18 Chieftan Dark Horse/ 15-18 Chieftan Limited/16-19 Springfield, 15-20 Springfield Dark Horse/ 15-19 Roadmaster	1721-3343	1720-0906	-
For 20 Challenger/Challenger Dark Horse	1721-1745	-	-
For 20 Challenger Limited	1721-1745	-	-

REAR BRAKE PADS

	EXCEL SINTERED PART #	CERAMIC ORGANIC PART #	CARBON TECH PART #
For 19-22 FTR 1200/S	1722-0712	1722-0728	1720-0901
For 17-22 Scout/17-18 Scout Sixty /17-22 Scout Bobber	1721-3322	1720-0942	-
For 20 Challenger/20 Challenger Dark Horse/20 Challenger Limited	1721-3321	1720-0997	-
For 15-18 Chief/15-18 Chief Classic/ 15-18 Chief Dark Horse/ 16-19 Springfield/15-20 Springfield Dark Horse	1721-3321	1720-0997	-
For 15-19 Roadmaster/15-18 Roadmaster Classic /15-18 Roadmaster Elite	1721-3321	1720-0997	-
For 15-20 Springfield Dark Horse	1721-3321	1720-0997	-
For 16 Scout Sixty/15-16 Scout	1721-2307	-	-

All part numbers in **BLUE** are new for 2023.

dragspecialties.eu / partseurope.eu

WINDSHIELDS
& FAIRINGSSADDLEBAGS
& LUGGAGESEATS &
SISSY BARS

EXHAUST

FUEL/AIR
SYSTEMS

ENGINE

TRANSMISSION,
CLUTCH LINE
& DRIVELINEGASKETS
& SEALS


ELECTRICAL

LIGHTING
& LICENSE
PLATESHANDLEBARS,
CONTROLS
& MIRRORS

CABLES

BRAKES &
BRAKE LINESTANKS &
OIL FILTERSDASHES
& GAUGESFRAMES &
SUSPENSION

FENDERS

FOOTRESTS &
FLOORBOARDSWHEELS
& AXLESCOVERS,
LOCKS &
GENERALAUDIO,
COMMUNICATION
& MOUNTS

1741-6174

XR STAINLESS DOT BRAKE LINE KITS

- XR Stainless DOT brake lines offer a great fit and excellent quality at an economical price
- Manufactured with an enhanced construction for great braking response and durability
- Two color choices: clear-coated stainless steel with chrome fittings or OE-style black coated stainless steel with black chrome fittings
- Available in stock and plus lengths to fit most ABS or non-ABS Scout, Chief ABS and Challenger ABS models
- E-Z Align rotating line fittings for perfect no-kink fitments
- Fittings are highly polished and chrome or black chrome-plated
- Inner PTFE tubing braided with XR Stainless Steel reinforcement embedded in a tough Nylon outer jacket offers exceptional protection for paint or chrome

- Brazed construction eliminates leaks and alignment problems

NOTE: Complete kits contain brake line assemblies to connect the caliper(s) to the master cylinder.

NOTE: All non-ABS kits are complete kits.

NOTE: ABS Upper kits contain a brake line assembly to connect the ABS controller or lower brake line assembly to the master cylinder. A lower brake line assembly is not required.

NOTE: ABS Lower kits are optional and do not require an upper line for installation.

STAINLESS W/ CHROME FITTINGS

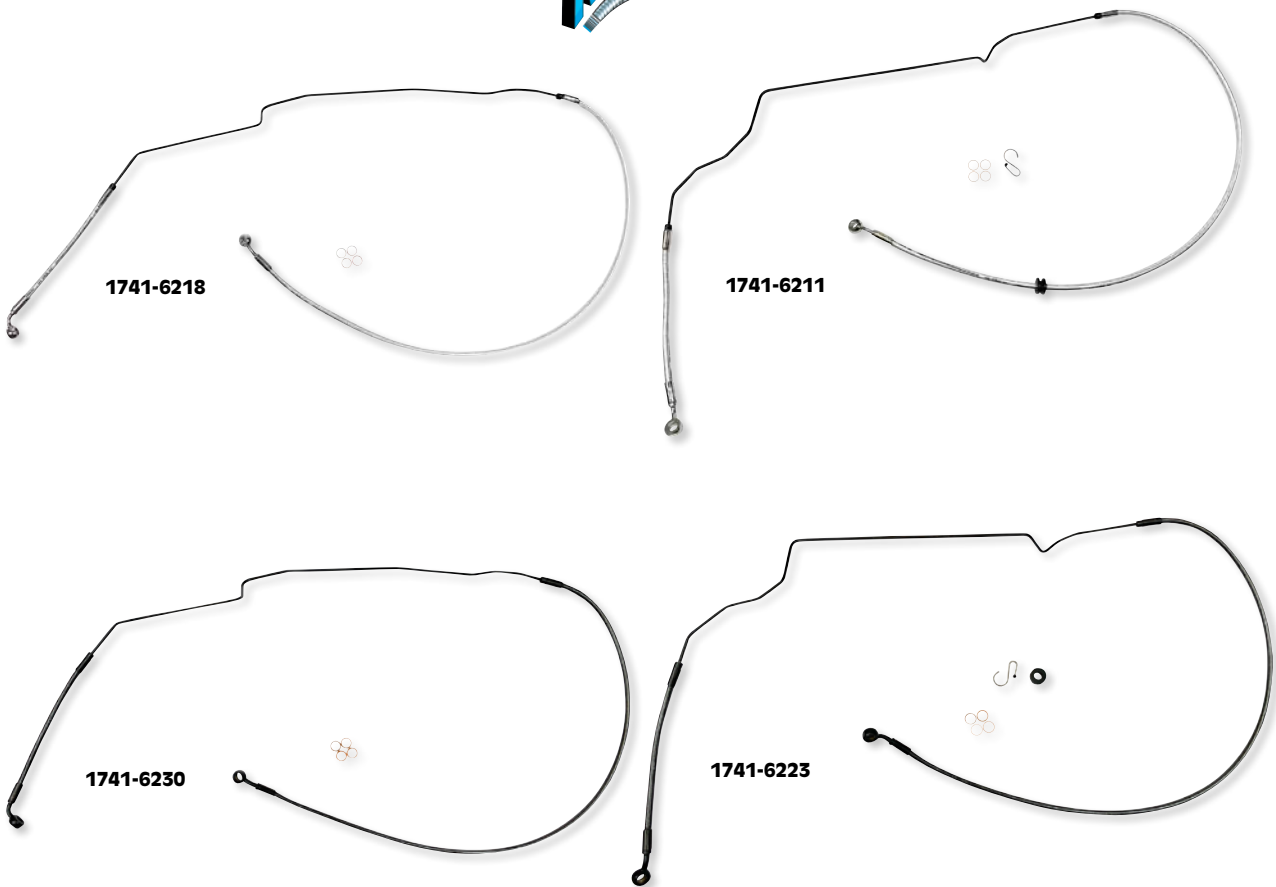
FITS MODEL	OEM #	STOCK	+51 MM (+2")	+102 MM (+4")	+152 MM (+6")	+203 MM (+8")	+254 MM (+10")
ABS UPPER BRAKE LINES							
For 20-22 Chief/Chieftain/Springfield/Roadmaster/Vintage (ABS)	1913689	1741-6176	1741-6177	1741-6178	-	-	-
For 15-19 Chief/Chieftain/Springfield/Roadmaster/Vintage (ABS)	1912040/1912487	1741-6174	1741-6175	1741-6176	1741-6177	1741-6178	-
For 20-22 Challenger (ABS)	1913248/1913851	1741-6179	1741-6180	1741-6181	1741-6182	1741-6183	-
For 18-22 Scout/Scout Sixty/Scout Bobber Twenty (ABS)	1913334 (upper only)	1741-6169	1741-6170	1741-6171	1741-6172	1741-6173	-
For 18-22 Scout Bobber (ABS)	1913335 (upper only)	1741-6168	1741-6169	1741-6170	1741-6171	1741-6172	1741-6173
ABS LOWER BRAKE LINE							
For 18-22 Scout/Scout Sixty/Scout Bobber Twenty/Scout Bobber (ABS)	1913335/1913334 (lower only)	1741-6167	-	-	-	-	-
NON-ABS BRAKE LINES							
For 15-22 Scout/Scout Sixty/Bobber Twenty (Non-ABS)	1912581/1912666	1741-6184	1741-6185	1741-6186	1741-6187	1741-6188	-
For 18-22 Scout Bobber (Non-ABS)	1913356/1913375, 1912900	-	1741-6184	1741-6185	1741-6186	1741-6187	1741-6188

BLACK W/ BLACK FITTINGS

FITS MODEL	OEM #	STOCK	+51 MM (+2")	+102 MM (+4")	+152 MM (+6")	+203 MM (+8")	+254 MM (+10")
ABS UPPER BRAKE LINES							
For 20-22 Chief/Chieftain/Springfield/Roadmaster/Vintage (ABS)	1913689	1741-6198	1741-6199	1741-6200	-	-	-
For 15-19 Chief/Chieftain/Springfield/Roadmaster/Vintage (ABS)	1912040/1912487	1741-6196	1741-6197	1741-6198	1741-6199	1741-6200	-
For 20-22 Challenger (ABS)	1913248/1913851	1741-6201	1741-6202	1741-6203	1741-6204	1741-6205	-
For 18-22 Scout/Scout Sixty/Scout Bobber Twenty (ABS)	1913334 (upper only)	1741-6191	1741-6192	1741-6193	1741-6194	1741-6195	-
For 18-22 Scout Bobber (ABS)	1913335 (upper only)	1741-6190	1741-6191	1741-6192	1741-6193	1741-6194	1741-6195
ABS LOWER BRAKE LINE							
For 18-22 Scout/Scout Sixty/Scout Bobber Twenty/Scout Bobber (ABS)	1913335/1913334 (lower only)	1741-6189	-	-	-	-	-
NON-ABS BRAKE LINES							
For 15-22 Scout/Scout Sixty/Bobber Twenty (Non-ABS)	1912581/1912666	1741-6206	1741-6207	1741-6208	1741-6209	1741-6210	-
For 18-22 Scout Bobber (Non-ABS)	1913356/1913375, 1912900	-	1741-6206	1741-6207	1741-6208	1741-6209	1741-6210

All part numbers in **BLUE** are new for 2023.

- WINDSHIELDS
& FAIRINGS
- SADDLEBAGS
& LUGGAGE
- SEATS &
SISSY BARS
- EXHAUST
- FUEL/AIR
SYSTEMS
- ENGINE
- TRANSMISSION,
CLUTCH LINE
& DRIVELINE
- GASKETS
& SEALS
- ELECTRICAL
- LIGHTING
& LICENSE
PLATES
- HANDLEBARS,
CONTROLS
& MIRRORS
- CABLES
- BRAKES &
BRAKE LINES
- TANKS &
OIL FILTERS
- DASHES
& GAUGES
- FRAMES &
SUSPENSION
- FENDERS
- FOOTRESTS &
FLOORBOARDS
- WHEELS
& AXLES
- COVERS,
LOCKS &
GENERAL
- AUDIO,
COMMUNICATION
& MOUNTS



BRAIDED FRONT UPPER ABS BRAKE LINES

- The industry's highest quality braid available in two color choices to complement your bike; Sterling Chromite® and Black Pearl with real black wire braid
- Available in stock and plus lengths for most ABS Chief, Challenger and Scout models
- Inner PTFE tubing braided with aramid fiber greatly reduces line expansion and provides the ultimate in high performance
- E-Z Align rotating line fittings for perfect no-kink fitments
- All fittings are polished and chrome or black chrome-plated
- Braid color and weave match on all Magnum control cables and brake lines

- Crystal-clear outer jacket offers exceptional protection against scuffing paint or chrome and will never discolor
 - Brake lines are constructed with PTFE inner tubing, DuPont™ Kevlar® aramid fiber, premium Signature Magnum braids and an outer PVC jacket
- DuPont™ and Kevlar® are trademarks or registered trademarks of E.I. du Pont de Nemours and Company.
- NOTE: ABS kits contain either an upper brake line assembly to connect the ABS controller to the master cylinder or a lower brake line assembly to connect the controller to the caliper.
- NOTE: ABS lower kits are optional and are not required for upper line installation.

STERLING CHROMITE						
FITS MODEL	OEM #	STOCK	+51 MM (+2")	+102 MM (+4")	+152 MM (+6")	+203 MM (+8")
ABS UPPER BRAKE LINES						
For 20-22 Chief/Chieftain/Springfield/ Roadmaster/Vintage (ABS)	19120403689	-	1741-5056	1741-5057	-	-
For 15-19 Chief/Chieftain/Springfield/ Roadmaster/Vintage (ABS)	1912040/1912487	-	-	-	1741-5056	1741-5057
For 20-22 Challenger (ABS)	1913248/1913851	1741-6218	1741-6219	1741-6220	1741-6221	1741-6222
For 18-22 Scout/Scout Sixty/ Scout Bobber Twenty (ABS)	1913334 (upper only)	1741-6213	1741-6214	1741-6215	1741-6216	1741-6217
For 18-22 Scout Bobber (ABS)	1913335 (upper only)	1741-6212	1741-6213	1741-6214	1741-6215	1741-6216
ABS LOWER BRAKE LINE						
For 18-22 Scout/Scout Sixty/ Scout Bobber Twenty/Scout Bobber (ABS)	1913335/1913334 (lower only)	1741-6211	-	-	-	-
BLACK PEARL						
FITS MODEL	OEM #	STOCK	+51 MM (+2")	+102 MM (+4")	+152 MM (+6")	+203 MM (+8")
ABS UPPER BRAKE LINES						
For 20-22 Challenger (ABS)	1913248/1913851	1741-6230	1741-6231	1741-6232	1741-6233	1741-6234
For 18-22 Scout/Scout Sixty/ Scout Bobber Twenty (ABS)	1913334 (upper only)	1741-6225	1741-6226	1741-6227	1741-6228	1741-6229
For 18-22 Scout Bobber (ABS)	1913335 (upper only)	1741-6224	1741-6225	1741-6226	1741-6227	1741-6228
ABS LOWER BRAKE LINE						
For 18-22 Scout/Scout Sixty/ Scout Bobber Twenty/Scout Bobber (ABS)	1913335/1913334 (lower only)	1741-6223	-	-	-	-
NON-ABS BRAKE LINE						
For 15-17 Scout/Scout Sixty	1912416	-	-	-	1741-4678	-

All part numbers in **BLUE** are new for 2023.



0703-0885



0703-0886



0703-0887



0703-0888

**BRAKE BLEEDER CAPS**

- Keep brakes clean and free of dirt, sand, mud and other debris
- Sold in 4-pack

PART #	DESCRIPTION
0703-0885	Red
0703-0886	Yellow
0703-0887	Green

PART #	DESCRIPTION
0703-0888	Blue
0703-0889	Black

**WARRIOR REAR MASTER CYLINDER COVERS**

- CNC-machined from 6061 billet aluminum
- Mounting hardware included
- Easy installation



1731-0581



1731-0582

**FOR 15-21 SCOUT**

PART #	DESCRIPTION	PART #	DESCRIPTION
1731-0581	Black anodized	1731-0582	Chrome

**REAR MASTER CYLINDER COVERS**

- Direct replacement for the OEM reservoir cap, with the additional benefit of covering the rear master cylinder and sleeve for an ultra-clean look
- Easy, two-bolt installation
- Durable, die-cast aluminum construction
- Available in chrome finish



PART #	DESCRIPTION
1731-0614	For 14-17 Indian models (except Scout, FTR)

All part numbers in **BLUE** are new for 2023.

WINDSHIELDS
& FAIRINGSSADDLEBAGS
& LUGGAGESEATS &
SISSY BARS

EXHAUST

FUEL/AIR
SYSTEMS

ENGINE

TRANSMISSION,
CLUTCH LINE
& DRIVELINEGASKETS
& SEALS

ELECTRICAL

LIGHTING
& LICENSE
PLATESHANDLEBARS,
CONTROLS
& MIRRORS

CABLES

BRAKES &
BRAKE LINESTANKS &
OIL FILTERSDASHES
& GAUGESFRAMES &
SUSPENSION

FENDERS

FOOTRESTS &
FLOORBOARDSWHEELS
& AXLESCOVERS,
LOCKS &
GENERALAUDIO,
COMMUNICATION
& MOUNTS

- WINDSHIELDS & FAIRINGS
- SADDLEBAGS & LUGGAGE
- SEATS & SISSY BARS
- EXHAUST
- FUEL/AIR SYSTEMS
- ENGINE
- TRANSMISSION, CLUTCH LINE & DRIVELINE
- GASKETS & SEALS
- ELECTRICAL
- LIGHTING & LICENSE PLATES
- HANDLEBARS, CONTROLS & MIRRORS
- CABLES
- BRAKES & BRAKE LINES
- TANKS & OIL FILTERS
- DASHES & GAUGES
- FRAMES & SUSPENSION
- FENDERS
- FOOTRESTS & FLOORBOARDS
- WHEELS & AXLES
- COVERS, LOCKS & GENERAL
- AUDIO, COMMUNICATION & MOUNTS

KURYAKYN



AZTEC FUEL CAP

- Classic styling reminiscent of a traditional sundial design
- Direct replacement made from durable die-cast aluminum
- Includes vented fuel cap and dummy cap
- Available in chrome finish

PART #	DESCRIPTION
0703-0800	For 14-21 Indian models (except Scout, Scout Sixty, Scout Bobber, FTR and Challenger models)



REAR OIL PANEL ACCENT

- Quality die-cast aluminum construction with a chrome finish
- Surrounds the oil filler cap and covers the wrinkle black base of the motor
- Installs using high-strength 3M® VHB™ adhesive

PART #	DESCRIPTION
1011-4536	For 19-21 Indian models (except Challenger, Scout and FTR)



CHROME OIL COOLER COVER

- Mounts directly over the oil cooler
- Does not restrict airflow
- Simple to install



PART #	DESCRIPTION
0713-0130	For 14-21 Indian models (except Challenger, Scout/Scout Sixty/Scout Bobber, FTR)

All part numbers in **BLUE** are new for 2023.



OIL FILTERS

- High-quality spin-on filter
- A dependable replacement for OEM

BLACK

FOR 20-22 CHALLENGER, 22 PURSUIT

0712-0479

CHROME

0712-0480

FOR 14-22 CHIEF CLASSIC/DARK HORSE/VINTAGE/VINTAGE LE/SPRINGFIELD

0712-0479

0712-0480

FOR 15-22 ROADMASTER

0712-0479

0712-0480



0712-0480



0712-0479



CHROME

BLACK

FOR 15-22 SCOUT, SCOUT SIXTY, SCOUT BOBBER

0712-0479

0712-0480

FOR 19-20 FTR

0712-0479

0712-0480



OIL FILTERS

- The original Hiflofiltro factory was founded in 1955 and has been manufacturing filters for the OEM motor industry since 1963
- With the experience of more than five decades, constant research and development, and featuring a completely modern production facility, Hiflofiltro offers some of the best quality filters in the world
- Constructed using the best materials available
- One of the broadest ranges of aftermarket coverage

PART

DESCRIPTION

0712-0301

15-19 Scout/17-19 Scout Sixty/18-19 Scout Bobber/20-22 Scout Bobber, ABS Sixty Twenty/ 22 Scout Rogue, ABS Sixty

0712-0503

20-22 Challenger/20-21 Challenger Dark Horse/22 Challenger Dark Horse Icon/15-22 Chieftain/22 Chieftain Dark Horse Icon/17-22 Chieftain Limited



0712-0301



0712-0503



FLO STAINLESS STEEL, REUSABLE "SPIN-ON" OIL FILTER

- Made from laser-cut, medical-grade, 304 stainless steel micronic filter cloth, this filter provides 200% more filter area in many cases
- Stainless filter catches items down to 35 microns, which is about three times better than most good paper or brass filters
- Unlike glued paper filters, the FLO Oil Filter pleat seam is welded and able to withstand up to 600° F
- Filter maintains consistent flow under all conditions including extreme heat, the presence of water, and cold start-ups where paper filters can flow so poorly that they often cause the bypass valve to open and allow unfiltered oil to enter your engine

PART

DESCRIPTION

0712-0149

For 14-22 Chief/Chieftain, 15-22 Scout, 15-22 Roadmaster, 17-22 Springfield, 19-22 FTR1200, 20-22 Challenger



- Should be the last filter an owner ever needs; this high-tech filter technology is widely used in all types of auto racing including NASCAR, Indy-type cars, Formula 1 and in the aerospace industry where filtration is of the utmost importance
- FLO reference # PCS1



HYPERFLOW LIFETIME OIL FILTER

- Precision CNC-machined billet aluminum body
- Knurled non-slip grip surface
- 30-micron absolute filtration
- Cleanable/reusable surgical-grade stainless steel woven filter element
- Disassembles without tools for easy inspection and cleaning
- Extreme flow volume greatly exceeds OEM filters
- Built-in rare earth magnet



0712-0555



0712-0556

PART

DESCRIPTION

0712-0555

For all Indian models w/ front-mount spin-on oil filters (3/4"-16 thread)

PART

0712-0556

DESCRIPTION

Service kit

All part numbers in **BLUE** are new for 2023.

WINDSHIELDS
& FAIRINGS

SADDLEBAGS
& LUGGAGE

SEATS &
SISSY BARS

EXHAUST

FUEL/AIR
SYSTEMS

ENGINE

TRANSMISSION,
CLUTCH LINE
& DRIVELINE

GASKETS
& SEALS

ELECTRICAL

LIGHTING
& LICENSE
PLATES

HANDLEBARS,
CONTROLS
& MIRRORS

CABLES

BRAKES &
BRAKE LINES

TANKS &
OIL FILTERS

DASHES
& GAUGES

FRAMES &
SUSPENSION

FENDERS

FOOTRESTS &
FLOORBOARDS

WHEELS
& AXLES

COVERS,
LOCKS &
GENERAL

AUDIO,
COMMUNICATION
& MOUNTS


- WINDSHIELDS
& FAIRINGS
- SADDLEBAGS
& LUGGAGE
- SEATS &
SISSY BARS
- EXHAUST
- FUEL/AIR
SYSTEMS
- ENGINE
- TRANSMISSION,
CLUTCH LINE
& DRIVELINE
- GASKETS
& SEALS
- ELECTRICAL
- LIGHTING
& LICENSE
PLATES
- HANDLEBARS,
CONTROLS
& MIRRORS
- CABLES
- BRAKES &
BRAKE LINES
- TANKS &
OIL FILTERS
- DASHES
& GAUGES
- FRAMES &
SUSPENSION
- FENDERS
- FOOTRESTS &
FLOORBOARDS
- WHEELS
& AXLES
- COVERS,
LOCKS &
GENERAL
- AUDIO,
COMMUNICATION
& MOUNTS



0713-0205



0713-0207



0713-0210



0713-0214

UNIVERSAL OIL COOLERS

- Fully brazed construction, powdercoated gloss black
- Perfect for the fabricator, customizer and racer
- Same oil coolers that are used in all high-quality Jagg oil cooler systems
- Sold individually without mounting hardware
- Dimensions: A = Length, B = Width, C = Depth

PART #	DESCRIPTION	DIMENSIONS (MM)
0713-0205	6-row w/ 2 mounting tabs	A: 210 (8,25"), B: 63,5 (2,50"), C: 38,1 (1,50")
0713-0206	14-row w/ 4 mounting tabs	A: 210 (8,25"), B: 133 (5,25"), C: 38,1 (1,50")
0713-0207	6-row w/ 2 mounting bosses	A: 210 (8,25"), B: 63,5 (2,50"), C: 38,1 (1,50")
0713-0208	6-row w/ 2 mounting bosses	A: 210 (8,25"), B: 63,5 (2,50"), C: 38,1 (1,50")
0713-0209	6-row w/ 2 mounting bosses	A: 210 (8,25"), B: 63,5 (2,50"), C: 38,1 (1,50")
0713-0210	10-row w/ 2 mounting bosses	A: 210 (8,25"), B: 102 (4,00"), C: 38,1 (1,50")
0713-0211	10-row w/ 2 mounting bosses	A: 210 (8,25"), B: 102 (4,00"), C: 38,1 (1,50")
0713-0212	10-row w/ 2 mounting bosses	A: 210 (8,25"), B: 102 (4,00"), C: 38,1 (1,50")
0713-0213	10-row w/ 2 mounting tabs	A: 210 (8,25"), B: 102 (4,00"), C: 38,1 (1,50")
0713-0214	10-row w/ 2 mounting tabs and 2 mounting bosses	A: 210 (8,25"), B: 102 (4,00"), C: 38,1 (1,50")


0713-0240



FRAME CLAMPS

- For mounting Jagg's universal oil coolers, custom oil coolers, and many other applications
- Great for mounting anything on tubular frames
- Sold each

PART #	DESCRIPTION	PART #	DESCRIPTION
0713-0236	For 25 mm (1") dia. frames	0713-0239	For 35 mm (1 3/8") dia. frames
0713-0237	For 29 mm (1 1/8") dia. frames	0713-0240	For 38 mm (1 1/2") dia. frames
0713-0238	For 32 mm (1 1/4") dia. frames		



AUTOMATIC OIL COOLER BYPASS VALVE SERVICE KIT

PART #	DESCRIPTION
0713-0219	Service kit for automatic bypass valve PART #0713-0069

All part numbers in **BLUE** are new for 2023.



0713-0215



0713-0218



0711-0237



0711-0236



MANUAL OIL BYPASS VALVE

- Acts as a manual thermostat, allowing you to bypass the oil cooling system for cold-weather riding or for faster warm-ups on cool days
- Durable, anodized billet aluminum construction
- Knurled grip knob
- Works with all oil coolers
- Compact in-line installation
- Service kit contains replacement O-rings, snap-ring retaining clip for manual bypass knob and spare decal

NOTE: If oil hoses between the oil cooler and the oil source are too short, the oil cooler bypass valve may not fit in the oil lines. Jagg bypass valves require at least 76 mm (3") of straight hose.

PART #	DESCRIPTION
0713-0215	Manual oil bypass valve
0713-0218	Service kit

OIL HOSE UPGRADE KITS

- Sets your bike apart and gives your Jagg oil cooler a racy look with performance braided oil hoses straight from the track-ready line of Susa's motorsport division
- Choice of bright stainless steel braided hose or black lightweight fiber braided hose in 183 cm (6') lengths
- Kit includes two aluminum hose separators in matching color and four aluminum hose finishers with integrated worm-drive clamps in matching color
- Installs easily; simply trim hose to required length, slip hose finishers over ends of hose, press hose onto nipple and tighten hose clamp to achieve an easy and beautiful upgrade

PART #	DESCRIPTION
0711-0237	Stainless steel braided
0711-0236	Black lightweight fiber braided

HOSE SEPARATORS

- Hose separators provide tidy structure and clean style to oil lines
- Machined from billet aluminum
- Suitable for 9,5 mm (3/8") (-06) plain rubber or braided/ jacketed oil hose
- Installs in a snap
- Anodized in choice of black or silver
- Sold each

PART #	DESCRIPTION
0713-0234	Black



0713-0234

PART #	DESCRIPTION
0713-0235	Silver



0713-0235

BRAIDED OIL HOSE

- Braided outer jacket for structure, toughness and a racy look
- Available in bright stainless steel braided hose or black lightweight-fiber braided hose
- Internal steel wire reinforcement
- 305 cm (10-ft.) length

PART #	DESCRIPTION
0713-0241	Black

0713-0241



PART #	DESCRIPTION
0713-0242	Stainless steel

0713-0242



HOSE FINISHERS

- Hose finishers with integrated worm-drive hose clamps
- Size 22 mm (7/8") integrated hose clamps, suitable for 9,5 mm (3/8") (-06) plain rubber or braided/jacketed oil hose
- Integrated worm-drive hose clamp
- Aluminum construction
- Anodized in choice of black or silver
- Available in 4-pack

NOTE: Hose finishers are designed to fit over push-on style single-barbed hose ends and will not fit over AN-style adapter fittings or Jagg/Susa AN-PushLock hose ends.

PART #	DESCRIPTION
0713-0232	Black



0713-0232



0713-0233

PART #	DESCRIPTION
0713-0233	Silver

All part numbers in **BLUE** are new for 2023.

WINDSHIELDS
& FAIRINGS

SADDLEBAGS
& LUGGAGE

SEATS &
SISSY BARS

EXHAUST

FUEL/AIR
SYSTEMS

ENGINE

TRANSMISSION,
CLUTCH LINE
& DRIVELINE

GASKETS
& SEALS

ELECTRICAL

LIGHTING
& LICENSE
PLATES

HANDLEBARS,
CONTROLS
& MIRRORS

CABLES

BRAKES &
BRAKE LINES

TANKS &
OIL FILTERS

DASHES
& GAUGES

FRAMES &
SUSPENSION

FENDERS

FOOTRESTS &
FLOORBOARDS

WHEELS
& AXLES

COVERS,
LOCKS &
GENERAL

AUDIO,
COMMUNICATION
& MOUNTS

DAYTONA



**DEVA
MULTI-FUNCTION
GAUGE**

- Black ABS housing
- LED indicators
- Speedometer, odometer, engine speed display
- Water, oil and air temperature
- 8,0-18,0 V
- E-marked
- Measures 132 mm L x 58 mm W x 25 mm H
- ECE approved

PART #
2210-0588

DESCRIPTION
DEVA multi-functioning gauge



ASURA MULTI-FUNCTION COMPUTER

- Functions as speedometer, odometer, clock
- Dual temperature gauge, air and engine
- Oil changing time notification
- LCD indicators
- Measures 120 mm L x 28,5 mm W x 40 mm H
- Waterproof
- E-marked

PART #
2210-0589

DESCRIPTION
Asura multi-function computer



NANO 2 SPEEDOMETER

- Km/h and mph selectable
- White LED display for night riding
- Waterproof
- Measures 60 mm L x 40 mm W x 17,5 mm H
- 9V with PP3 battery available
- ECE approved

PART #
2210-0590

DESCRIPTION
Nano 2 speedometer



DIGITAL VELONA SPEEDOMETER

- Black LCD display with white LED back light
- Stainless steel housing
- E-marked
- V-shaped bracket included
- ECE approved

PART #
2210-0578

DESCRIPTION
Digital Velona speedometer



All part numbers in **BLUE** are new for 2023.

DAYTONA



VELONA-W SPEEDOMETER

- Shows speed up to 200 km/h and rpm up to 9.000
- Black with white letters and white LED back light
- Stainless steel housing (80 mm D)
- Km/h or mph selectable
- Control lights for right and left turn signals, high beams and hazard lights
- E-marked
- ECE approved

PART #	DESCRIPTION
2210-0569	Velona-W speedometer



VELONA 80 SPEEDOMETERS

- 80 mm matte black body made from stainless steel
- Measures speed and rpm
- LCD readout with multiple functions
- Km/h or mph selectable
- E-marked
- V-shaped bracket included
- ECE approved

PART #	DESCRIPTION
2210-0570	200 max (km/h or mph depending on user selection)



2210-0572



2210-0574



2210-0575

VELONA 60 SPEEDOMETERS

- 60 mm matte black body made from stainless steel
- Measures speeds up to 200 km/h
- Stainless steel housing

PART #	DESCRIPTION
2210-0572	Speedometer w/ turn signals 200 max (km/h or mph depending on user selection)
2210-0574	Black speedometer 200 max (km/h or mph depending on user selection)

- Black scale with white LED backlight
- V-shaped bracket included
- ECE approved

PART #	DESCRIPTION
2210-0575	Polished speedometer 200 max (km/h or mph depending on user selection)



VELONA 48 MM SPEEDOMETERS

- 48 mm matte black body made from stainless steel
- Km/h or mph selectable
- Three different selectable LED colors for display (white/blue/orange)
- E-marked
- ECE approved



PART #	DESCRIPTION
2210-0579	200 max (km/h or mph depending on user selection)

All part numbers in **BLUE** are new for 2023.

WINDSHIELDS
& FAIRINGSSADDLEBAGS
& LUGGAGESEATS &
SISSY BARS

EXHAUST

FUEL/AIR
SYSTEMS

ENGINE

TRANSMISSION,
CLUTCH LINE
& DRIVELINEGASKETS
& SEALS

ELECTRICAL

LIGHTING
& LICENSE
PLATESHANDLEBARS,
CONTROLS
& MIRRORS

CABLES

BRAKES &
BRAKE LINESTANKS &
OIL FILTERSDASHES
& GAUGESFRAMES &
SUSPENSION

FENDERS

FOOTRESTS &
FLOORBOARDSWHEELS
& AXLESCOVERS,
LOCKS &
GENERALAUDIO,
COMMUNICATION
& MOUNTS

- WINDSHIELDS
& FAIRINGS
- SADDLEBAGS
& LUGGAGE
- SEATS &
SISSY BARS
- EXHAUST
- FUEL/AIR
SYSTEMS
- ENGINE
- TRANSMISSION,
CLUTCH LINE
& DRIVELINE
- GASKETS
& SEALS
- ELECTRICAL
- LIGHTING
& LICENSE
PLATES
- HANDLEBARS,
CONTROLS
& MIRRORS
- CABLES
- BRAKES &
BRAKE LINES
- TANKS &
OIL FILTERS
- DASHES
& GAUGES
- FRAMES &
SUSPENSION
- FENDERS
- FOOTRESTS &
FLOORBOARDS
- WHEELS
& AXLES
- COVERS,
LOCKS &
GENERAL
- AUDIO,
COMMUNICATION
& MOUNTS

DAYTONA



VELONA 80 TACHOMETER

- 80 mm matte black body constructed from stainless steel
- LCD readout with multiple functions
- Simple, two-button operation
- Max rpm of 9,000
- Voltmeter measures 0,0-18,0 V
- V-shaped bracket included
- ECE approved



PART #	DESCRIPTION
2211-0190	9,000 rpm max



2211-0195



2211-0196



2211-0192

VELONA 60 TACHOMETERS

- 60 mm body constructed from stainless steel
- Stepping motor-driven tachometer
- 0-18,0 V

PART #	DESCRIPTION
2211-0195	8000 rpm max, black
2211-0196	8000 rpm max, polished

- White display LED color
- Shift-up warning with red LED

PART #	DESCRIPTION
2211-0192	9000 rpm max



2211-0199

VELONA 48 TACHOMETERS

- 48 mm body constructed from stainless steel
- Three different selectable colors for LED display (white/blue/orange)
- Voltmeter range of 0,0-18,0 V
- Shift-up warning with red LED

PART #	DESCRIPTION
2211-0199	9,000 rpm max




VELONA GAUGE REMOTE

- Operates Velona gauges remotely instead of pressing bottom buttons
- For 22,5/25,4 mm handlebars
- Can wire outside or inside handlebars
- Max current capacity of 50 mA
- 12 mm wide

PART #	DESCRIPTION
0616-0391	Velona gauge remote

All part numbers in **BLUE** are new for 2023.

DAYTONA



COMPACT VOLTMETER

- Universal voltmeter with LCD display
- Easy-to-mount
- Waterproof
- 42 mm L x 25 mm W x 10,8 mm H

PART #
2212-0851

DESCRIPTION
Compact voltmeter



2212-0852



2212-0853



2212-0854

MICRO INDICATORS

- Constructed of CNC-machined aluminum
- Alpha measure 47 mm L x 14 mm W x 11,7 mm H
- Beta measure 46,8 mm L x 13,8 mm W x 11,5 mm H

PART #	DESCRIPTION
ALPHA	
2212-0852	Black
2212-0853	Chrome

PART #	DESCRIPTION
BETA	
2212-0854	Black
2212-0855	Chrome
2212-0856	Silver



NANO 2 GEAR SHIFT INDICATOR

- Selectable top gear 4/5/6/7/8
- Shift warning with bar graph
- White LED display at night
- Waterproof
- Measures 60 mm L x 40 mm W x 17,5 mm H
- 9V with PP3 battery available

PART #	DESCRIPTION
2212-0849	Nano 2 gear shift indicator



2212-0850

OIL TEMPERATURE SENSOR

- Extension wire sold separately

PART #	DESCRIPTION
2212-0850	Oil temperature sensor
2212-0847	Extension wire (1,200 mm)



2212-0848



2130-0334

AIR TEMPERATURE SENSOR

- Extension wire sold separately

PART #	DESCRIPTION	PART #	DESCRIPTION
2212-0848	Air temperature sensor	2130-0334	1/8" extension wire

All part numbers in **BLUE** are new for 2023.

WINDSHIELDS
& FAIRINGS

SADDLEBAGS
& LUGGAGE

SEATS &
SISSY BARS

EXHAUST

FUEL/AIR
SYSTEMS

ENGINE

TRANSMISSION,
CLUTCH LINE
& DRIVELINE

GASKETS
& SEALS

ELECTRICAL

LIGHTING
& LICENSE
PLATES

HANDLEBARS,
CONTROLS
& MIRRORS

CABLES

BRAKES &
BRAKE LINES

TANKS &
OIL FILTERS

DASHES
& GAUGES

FRAMES &
SUSPENSION

FENDERS

FOOTRESTS &
FLOORBOARDS

WHEELS
& AXLES

COVERS,
LOCKS &
GENERAL

AUDIO,
COMMUNICATION
& MOUNTS

- WINDSHIELDS
& FAIRINGS
- SADDLEBAGS
& LUGGAGE
- SEATS &
SISSY BARS
- EXHAUST
- FUEL/AIR
SYSTEMS
- ENGINE
- TRANSMISSION,
CLUTCH LINE
& DRIVELINE
- GASKETS
& SEALS
- ELECTRICAL
- LIGHTING
& LICENSE
PLATES
- HANDLEBARS,
CONTROLS
& MIRRORS
- CABLES
- BRAKES &
BRAKE LINES
- TANKS &
OIL FILTERS
- DASHES
& GAUGES
- FRAMES &
SUSPENSION
- FENDERS
- FOOTRESTS &
FLOORBOARDS
- WHEELS
& AXLES
- COVERS,
LOCKS &
GENERAL
- AUDIO,
COMMUNICATION
& MOUNTS

DAYTONA



2210-0581



PROXIMITY SPEED SENSOR

- Non-contact speed sensor
- Can generate electrical pulse signal from most vehicles
- 2,000 mm wire length

PART #	DESCRIPTION
2210-0587	Proximity speed sensor

SPEED CONVERTERS

- Available in a variety of styles and wire lengths

PART #	DESCRIPTION	WIRE LENGTH
2210-0581	10 mm D insert	1,280 mm
2210-0582	18 mm D plug connection	1,280 mm
2210-0583	15 mm D insert	1,800 mm
2210-0584	M12 female thread	1,200 mm
2210-0586	Twin signal universal	650 mm

2130-0336



RPM PULSE RECTIFIER

- Used to correct unstable or undetectable RPM signal
- Induction wire set sold separately

PART #	DESCRIPTION
2130-0336	Pulse rectifier

2130-0335



PART #	DESCRIPTION
2130-0335	Induction wire set



2212-0837



2212-0840



2212-0857

VELONA GAUGE BRACKETS

- CNC-machined aluminum (unless noted)

PART #	DESCRIPTION	PART #	DESCRIPTION
2212-0836	Meter bracket for Velona 60	2212-0842	Anti-vibration center bracket for Velona 60
2212-0837	Combinative bracket for Velona 48, black	2212-0843	Anti-vibration left offset bracket for Velona 60, 10° bend
2212-0838	Double meter bracket for Velona 48, black	2212-0844	Anti-vibration, right offset bracket for Velona 60, 10° bend
2212-0839	Combinative bracket for Velona 60, black	2212-0845	Anti-vibration, right offset bracket for Velona 60
2212-0840	Combinative bracket for Velona 60, polished	2212-0857	U-bracket
2212-0841	Anti-vibration center bracket for Velona 60, 10° bend		

VELONA 60 U-SHAPED BRACKET

- U-shaped steel bracket easily mounts Velona 60 to a vintage headlight

PART #	DESCRIPTION
2212-0846	Velona 60 U-shaped bracket

ADAPTER COLLAR M10

- 2 pieces

PART #	DESCRIPTION
0504-0367	Adapter Collar M10

All part numbers in **BLUE** are new for 2023.


KURYAKYN

**AZTEC STEREO ACCENTS**

- Bring life to the panel surrounding the Indian Ride Command touchscreen and controls for a completely new look
- Hassle-free installation using high-strength 3M™ VHB™ adhesive
- Durable, injection-molded ABS available in chrome

PART #**4405-0502****DESCRIPTION**

For 17-21 Chieftain/Roadmaster

**2202-0287****2202-0290****AZTEC TOP DASH ACCENTS**

- Enhance the top dash panel behind the windshield and above the touchscreen for a unique, custom appearance
- Made from durable injection-molded ABS

- Easy to install using high-strength VHB™ adhesive
- Available in chrome or satin black

PART #**FOR 17-21 CHIEFTAIN/ROADMASTER MODELS****2202-0287****DESCRIPTION**


Chrome

PART #**FOR 17-21 CHIEFTAIN/ROADMASTER MODELS (CONT)****2202-0290****DESCRIPTION**

Satin black

AZTEC GAUGE CLUSTER ACCENTS

- Feature a grooved and beveled design that delivers a clean, custom style to the recessed area surrounding the gauges
- Hassle-free installation using high-strength 3M® VHB™ adhesive
- Durable, injection-molded ABS available in chrome

**PART #****2202-0288****DESCRIPTION**

For 17-21 Chieftain/Roadmaster models

All part numbers in **BLUE** are new for 2023.WINDSHIELDS
& FAIRINGSSADDLEBAGS
& LUGGAGESEATS &
SISSY BARS

EXHAUST

FUEL/AIR
SYSTEMS

ENGINE

TRANSMISSION,
CLUTCH LINE
& DRIVELINEGASKETS
& SEALS

ELECTRICAL

LIGHTING
& LICENSE
PLATESHANDLEBARS,
CONTROLS
& MIRRORS

CABLES

BRAKES &
BRAKE LINESTANKS &
OIL FILTERS**DASHES
& GAUGES**FRAMES &
SUSPENSION

FENDERS

FOOTRESTS &
FLOORBOARDSWHEELS
& AXLESCOVERS,
LOCKS &
GENERALAUDIO,
COMMUNICATION
& MOUNTS


- WINDSHIELDS & FAIRINGS
- SADDLEBAGS & LUGGAGE
- SEATS & SISSY BARS
- EXHAUST
- FUEL/AIR SYSTEMS
- ENGINE
- TRANSMISSION, CLUTCH LINE & DRIVELINE
- GASKETS & SEALS
- ELECTRICAL
- LIGHTING & LICENSE PLATES
- HANDLEBARS, CONTROLS & MIRRORS
- CABLES
- BRAKES & BRAKE LINES
- TANKS & OIL FILTERS
- DASHES & GAUGES
- FRAMES & SUSPENSION
- FENDERS
- FOOTRESTS & FLOORBOARDS
- WHEELS & AXLES
- COVERS, LOCKS & GENERAL
- AUDIO, COMMUNICATION & MOUNTS



HIDDEN TRAILER HITCH

- Hitch is hidden when tongue is removed
- Bolt-on installation
- Made from high-tensile steel
- Chrome-plated tongue
- Includes mounting instructions and hardware


PART #	DESCRIPTION
3902-0204	For all 17-22 Indian models (except Scout/FTR)



TRAILER WIRING SUB-HARNESS

- Six-pin Molex plug-and-play motorcycle trailer wiring sub-harness
- No splicing or soldering
- No damage to your factory wiring
- Plugs directly into your factory taillight harness

PART #	DESCRIPTION
3902-0193	For 14-22 Chief/Chieftain



TRAILER ISOLATOR HARNESS

- Five-wire features left, right, brake, turn and ground wire outputs
- Four-wire features a molded flat connector with left/brake, right/brake, run and ground wire outputs

PART #	DESCRIPTION	PART #	DESCRIPTION
FOR 14-22 INDIAN MODELS EXCEPT SCOUT		FOR 14-22 INDIAN MODELS EXCEPT SCOUT (CONT)	
2010-1355	5-wire harness	2010-1356	4-wire harness

All part numbers in **BLUE** are new for 2023.




LINBAR® FRONT HIGHWAY BAR

- Made from 1 1/4" high-strength steel that has a triple-chrome-plated finish for long-lasting durability
- Precision bent and welded for a perfect fit every time
- Neoprene O-rings provide traction in all climates

U.S. Patent #D361311.

NOTE: Not recommended for use with extended forward controls or extended floorboards.



PART #	DESCRIPTION
1624-0261	For 14-22 Chief Classic/Chief Vintage/Chieftain



FREEWAY BARS

- Made from stout 32 mm (1 1/4") diameter thick-wall steel and with heavy-duty welded flanges
- Constructed for strength and long-lasting good looks
- Available in chrome or black anodized finish, fatty bar available in chrome only

CAUTION: Highway bars are designed for appearance only and may provide only a small amount of protection for the motorcycle. They are not intended to provide bodily protection in any circumstance.

PART #	DESCRIPTION
FOR SCOUT 15-21	
0505-2113	Chrome



0505-2114

PART #	DESCRIPTION
FOR SCOUT 15-21 (CONT)	
0505-2114	Black



ENGINE GUARDS

- Delivered with all required hardware and easy instructions for perfect installation
- 32 mm wide

PART #	DESCRIPTION
0505-2229	For 14-17 Chief Classic, 14-19 Chief Vintage, 16-19 Chieftain Dark Horse/Springfield and 15-19 Roadmaster/Roadmaster Classic models
0505-2090	For 15-22 Scout models



0505-2229



BLACK CLASSIC PAC-A-DERMS™

- Front engine guard covers block wind and water spray
- Includes a pair of Black Classic EZ Mount™ removable pouches
- No tools required to install, securely attach with custom hold snaps to wrap around the highway bars



PART #	DESCRIPTION
1624-0331	OEM round bars (#2879581-156) on 14-22 Roadmaster, 17-22 Springfield, 14-22 Chief

All part numbers in **BLUE** are new for 2023.

WINDSHIELDS
& FAIRINGS

SADDLEBAGS
& LUGGAGE

SEATS &
SISSY BARS

EXHAUST

FUEL/AIR
SYSTEMS

ENGINE

TRANSMISSION,
CLUTCH LINE
& DRIVELINE

GASKETS
& SEALS

ELECTRICAL

LIGHTING
& LICENSE
PLATES

HANDLEBARS,
CONTROLS
& MIRRORS

CABLES

BRAKES &
BRAKE LINES

TANKS &
OIL FILTERS

DASHES
& GAUGES

FRAMES &
SUSPENSION

FENDERS

FOOTRESTS &
FLOORBOARDS

WHEELS
& AXLES

COVERS,
LOCKS &
GENERAL

AUDIO,
COMMUNICATION
& MOUNTS

WINDSHIELDS
& FAIRINGSSADDLEBAGS
& LUGGAGESEATS &
SISSY BARS

EXHAUST

FUEL/AIR
SYSTEMS

ENGINE

TRANSMISSION,
CLUTCH LINE
& DRIVELINEGASKETS
& SEALS

ELECTRICAL

LIGHTING
& LICENSE
PLATESHANDLEBARS,
CONTROLS
& MIRRORS

CABLES

BRAKES &
BRAKE LINESTANKS &
OIL FILTERSDASHES
& GAUGESFRAMES &
SUSPENSION

FENDERS

FOOTRESTS &
FLOORBOARDSWHEELS
& AXLESCOVERS,
LOCKS &
GENERALAUDIO,
COMMUNICATION
& MOUNTS

KURYAKYN

CHIN FAIRING

- Clean up the lower front end of the frame by covering the oil filter, voltage regulator and exposed wiring
- Made from durable, high-impact injection-molded ABS and includes steel mounting bracket for easy bolt-on installation
- Open grilled design does not restrict airflow
- Installs on Indian Big Twins with or without an oil cooler
- High-impact ABS construction available in chrome

PART #	DESCRIPTION
0504-0315	For 14-21 Indian models (except Scout, Scout Sixty, FTR and Challenger)



REAR STAND HOOK KIT

- Lift your bike, MotoGP style
- Made of gray anodized aluminum
- Hooks mount to the swingarm thread with an additional clamping screw
- Bolt sets available separately

PART #	DESCRIPTION
FOR 19-22 FTR 1200/S	
1303-0325	Rear stand hook kit
4101-0402	Bolt set 12x100 mm



KURYAKYN

TIE-DOWN BRACKETS

- Provide a secure, easily accessible location to attach tie-down straps for transport
- Laser-cut from high-quality, durable steel
- Chrome finish
- Quick, easy installation
- Sold in pairs

PART #	DESCRIPTION
3920-0436	For 14-21 Chief, Classic, Dark Horse and Vintage models



PART #	DESCRIPTION
FOR 19-22 FTR 1200/S (CONT)	
4101-0403	Bolt set 20x135 mm



STEERING STEM BEARING KIT

- Designed as a drop-in replacement to upgrade OEM ball-type bearings to taper bearings (where ball-type bearings are used by the OEM)
- Designed as a replacement taper bearing seat (where taper bearings are original equipment)
- Kit comes complete with both upper and lower taper bearing cups and cones and seals (both top and bottom seals are included in most kits)
- Tapered roller bearings decrease maintenance along with less wear and longer life

PART #	DESCRIPTION
0410-0192	For 17-20 Scout Sixty, 15-20 Scout, 20 Challenger, 14-18 Chief Classic, 14-20 Chief Vintage, 14-20 Chieftain, 15-20 Roadmaster, 16-20 Springfield



STEERING STEM NUT

- CNC-machined from 6061 billet aluminum
- Available in a hard black anodized finish
- Machined hex for easy installation

PART #	DESCRIPTION
0410-0296	For 14-22 models (all except FTR)



All part numbers in **BLUE** are new for 2023.



FORK COVER KITS

- Complete 6-piece fork cover kit in black with the lower covers made of aluminum or with bellows
- With this kit you cover the fork tubes above, between and below the fork bridges, if the original mask and the original turn signals including holders are removed
- This covers the fork tubes and the entire fork appears bulkier and completely black
- This fork cover kit can be used with the Original Equipment front fender or custom fenders
- The individual covers are attached using concealed grub screws and thus center themselves on the fork tubes; this ensures that the cover is held securely

PART # DESCRIPTION

FOR 18-22 SCOUT BOBBER

KITS WITH "LONG VERSION" UPPER FORK COVERS

0411-0212	Kit with unmilled fork caps and aluminum lower fork covers
0411-0213	Kit with milled fork caps and aluminum lower fork covers
0411-0215	Kit with unmilled fork caps and bellows
0411-0214	Kit with milled fork caps and bellows

KITS WITH "MID VERSION" UPPER FORK COVERS

0411-0216	Kit with unmilled fork caps and aluminum lower fork covers
0411-0217	Kit with milled fork caps and aluminum lower fork covers

- To ensure that the gaps between the covers and the triple clamps are exactly parallel, the covers have been provided with the same bevels as the triple clamps
- Our covers are made of high-quality aluminum and are milled on the most modern 5-axis machining centers and then powdercoated in glossy black
- Assembly is very simple, the upper and the lower cover are only pushed over the fork tube and screwed tight
- On the inside of the lower cover there is a cut-out for clearance on the fender and is therefore hardly visible

PART # DESCRIPTION

FOR 18-22 SCOUT BOBBER (CONT)

KITS WITH "MID VERSION" UPPER FORK COVERS (CONT)

0411-0219	Kit with unmilled fork caps and bellows
0411-0218	Kit with milled fork caps and bellows

KITS WITH "SHORT VERSION" UPPER FORK COVERS

0411-0220	Kit with unmilled fork caps and aluminum lower fork covers
0411-0221	Kit with milled fork caps and aluminum lower fork covers
0411-0222	Kit with unmilled fork caps and bellows
0411-0223	Kit with milled fork caps and bellows



UPPER FORK COVER SETS

- With this 2-piece fork cover kit you cover the upper fork tubes between the fork bridges when the original turn signals, including brackets, and the original headlight mask are removed
- This covers the fork tubes and the entire fork appears bulkier and completely black
- The covers are attached using hidden setscrews and thus center themselves on the fork tubes to ensure that the cover is held securely
- Our covers are made of high-quality aluminum and are milled on the most modern 5-axis machining centers and then powdercoated in glossy black
- The assembly is very simple, the cover is only pushed over the fork tube and screwed tight

PART

FOR 18-22 SCOUT BOBBER

0411-0233	Long version
0411-0234	Mid version
0411-0235	Short version

DESCRIPTION

All part numbers in **BLUE** are new for 2023.

- WINDSHIELDS & FAIRINGS
- SADDLEBAGS & LUGGAGE
- SEATS & SISSY BARS
- EXHAUST
- FUEL/AIR SYSTEMS
- ENGINE
- TRANSMISSION, CLUTCH LINE & DRIVELINE
- GASKETS & SEALS
- ELECTRICAL
- LIGHTING & LICENSE PLATES
- HANDLEBARS, CONTROLS & MIRRORS
- CABLES
- BRAKES & BRAKE LINES
- TANKS & OIL FILTERS
- DASHES & GAUGES
- FRAMES & SUSPENSION
- FENDERS
- FOOTRESTS & FLOORBOARDS
- WHEELS & AXLES
- COVERS, LOCKS & GENERAL
- AUDIO, COMMUNICATION & MOUNTS



LOWER FORK COVER SET

- Covers the lower fork tubes below the fork bridge
- This covers the chromed fork tubes and the entire fork appears bulkier and completely black
- Covers are attached using hidden setscrews and thus center themselves on the fork tubes, to ensure that the cover is held securely
- Made of high-quality aluminum and milled on the most modern 5-axis machining centers



- Powdercoated in glossy black
- Assembly is very simple, the cover is only pushed over the fork tube and screwed tight
- Suitable for the original front fender and for custom fenders

PART #	DESCRIPTION
0411-0224	For 18-22 Scout Bobber



FORK CAPS

- Cover the fork tubes above the fork bridge
- Securely fastened with a concealed setscrew
- Manufactured from high quality aluminum, CNC-milled on the most modern 5-axis machining centers
- Glossy black powdercoated finish

PART #	DESCRIPTION
FOR 18-22 SCOUT BOBBER	
0404-0651	Without milling
0404-0654	With milled logo icon



0414-0550



0414-0545



AXEO HIGH-PERFORMANCE FRONT SUSPENSION SYSTEMS FOR SCOUT MODELS

- Designed to be used with stock diameter front wheels
- Easy installation
- Includes two mono-tube, dual chambered damper cartridges and two top out springs
- Performance spring rate
- Machined 303 stainless threaded pre-load adjuster
- Increased pre-load range allows tuning for various riding styles and weights

- Ride quality is smooth and controlled
- Improves stability, cornering and traction
- Eliminates front-end dive during aggressive braking and maneuvering
- Firm feel for high-speed sweeping turns
- Eliminates bottoming out on large bumps or potholes
- Reduces dragging floorboards and pegs
- Designed optimum performance with Legend rear suspensions

PART #	DESCRIPTION	PART #	DESCRIPTION
0414-0550	For 19-22 Scout and Scout Bobber	0414-0545	For 15-17 Scout, 17-22 Scout Sixty

All part numbers in BLUE are new for 2023.



See chart
for details

FRONT FORK SPRING KITS

- Shorter braking distance
- Better balance in the bike, more comfortable riding, even with passenger
- Easy cornering
- Improved tire life

PART #	FITS MODEL
0405-1100	18-21 Chieftain/Roadmaster (models w/ air-supported shock)
0405-0515	15-16 Scout
0405-1103 ¹	17 Scout

- More grip in dry and wet weather
- More confidence; it makes your ride more comfortable and/or faster
- Overall sense of confidence in the bike
- Include front fork oil

PART #	FITS MODEL
0405-1104 ¹	18-22 Scout
0405-1059	18-21 Scout Bobber

¹ ABE approved.



0405-0528



FRONT FORK SPRING

- Progressive springs offer a soft initial spring rate for a plush ride
- Progressively wound design provides increased resistance to bottoming as spring compresses
- Improve handling while retaining OEM geometry
- Sold in pairs

PART #	DESCRIPTION
0405-0528	For 15-16 Scout models
0405-1098	For 19-21 FTR1200/S models



FORK LOWERING KITS

- Give Cruiser bike front ends that custom lowered look by lowering the forks
- Your choice of 25 mm (1") or 51 mm (2") lowering height is available at time of installation
- To maintain proper balanced geometry, it is recommended lowering the rear of the bike the same amount as the front (Progressive Suspension Series shocks available for lowering the rear); see pages 188-189
- Installing a lowering kit will decrease initial ground clearance; motorcycle will be lower to the ground, and care should be taken to avoid bottoming, especially over bumps or in turns

PART #	DESCRIPTION
0416-0095	For 15-21 Scout models

All part numbers in **BLUE** are new for 2023.

WINDSHIELDS
& FAIRINGS

SADDLEBAGS
& LUGGAGE

SEATS &
SISSY BARS

EXHAUST

FUEL/AIR
SYSTEMS

ENGINE

TRANSMISSION,
CLUTCH LINE
& DRIVELINE

GASKETS
& SEALS

ELECTRICAL

LIGHTING
& LICENSE
PLATES

HANDLEBARS,
CONTROLS
& MIRRORS

CABLES

BRAKES &
BRAKE LINES

TANKS &
OIL FILTERS

DASHES
& GAUGES

FRAMES &
SUSPENSION

FENDERS

FOOTRESTS &
FLOORBOARDS

WHEELS
& AXLES

COVERS,
LOCKS &
GENERAL

AUDIO,
COMMUNICATION
& MOUNTS

- WINDSHIELDS & FAIRINGS
- SADDLEBAGS & LUGGAGE
- SEATS & SISSY BARS
- EXHAUST
- FUEL/AIR SYSTEMS
- ENGINE
- TRANSMISSION, CLUTCH LINE & DRIVELINE
- GASKETS & SEALS
- ELECTRICAL
- LIGHTING & LICENSE PLATES
- HANDLEBARS, CONTROLS & MIRRORS
- CABLES
- BRAKES & BRAKE LINES
- TANKS & OIL FILTERS
- DASHES & GAUGES
- FRAMES & SUSPENSION
- FENDERS
- FOOTRESTS & FLOORBOARDS
- WHEELS & AXLES
- COVERS, LOCKS & GENERAL
- AUDIO, COMMUNICATION & MOUNTS



LEGEND REVO-A COIL SUSPENSION FOR SCOUT MODELS

- Provides improved plush ride quality, control and resistance to bottoming out
- Extended coil length has larger "sweet spot" without increasing overall shock length
- Unique spring rate offers the ability to soften preload, reducing ride height and maintaining a smooth ride
- Allows minimal preload adjustments when changing between riders' weights or loads
- Adjusts by hand, no tools needed
- Easy installation
- Suspension alignment is provided by spherical bearings on both top and bottom



- External knob has six adjustments to allow fine-tuning of rebound
- Provides optimum rebound performance for any given rider weight, personal ride quality preference or personal riding style
- Light to heavy riders can fine-tune ride preference
- Available only in black type III hard coat anodize

NOTE: For solo rider only, with total weight of 113 kg (250 lb) or less.

PART #	DESCRIPTION
1310-1739	For 15-22 Scout/Scout Sixty, 18-22 Scout Bobber



970 SERIES PIGGYBACK SHOCKS

- Progressive Suspension does it once again!
- Designed for performance-oriented twin shock bikes
- Feature piggyback reservoirs, high-pressure gas charge and deflative disc-valving, all packaged in a mono-tube style body
- Include progressive-rate springs
- The threaded preload adjustment and external compression adjustment knob allow for fine-tuning to provide optimum performance for rider weight or riding style
- 305 mm L (12")

PART #	DESCRIPTION
1310-1320	For 15-21 Scout models



465 SERIES SHOCKS

- High-pressure gas monotube design for the ultimate performance
- Five-position rebound adjustment to tailor the suspension for changing conditions and riding styles
- Threaded shock body with a wide range of adjustment to fine-tune preload and sag
- Hard anodized aluminum body and components for excellent durability and corrosion resistance
- 46 mm bore and deflative disc piston provides precise damping
- 16 mm hard chrome shaft rides on custom Viton® seals for low friction and leak-free reliability
- Each shock is custom-tuned (damping and spring rate) for each fitment

NOTE: Before purchasing or attempting to install shocks that are different than the OEM length, confirm that your wheel travel can be altered without causing clearance issues such as swingarm/axle to exhaust contact as well as chain/belt guard or tire contact.

PART #	DESCRIPTION
1310-2084	For 19-20 FTR1200 models



All part numbers in **BLUE** are new for 2023.



444 SERIES

- Features the Frequency Sensing Technology (FST) which allows the shocks to sense the frequency of a bump and automatically adjust damping for superior ride quality
- Deflective disc valving
- Adjust spring pre-load by hand, no special tool needed
- Includes a progressive-rate spring and is high-pressure gas charged for consistent performance
- Standard or heavy-duty spring rate with a black or chrome finish
- Sold in pairs

NOTE: A shock which is slightly longer than stock may alter the head angle slightly and provide somewhat quicker steering.

NOTE: A shock which is slightly shorter than stock may slightly alter the head angle and provide somewhat slower steering.

FOR 15-21 SCOUT, SCOUT SIXTY, SCOUT BOBBER

DESCRIPTION	279 MM (11")	292 MM (11,5")	305 MM (12")
STANDARD			
Chrome	-	1310-1584	-
Black	1310-1576	1310-1578	1310-1580



1310-1576

1310-1587

NOTE: Heavy-Duty Applications are recommended for bikes that are operated at or near the manufacturer's maximum load rating over 50% of the time.

NOTE: Before purchasing or attempting to install shocks that are different than the OEM length, confirm that your wheel travel can be altered without causing clearance issues such as swingarm/axle to exhaust contact as well as chain/belt guard or tire contact.

DESCRIPTION	279 MM (11")	292 MM (11,5")	305 MM (12")
HEAVY-DUTY			
Chrome	-	-	1310-1587
Black	1310-1577	-	1310-1581



See chart
for details

REAR SHOCK SPRINGS

- Progressive rear spring is designed to smoothly transfer engine power to the road while controlling your bike, ensuring more stability and will significantly reduce tire wear
- Shorter braking distance
- Better balance in the bike, more comfortable riding, even with passenger
- Easy cornering
- More grip in dry and wet weather
- More confidence, it makes you feel more comfortable and/or faster
- Overall sense of confidence in the bike
- Available in black

PART #	DESCRIPTION
1312-0886	18-21 Chieftain/Roadmaster (w/ air supported shock)
1312-0555¹	15-16 Scout



PART #	DESCRIPTION
1312-0888¹	17 Scout
1312-0889¹	18-22 Scout

¹ ABE approved.



REAR SHOCK MOUNT COVERS

- Hide the screws at the top and bottom of the rear shock absorbers
- Covers are placed on the screws and fixed using setscrews, which results in a clean and black look
- Manufactured from high-quality aluminum, CNC-milled on the most modern 5-axis machining centers



PART #	DESCRIPTION
1313-0227	For 18-22 Scout Bobber

All part numbers in **BLUE** are new for 2023.

WINDSHIELDS
& FAIRINGS

SADDLEBAGS
& LUGGAGE

SEATS &
SISSY BARS

EXHAUST

FUEL/AIR
SYSTEMS

ENGINE

TRANSMISSION,
CLUTCH LINE
& DRIVELINE

GASKETS
& SEALS

ELECTRICAL

LIGHTING
& LICENSE
PLATES

HANDLEBARS,
CONTROLS
& MIRRORS

CABLES

BRAKES &
BRAKE LINES

TANKS &
OIL FILTERS

DASHES
& GAUGES

FRAMES &
SUSPENSION

FENDERS

FOOTRESTS &
FLOORBOARDS

WHEELS
& AXLES

COVERS,
LOCKS &
GENERAL

AUDIO,
COMMUNICATION
& MOUNTS

- WINDSHIELDS
& FAIRINGS
- SADDLEBAGS
& LUGGAGE
- SEATS &
SISSY BARS
- EXHAUST
- FUEL/AIR
SYSTEMS
- ENGINE
- TRANSMISSION,
CLUTCH LINE
& DRIVELINE
- GASKETS
& SEALS
- ELECTRICAL
- LIGHTING
& LICENSE
PLATES
- HANDLEBARS,
CONTROLS
& MIRRORS
- CABLES
- BRAKES &
BRAKE LINES
- TANKS &
OIL FILTERS
- DASHES
& GAUGES
- FRAMES &
SUSPENSION
- FENDERS
- FOOTRESTS &
FLOORBOARDS
- WHEELS
& AXLES
- COVERS,
LOCKS &
GENERAL
- AUDIO,
COMMUNICATION
& MOUNTS



TIRE HUGGER SERIES FRONT FENDERS

- Hug your 16-19" or 21" wheels
- Stamped from 14-gauge steel for torsional rigidity and strength
- Pre-drilled and E-coated for factory precision
- Fender comes with mounting hardware and chrome spacers
- Add style and show off those rims

FOR 20-22 CHALLENGER					
PART #	DESCRIPTION	PART #	DESCRIPTION	PART #	DESCRIPTION
16"/17"/18"/19" FRONT WHEEL		16"/17"/18"/19" FRONT WHEEL (CONT)		16"/17"/18"/19" FRONT WHEEL (CONT)	
1402-0415	Slicer	1402-0416	Wrapper	1402-0417	Hugger

FOR 14-20 CLASSIC VINTAGE, 15-22 DARK HORSE, 16-20 SPRINGFIELD, 14-22 CHIEFTAIN, 15-22 ROADMASTER			
PART #	DESCRIPTION	PART #	DESCRIPTION
16"/17"/18"/19" FRONT WHEEL		21" FRONT WHEEL	
1402-0389	Wrapper	1402-0388	Wrapper
1402-0391	Slicer	1402-0390	Slicer



FRONT FENDERS

- All fenders come predrilled and E-coated and are stamped, not spun, for the ultimate smooth, long-lasting fender
- Steel fenders are thick enough to add rigidity to the front end by acting like a fork brace, but can still be cut or shaped enough for an even more Kustom appearance
- 16", 17", 18" and 19" fenders for Indian Scout models
- Benchmark is a more slammed, lower profile look
- Outrider is a tire-hugging style
- All are direct bolt-on replacement front fenders that use stock mounting hardware

FOR 15-22 SCOUT MODELS			
PART #	DESCRIPTION	PART #	DESCRIPTION
16"/17"/18"/19" FRONT WHEEL		16"/17"/18"/19" FRONT WHEEL (CONT)	
1402-0362	Klassik	1402-0364	Benchmark
1402-0363	Outrider		

All part numbers in **BLUE** are new for 2023.




1402-0382



FRONT FENDERS

- Fender comes pre-drilled and E-coated and is stamped, not spun, for the ultimate smooth, long-lasting fender
- Steel fender is thick enough to add rigidity to the front end by acting as a fork brace
- Can still be cut or shaped enough for an even more Kustom appearance; you decide



1402-0383

- Direct bolt-on replacement front fender that uses stock mounting hardware
- Gives the Klassic full-fender look that still shows off the wheel

PART #	DESCRIPTION
FOR 14-20 CLASSIC VINTAGE, 15-21 DARK HORSE, 16-20 SPRINGFIELD, 14-21 CHIEFTAIN, 15-21 ROADMASTER	
1402-0382	16"/17"/18"/19"

PART #	DESCRIPTION
FOR 14-20 CLASSIC VINTAGE, 15-21 DARK HORSE, 16-20 SPRINGFIELD, 14-21 CHIEFTAIN, 15-21 ROADMASTER (CONT)	
1402-0383	21"



OUTRIDER REAR FENDER

- Direct bolt-on replacement fender offers an instant bobber style, using stock mounting locations and hardware
- Complete with bolt-in taillight/license plate mount (included)
- Stamped from 14-gauge steel using precision, deep-draw stamping technology that ensures a consistently smooth and flawless finish that minimizes bodywork
- 13-step E-coated process prevents rust and corrosion, from manufacture to paint booth and beyond, as it continues to resist rust after paint



- Precision, laser-cut technology ensures accurate fitment
- Works with stock 150/80-16 rear and up to a 180 rear tire

PART #	DESCRIPTION
1402-0365	For 15-21 Scout models

All part numbers in **BLUE** are new for 2023.

WINDSHIELDS
& FAIRINGSSADDLEBAGS
& LUGGAGESEATS &
SISSY BARS

EXHAUST

FUEL/AIR
SYSTEMS

ENGINE

TRANSMISSION,
CLUTCH LINE
& DRIVELINEGASKETS
& SEALS

ELECTRICAL

LIGHTING
& LICENSE
PLATESHANDLEBARS,
CONTROLS
& MIRRORS

CABLES

BRAKES &
BRAKE LINESTANKS &
OIL FILTERSDASHES
& GAUGESFRAMES &
SUSPENSION

FENDERS

FOOTRESTS &
FLOORBOARDSWHEELS
& AXLESCOVERS,
LOCKS &
GENERALAUDIO,
COMMUNICATION
& MOUNTS

- WINDSHIELDS
& FAIRINGS
- SADDLEBAGS
& LUGGAGE
- SEATS &
SISSY BARS
- EXHAUST
- FUEL/AIR
SYSTEMS
- ENGINE
- TRANSMISSION,
CLUTCH LINE
& DRIVELINE
- GASKETS
& SEALS
- ELECTRICAL
- LIGHTING
& LICENSE
PLATES
- HANDLEBARS,
CONTROLS
& MIRRORS
- CABLES
- BRAKES &
BRAKE LINES
- TANKS &
OIL FILTERS
- DASHES
& GAUGES
- FRAMES &
SUSPENSION
- FENDERS
- FOOTRESTS &
FLOORBOARDS
- WHEELS
& AXLES
- COVERS,
LOCKS &
GENERAL
- AUDIO,
COMMUNICATION
& MOUNTS



NUMBER PLATE KIT

- Personalize, identify, and get that hot competition look for an Indian Scout with aluminum number plates
- Easy to install because they are pre-drilled to use the stock rear fender mounting locations
- Precision-cut from heavy-gauge aluminum

- The hardware is included
- Sold in pairs

PART #	DESCRIPTION
1405-0218	For 15-22 Scout/Scout Sixty



1402-0424



OLD SCHOOL FRONT FENDERS

- Shorter, narrower and clears the view of the front wheel to provide a clean and cool look
- A 100% custom-fit ABS plastic part
- The brackets required for attachment are included in the scope of delivery, providing 100% fitting accuracy with no adjustment work necessary
- All bores and millings are milled on the most modern 5-axis CNC-machining centers, so that the fender only has to be exchanged for the original
- Available in gloss black or ready for painting



1402-0425

PART #	DESCRIPTION
FOR 15-22 SCOUT	
1402-0424	Gloss black
1402-0425	Paintable



PRO SHORT FAT FRONT FENDER KIT

- Fat front fender kit in short length "Pro Short" style
- Front fender kits allow 180 mm 18" x 5,5" wide front wheel/tire setups to be installed on Indian Touring Chieftain, Roadmaster and Springfield models
- Features a direct bolt-on design with specially notched sides to fit a 180 mm wide front tire inside the factory fork legs without any custom fabrication
- Made from premium quality steel for strength and durability

NOTE: Will fit with fabrication on 14-18 Chieftain models with early style fairing and 18" front wheel. Bottom of the fairing needs to be slightly trimmed for clearance.

PART #	DESCRIPTION
1401-0729	For 19-22 Chieftain/Roadmaster/Springfield w/ new redesigned style fairing and 19" wheels



All part numbers in **BLUE** are new for 2023.



1401-0811



1401-0812

FRONT FENDERS FOR 130/90B16 WHEELS

- Made from sturdy 2-2,5 mm steel
- 3D laser-cut for precise design
- Available with or without cutout
- Raw finish for easy customization
- Mounting holes for quick installation

PART #	DESCRIPTION
FOR SCOUT MODELS	
1401-0811	W/ cutout

PART #	DESCRIPTION
FOR SCOUT MODELS (CONT)	
1401-0812	W/o cutout



1402-0419



1402-0418

REAR FENDERS

- Self-supporting rear fender made from 2-2,5 mm steel
- Includes 6-10 mm fender struts
- Raw finish for easy customization
- Easy installation

PART #	SIZE	STYLE
FOR SCOUT MODELS		
1402-0419	For 150 tires (170 mm W)	Bobber
1402-0418	For 200 tires (220 mm W)	Bobber

PART #	SIZE	STYLE
FOR SCOUT MODELS (CONT)		
1402-0421	For 200 tires (230 mm W)	Fender
1402-0420	For 200 tires (230 mm W)	Fender



1402-0422



1402-0423

REAR BOBBER FENDER KITS

- Self-supporting rear fender with all screws and hardware needed for installation
- Made from sturdy 2-2,5 mm steel
- Raw finish for easy customization

PART #	SIZE
FOR 15-18 SCOUT MODELS	
1402-0422	For 150 tires (170 mm W)

PART #	SIZE
FOR 15-18 SCOUT MODELS (CONT)	
1402-0423	For 200 tires (220 mm W)

All part numbers in **BLUE** are new for 2023.

WINDSHIELDS
& FAIRINGSSADDLEBAGS
& LUGGAGESEATS &
SISSY BARS

EXHAUST

FUEL/AIR
SYSTEMS

ENGINE

TRANSMISSION,
CLUTCH LINE
& DRIVELINEGASKETS
& SEALS

ELECTRICAL

LIGHTING
& LICENSE
PLATESHANDLEBARS,
CONTROLS
& MIRRORS

CABLES

BRAKES &
BRAKE LINESTANKS &
OIL FILTERSDASHES
& GAUGESFRAMES &
SUSPENSION

FENDERS

FOOTRESTS &
FLOORBOARDSWHEELS
& AXLESCOVERS,
LOCKS &
GENERALAUDIO,
COMMUNICATION
& MOUNTS

- WINDSHIELDS
& FAIRINGS
- SADDLEBAGS
& LUGGAGE
- SEATS &
SISSY BARS
- EXHAUST
- FUEL/AIR
SYSTEMS
- ENGINE
- TRANSMISSION,
CLUTCH LINE
& DRIVELINE
- GASKETS
& SEALS
- ELECTRICAL
- LIGHTING
& LICENSE
PLATES
- HANDLEBARS,
CONTROLS
& MIRRORS
- CABLES
- BRAKES &
BRAKE LINES
- TANKS &
OIL FILTERS
- DASHES
& GAUGES
- FRAMES &
SUSPENSION
- FENDERS
- FOOTRESTS &
FLOORBOARDS
- WHEELS
& AXLES
- COVERS,
LOCKS &
GENERAL
- AUDIO,
COMMUNICATION
& MOUNTS



RCT10GT REARSET

- CNC-machined for reduced weight
- Adjustable footpeg positioning for comfort or sport riding
- Adjustable toe pieces on brake and gear lever
- Includes carbon heel guards and fixed footpegs
- Standard or GP shifting possible
- Hard anodized black/silver finish



PART #	DESCRIPTION
1623-0533	For 19-22 FTR 1200/S



1621-0880



1621-1034



DRIVER FLOORBOARDS

- Machined from 6061-T6 billet aluminum
- Extended Drilled Instigator front floorboards are extended 64 mm (2 1/2") in the front and rear and are 19 mm (3/4") wider than stock floorboards
- Extended Drilled Teardrop front floorboards are extended 54 mm (2 1/8") in front
- Extended Drilled Vintage front floorboards are extended 64 mm (2 1/2") in front and 19 mm (3/4") wider and 25 mm (1") longer in the rear
- Drilled Original and Drilled Vintage front floorboards are 44 mm (1 3/4") shorter in front and 13 mm (1/2") wider
- Feature multi-directional slip-resistant black pyramid-top rubber inserts
- Available in black or Night Series (black anodized and then machined again, yielding a contrast of black anodized and raw aluminum finish)
- Sold in pairs



1621-0882

FOR 14-22 CHIEFTAIN, ROADMASTER, CHIEF CLASSIC, CHIEF VINTAGE			
PART #	DESCRIPTION	PART #	DESCRIPTION
EXTENDED DRILLED INSTIGATOR		EXTENDED DRILLED TEARDROP (CONT)	
1621-0880	Knurled Heel, Black	1621-0882	Rubber Heel, Black
1621-0886	Rubber Heel, Black	EXTENDED DRILLED VINTAGE	
1621-1034	Black	1621-0888	Rubber Heel, Black
DRILLED ORIGINAL		DRILLED VINTAGE	
1621-0876	Knurled Heel, Black	1621-0874	Knurled Heel, Black
EXTENDED DRILLED TEARDROP			
1621-0878	Knurled Heel, Black		

All part numbers in **BLUE** are new for 2023.

KURYAKYN



1621-0904



1621-0905

PHANTOM DRIVER FLOORBOARDS

- Constructed from A380 aluminum
- Durable EPDM rubber will not harden, crack or wear over time
- Sharp lines and a sculpted angular design keeps function intact by providing plenty of foot room

- Direct replacements for all Indian Chief, Chieftain, Roadmaster and Springfield driver floorboards
- Available in chrome or gloss black
- Sold in pairs

PART #	DESCRIPTION
FOR 14-21 INDIAN MODELS (EXCEPT SCOUT)	
1621-0904	Chrome

PART #	DESCRIPTION
FOR 14-21 INDIAN MODELS (EXCEPT SCOUT) (CONT)	
1621-0905	Gloss black



1621-0088



1621-0144

ISO® DRIVER AND PASSENGER FLOORBOARDS WITH SPLINED ADAPTER MOUNTS

- Kits include our chromed ISO®-Boards with full-length rubber inserts and a cast bracket to connect with Kuryakyn's splined adapter mounts (sold separately)
- Floorboards measure approximately 23 cm long (9 1/8")

- Passenger peg-only bracket positions the floorboards 25 mm (1") higher than the stock footpeg height
- Sold in pairs

NOTE: Require Kuryakyn bike-specific splined adapters for installation (sold separately; see page 204).

PART #	DESCRIPTION
1621-0088	Driver floorboards

PART #	DESCRIPTION
1621-0144	Passenger floorboards

SPEAR DRIVER AND PASSENGER FLOORBOARD INSERTS

- Have a slightly larger profile than the stock inserts
- Use 6 mm (1/4") spacers for improved foot positioning and better comfort
- Proprietary EPDM premium rubber compound for less vibration through the boards and better long-ride comfort
- Driver floorboards measure 40 cm L x 14,5 cm W (15,5" x 5,75") (at widest point)
- Sold in pairs



1621-0742



1621-0763

PART #	DESCRIPTION
DRIVER FLOORBOARD INSERTS FOR ALL 14-21 INDIAN MODELS (EXCEPT SCOUT MODELS)	
1621-0742	Chrome
1621-0763	Satin black

PART #	DESCRIPTION
PASSENGER FLOORBOARD INSERTS FOR 15-21 ROADMASTER, SPRINGFIELD (EXCEPT ROADMASTER ELITE)	
1621-0765	Chrome

All part numbers in **BLUE** are new for 2023.

WINDSHIELDS
& FAIRINGS

SADDLEBAGS
& LUGGAGE

SEATS &
SISSY BARS

EXHAUST

FUEL/AIR
SYSTEMS

ENGINE

TRANSMISSION,
CLUTCH LINE
& DRIVELINE

GASKETS
& SEALS

ELECTRICAL

LIGHTING
& LICENSE
PLATES

HANDLEBARS,
CONTROLS
& MIRRORS

CABLES

BRAKES &
BRAKE LINES

TANKS &
OIL FILTERS

DASHES
& GAUGES

FRAMES &
SUSPENSION

FENDERS

FOOTRESTS &
FLOORBOARDS

WHEELS
& AXLES

COVERS,
LOCKS &
GENERAL

AUDIO,
COMMUNICATION
& MOUNTS

KURYAKYN



RIOT MINI FLOORBOARDS

- Rugged, MX-style mini floorboards made from durable cast aluminum
- Serrated, toothed top surface for no-slip secure footing
- Tapered bottom design provides excellent cornering clearance
- Measure 14 cm L x 95 mm W x 38 mm H (5 1/2" x 3 3/4" x 1 1/2")
- Sold in pairs

NOTE: Require Kuryakyn bike-specific splined adapters for installation (sold separately; see page 204).

PART #	DESCRIPTION
1621-0803	Riot mini floorboards



RIOT-X MINI FLOORBOARDS

- Made from quality aluminum with textured satin black and machined (top) finish
- Three adapter mounting locations with full angle adjustability offer tailored comfort
- Include removable/optional padded EPDM rubber inserts to dampen vibration and provide a cushioned feel (can be used with or without inserts)
- Machined top surface with aggressive serrated tooth design offers outstanding grip and extra "bite"
- Measure 5 1/2" L x 3 3/4" W
- Sold in pairs

NOTE: Require Kuryakyn bike-specific splined adapters for installation (sold separately; see page 204).



PART #	DESCRIPTION
1621-1030	Riot-X mini floorboards



1621-0897

PHANTOM MINI BOARDS

- Feature a pass-through design with sharp, sculpted lines, along with a much larger area to rest your foot compared to standard footpegs
- Constructed from quality A380 aluminum
- Durable EPDM rubber inserts offer traction and long-haul vibration dampening comfort
- Sold in pairs

NOTE: Require Kuryakyn bike-specific splined adapters for installation (sold separately, see page 204).



1621-0898

PART #	DESCRIPTION	PART #	DESCRIPTION
1621-0897	Chrome	1621-0898	Gloss black

SPEAR MINI BOARDS

- Combine the comfort and convenience of a floorboard in a small, convenient package
- Sturdy die-cast aluminum construction
- Proprietary EPDM premium rubber compound inserts reduce vibration
- Satin black finish
- Sold in pairs

NOTE: Require Kuryakyn bike-specific splined adapters for installation (sold separately; see page 204).



PART #	DESCRIPTION
1621-0764	Spear mini floorboards

All part numbers in **BLUE** are new for 2023.



MINI SERRATED DRIVER FLOORBOARDS

- CNC-machined from 6061 billet aluminum
- Strong yet lightweight two-piece construction
- Serrated for exceptional grip
- 360° footpeg adjustment
- Pitch adjustment screw for a level riding position
- Black anodized finish
- Dimensions: 12,7 cm L x 76 mm W x 1,7 mm T (5" x 3" x 0,0675")
- Easy installation



PART #	DESCRIPTION
1621-0806	For 15-22 Scout

KURYAKYN

PASSENGER BOARD MOUNTS

- Accepts the stock Indian passenger boards, or any aftermarket passenger boards designed to fit the stock mount
- Relocates passenger board location to a more comfortable, ergonomically friendly position
- Durable aluminum construction with gloss black finish that blends in with its surroundings
- Allows installation of Kuryakyn Adjustable Passenger Pegs on Indian Roadmaster and Springfield models; also compatible with Chief, Chieftain and Challenger models to convert passenger peg mounts to passenger board mounts



PART #	DESCRIPTION
1621-1027	For 15-21 Roadmaster and Springfield models



FLOORBOARD MOUNTING KIT

- Replaces the stock forward control pegs with a more comfortable option
- Allows the rider to adjust their feet for comfort and preferred riding position
- Uses the stock mounting locations and is easy to install
- Utilizes OEM Indian floorboards



PART #	DESCRIPTION
1621-0734	For 15-22 Scout/Scout Sixty



DRIVER FLOORBOARD SPREADERS

- Manufactured from billet aluminum with black finish
- Floorboard spreaders 31,8 mm (1 1/4") black
- Easy installation
- Kit includes necessary hardware for easy installation
- Sold in pairs



PART #	DESCRIPTION
1621-0906	For 14-21 Chief/Chieftain/Roadmaster/Springfield models ¹

¹ Roadmaster models will work w/ some trimming on front fairing.

All part numbers in **BLUE** are new for 2023.

WINDSHIELDS
& FAIRINGS

SADDLEBAGS
& LUGGAGE

SEATS &
SISSY BARS

EXHAUST

FUEL/AIR
SYSTEMS

ENGINE

TRANSMISSION,
CLUTCH LINE
& DRIVELINE

GASKETS
& SEALS

ELECTRICAL

LIGHTING
& LICENSE
PLATES

HANDLEBARS,
CONTROLS
& MIRRORS

CABLES

BRAKES &
BRAKE LINES

TANKS &
OIL FILTERS

DASHES
& GAUGES

FRAMES &
SUSPENSION

FENDERS

FOOTRESTS &
FLOORBOARDS

WHEELS
& AXLES

COVERS,
LOCKS &
GENERAL

AUDIO,
COMMUNICATION
& MOUNTS

WINDSHIELDS
& FAIRINGS

SADDLEBAGS
& LUGGAGE

SEATS &
SISSY BARS

EXHAUST

FUEL/AIR
SYSTEMS

ENGINE

TRANSMISSION,
CLUTCH LINE
& DRIVELINE

GASKETS
& SEALS

ELECTRICAL

LIGHTING
& LICENSE
PLATES

HANDLEBARS,
CONTROLS
& MIRRORS

CABLES

BRAKES &
BRAKE LINES

TANKS &
OIL FILTERS

DASHES
& GAUGES

FRAMES &
SUSPENSION

FENDERS

FOOTRESTS &
FLOORBOARDS

WHEELS
& AXLES

COVERS,
LOCKS &
GENERAL

AUDIO,
COMMUNICATION
& MOUNTS

KURYAKYN



MID CONTROLS

- Moves the foot controls approximately 15" back and 1" higher than the stock position
- Combination frame- and engine-mount kit with full steel construction for strength and durability
- Relocates factory peg mounts, rear brake master cylinder, brake lever and shift lever
- Includes shift linkage, and pivoting MX-styled knurled short pegs for greater ground clearance
- Includes all necessary hardware and components for installation

PART #	DESCRIPTION
1623-0497	For 15-21 Scout models



1602-1129

HEEL SHIFT LEVERS

- Feature an ergonomic design that extends past the rear of the floorboard for effortless shifting
- Accepts Kuryakyn Spear, Kinetic and ISO shift pegs, or any Indian OEM shift peg (all sold separately)
- Easy bolt-on install to the factory toe shift location with included hardware and spacer



1602-1130

- Does not include shift peg
- Durable aluminum construction available in chrome or gloss black finish

PART #	DESCRIPTION	PART #	DESCRIPTION
FOR 14-21 INDIAN MODELS (EXCEPT SCOUT, CHALLENGER AND FTR)		FOR 14-21 INDIAN MODELS (EXCEPT SCOUT, CHALLENGER AND FTR) (CONT)	
1602-1129	Chrome	1602-1130	Gloss black



1611-0090



1611-0088

PHANTOM BRAKE PEDAL PADS

- Modern, aggressive design features sharp angular lines
- Constructed from quality A380 aluminum
- Durable EPDM rubber pad offers traction and will not harden, crack or wear over time
- Direct replacement for stock brake pedal pads on Indian Chief, Chieftain, Roadmaster and Springfield models



SATIN BLACK SPEAR BRAKE PEDAL

- Quality die-cast aluminum construction with a form-fitted proprietary EPDM premium rubber compound
- Quick installation using the stock hardware
- Measures 11,5 cm W x 76 mm T (4,5" x 3")

PART #	DESCRIPTION	PART #	DESCRIPTION
FOR 14-21 INDIAN MODELS (EXCEPT 18-21 CHIEFTAIN, 20-21 CHIEFTAIN LIMITED/ELITE, 19-21 CHIEFTAIN DARK HORSE, 20-21 ROADMASTER DARK HORSE, 20-21 SPRINGFIELD DARK HORSE, 20-21 CHALLENGER, 15-21 SCOUT, FTR AND CHALLENGER MODELS)		1610-0503	For 14-21 Indian models (except 20-21 Chieftain, 19-21 Chieftain Dark Horse, 20-21 Chieftain Elite, 20-21 Springfield Dark Horse, 20-21 Roadmaster Dark Horse, Scout, FTR and Challenger models)
1611-0090	Chrome		
1611-0088	Gloss black		



1603-0329



1603-0330

HEAVY INDUSTRY
SHIFT AND BRAKE PEG

- Direct replacement for stock with rugged style and durable construction
- Cast from quality aluminum with premium EPDM rubber
- Coordinated style with the complete line of Kuryakyn Heavy Industry accessories
- Available in chrome or satin black

PART #	DESCRIPTION
FOR 20-21 CHALLENGER, 14-21 CHIEF CLASSIC/VINTAGE, CHIEFTAIN, ROADMASTER, DARK HORSE (SHIFT PEG ONLY) AND 15-21 SCOUT (SHIFT AND BRAKE PEG)	
1603-0329	Chrome
1603-0330	Satin black

All part numbers in **BLUE** are new for 2023.

Joker

MACHINE

ADJUSTABLE SERRATED FOOTPEGS

- Fully CNC-machined from solid 6061-T6 bar
- Super strong, yet lightweight two-piece construction
- Wider foot surface for a comfortable ride
- Serrated surface provides a good bite to the bottom of your shoe
- Full 360° footpeg rotation makes these footpegs perfect for any application
- Pitch adjustment screw always keeps them in a good riding position

PART # DESCRIPTION

FOR 15-22 SCOUT MODELS (FRONT)

1620-1709 Long 11,5 cm long x 64 mm wide x 25 mm thick
(4 1/2" x 2 1/2" x 1")



1620-1713



- Available with our hard black anodized finish
- Available in many different shapes and sizes

PART # DESCRIPTION

FOR 15-22 SCOUT MODELS (FRONT) (CONT)

1620-1713 Narrow: 4,1 cm long x 38 mm wide x 21 mm thick
(4 3/16" x 1 1/2" x 13/16")

Joker

MACHINE

ROAD RACING FOOTPEGS

- Footrests feature an intricately CNC-machined tread pattern in the top surface for optimal footing
- Much lighter than stock and have an angled design for better road clearance when cornering
- Machined from solid blocks of 6061-T6 billet aluminum
- Full 360° footpeg rotation makes these footpegs perfect for any application
- Footpegs have Joker's exclusive pitch adjustment screw to maintain the proper upward angle of the peg
- Dimensions 83 mm L x 32 mm W (3 1/4" x 1 1/4")
- Available in hard black anodized finish

PART #

1620-1719

DESCRIPTION

For 15-22 Scout models (front)



CULT-WERK

RACING FOOTPEGS

- Milled from aluminum part and then powdercoated in glossy black
- In addition, an elaborately designed elastic with Cult-Werk lettering was produced to ensure a perfect hold and to round off the set
- Attach to the motorcycle just like the original parts

PART #

1620-2400

DESCRIPTION

For 18-22 Scout models



KURYAKYN

RIOT FOOTPEGS

- Industrial MX-style pegs
- Durable cast-aluminum construction
- Serrated, toothed footpeg top surface provides non-slip traction during aggressive riding
- Measure 11,5 cm L x 42 mm W x 33 mm thick (4,6" x 1,64" x 1,29")
- Sold in pairs

NOTE: Require Kuryakyn model-specific adapters (sold separately, see page 204).

PART #

1620-1706

DESCRIPTION

Riot footpegs



KURYAKYN

RIOT SHIFT/BRAKE PEGS

- Industrial MX-style pegs
- Durable cast-aluminum construction
- Serrated, toothed footpeg top surface provides non-slip traction during aggressive riding
- Measure 64 mm L x 32 mm W (2 1/2" x 1 1/4")
- Do not include mounting hardware
- Sold each

PART #

1603-0322

DESCRIPTION

For 20-21 Challenger, 14-21 Chief Classic/Vintage, Chieftain, Roadmaster, Dark Horse (shift peg only) and 15-21 Scout (shift and brake peg)



WINDSHIELDS
& FAIRINGS

SADDLEBAGS
& LUGGAGE

SEATS &
SISSY BARS

EXHAUST

FUEL/AIR
SYSTEMS

ENGINE

TRANSMISSION,
CLUTCH LINE
& DRIVELINE

GASKETS
& SEALS

ELECTRICAL

LIGHTING
& LICENSE
PLATES

HANDLEBARS,
CONTROLS
& MIRRORS

CABLES

BRAKES &
BRAKE LINES

TANKS &
OIL FILTERS

DASHES
& GAUGES

FRAMES &
SUSPENSION

FENDERS

FOOTRESTS &
FLOORBOARDS

WHEELS
& AXLES

COVERS,
LOCKS &
GENERAL

AUDIO,
COMMUNICATION
& MOUNTS

All part numbers in **BLUE** are new for 2023.

WINDSHIELDS
& FAIRINGS

SADDLEBAGS
& LUGGAGE

SEATS &
SISSY BARS

EXHAUST

FUEL/AIR
SYSTEMS

ENGINE

TRANSMISSION,
CLUTCH LINE
& DRIVELINE

GASKETS
& SEALS

ELECTRICAL

LIGHTING
& LICENSE
PLATES

HANDLEBARS,
CONTROLS
& MIRRORS

CABLES

BRAKES &
BRAKE LINES

TANKS &
OIL FILTERS

DASHES
& GAUGES

FRAMES &
SUSPENSION

FENDERS

FOOTRESTS &
FLOORBOARDS

WHEELS
& AXLES

COVERS,
LOCKS &
GENERAL

AUDIO,
COMMUNICATION
& MOUNTS

KURYAKYN



ISO®-PEGS

- Give you a custom look and dampen vibration
- Hollow-core neoprene inserts are long-lasting
- Small peg measures 32 mm in diameter x 11,5 cm long (1¹/₄" x 4⁵/₈")
- Large peg measures 38 mm in diameter x 12,5 cm long (1¹/₂" x 4⁷/₈")
- Dually peg measures 64 mm wide x 12,5 cm long (2¹/₂" x 5")
- Sold in pairs

NOTE: Require the use of Kuryakyn tapered footpeg adapters; see page 204.

PART #	DESCRIPTION
1620-0158	Large ISO®-Pegs w/o adapters
1620-0157	Small ISO®-Pegs w/o adapters



PART #	DESCRIPTION
1620-0159	Dually ISO®-Pegs w/o adapters



TRIDENT ISO®-PEGS

- An updated design of the original ISO®-Pegs
- Look great with stock or custom footrests
- All styles sold in pairs

NOTE: Require the use of Kuryakyn tapered footpeg adapters; see page 204.

PART #	DESCRIPTION
CHROME	
1620-0925	Dually Trident pegs (11,5 cm x 32 mm (4 ¹ / ₂ " x 1 ¹ / ₄ ") w/o adapters

PART #	DESCRIPTION
GLOSS BLACK	
1620-1082	Small Trident pegs w/o adapters
1620-1084	Dually Trident pegs w/o adapters

SWINGWING PEGS

- A convenient alternative to forward controls
- Our clever cruise pegs feature a fold-forward design
- Secondary fold-out peg extends 76 mm (3") forward and locks into place for added legroom and comfort
- Sold in pairs

NOTE: Require the use of Kuryakyn splined footpeg adapters; see page 204.



PART #	DESCRIPTION
1620-0423	SwingWing pegs w/o adapters



DILLINGER FOOTPEGS

- Multi-piece construction with contrasting finishes and a unique pass-through design for an aggressive look and feel
- Cast from high-quality aluminum with steel splined adapters
- Multi-piece housing blends textured and smooth surface finishes for a killer look
- Raised features on the top surface provide traction

PART #	DESCRIPTION
SILVER	
1620-1875	Footpegs w/ male-mount ends
1620-1873	Footpegs w/o male-mount ends

- Splined adapters allow precise peg angle adjustability to dial in preferred placement
- Available in silver or satin black finish
- Sold in pairs

NOTE: Require the use of Kuryakyn splined footpeg adapters; see page 204.

PART #	DESCRIPTION
SATIN BLACK	
1620-1876	Footpegs w/ male-mount ends
1620-1874	Footpegs w/o male-mount ends

All part numbers in **BLUE** are new for 2023.

KURYAKYN



1620-1867

1620-1868

PHANTOM FOOTPEGS

- Constructed from quality A380 aluminum
- Durable EPDM rubber pads provide traction, vibration dampening, and will not harden, crack or wear over time
- Peg angle adjustability to dial in your preferred placement

- Available in chrome or gloss black
- Sold in pairs

NOTE: Require the use of Kuryakyn splined footpeg adapters, see page 204.

PART #	DESCRIPTION
1620-1867	Chrome

PART #	DESCRIPTION
1620-1868	Gloss black

PHANTOM SHIFT/BRAKE PEGS

- Constructed from A380 aluminum
- Durable EPDM rubber provides traction and will not harden, crack or wear over time
- Direct replacement for the stock shift peg on all Indian models, and also replaces the brake peg on Indian Scout models
- Available in chrome or gloss black



1603-0358



1603-0354

PART #	DESCRIPTION
FOR 20-21 CHALLENGER, 14-21 CHIEF CLASSIC/VINTAGE, CHIEFTAIN, ROADMASTER, DARK HORSE (SHIFT PEG ONLY) AND 15-21 SCOUT (SHIFT AND BRAKE PEG)	
1603-0358	Chrome

PART #	DESCRIPTION
FOR 20-21 CHALLENGER, 14-21 CHIEF CLASSIC/VINTAGE, CHIEFTAIN, ROADMASTER, DARK HORSE (SHIFT PEG ONLY) AND 15-21 SCOUT (SHIFT AND BRAKE PEG) (CONT)	
1603-0354	Gloss black



1620-1869

1620-1870

HEX FOOTPEGS

- Hex Pegs are a perfect blend of form and function
- Heavy-duty aluminum housings showcase an angular design with smooth beveled edges that provide depth
- Premium EPDM rubber inserts feature the same geometric pattern to deliver traction, style, and vibration-dampening comfort
- A380 aluminum housings

- Durable EPDM rubber inserts will not harden, crack or wear over time
- Styled to match the complete line of Kuryakyn Hex accessories
- Splined adapters allow precise peg angle adjustability to dial in preferred placement
- Chrome or satin black finishes

PART #	DESCRIPTION
W/ MALE-MOUNT ADAPTERS	
1620-1869	Chrome
1620-1870	Satin black

PART #	DESCRIPTION
W/O MALE-MOUNT ADAPTERS	
1620-1871	Chrome

HEX SHIFT PEGS

- Hex Pegs are a perfect blend of form and function
- Heavy-duty aluminum housings showcase an angular design with smooth beveled edges that provide depth
- Premium EPDM rubber inserts feature the same geometric pattern to deliver traction, style, and vibration-dampening comfort
- A380 aluminum housings
- Durable EPDM rubber inserts will not harden, crack or wear over time
- Styled to match the complete line of Kuryakyn Hex accessories



1603-0346

1603-0347

PART #	DESCRIPTION
FOR 20-21 CHALLENGER, 14-21 CHIEF CLASSIC/VINTAGE, CHIEFTAIN, ROADMASTER, DARK HORSE (SHIFT PEG ONLY) AND 15-21 SCOUT (SHIFT AND BRAKE PEG)	
1603-0346	Chrome

PART #	DESCRIPTION
FOR 20-21 CHALLENGER, 14-21 CHIEF CLASSIC/VINTAGE, CHIEFTAIN, ROADMASTER, DARK HORSE (SHIFT PEG ONLY) AND 15-21 SCOUT (SHIFT AND BRAKE PEG) (CONT)	
1603-0347	Satin black

All part numbers in **BLUE** are new for 2023.

- WINDSHIELDS
& FAIRINGS
- SADDLEBAGS
& LUGGAGE
- SEATS &
SISSY BARS
- EXHAUST
- FUEL/AIR
SYSTEMS
- ENGINE
- TRANSMISSION,
CLUTCH LINE
& DRIVELINE
- GASKETS
& SEALS
- ELECTRICAL
- LIGHTING
& LICENSE
PLATES
- HANDLEBARS,
CONTROLS
& MIRRORS
- CABLES
- BRAKES &
BRAKE LINES
- TANKS &
OIL FILTERS
- DASHES
& GAUGES
- FRAMES &
SUSPENSION
- FENDERS
- FOOTRESTS &
FLOORBOARDS
- WHEELS
& AXLES
- COVERS,
LOCKS &
GENERAL
- AUDIO,
COMMUNICATION
& MOUNTS

KURYAKYN



1620-1786

THRESHER FOOTPEGS

- Sleek and subtly aggressive with a unique shark tooth-inspired knurled rubber surface that delivers sharp style, excellent grip, and all-day vibration-dampening comfort
- Streamlined aluminum housings combined with soft EPDM rubber and sturdy steel adapters
- Available with or without adapters for a wide range of fitment using model-specific splined adapters (sold separately)
- Chrome or satin black finish
- Sold in pairs

PART #	DESCRIPTION
W/ MALE-MOUNT ADAPTERS	
1620-1786	Chrome
1620-1787	Satin black



1620-1787

PART #	DESCRIPTION
W/O MALE-MOUNT ADAPTERS	
1620-1788	Chrome

THRESHER SHIFT AND BRAKE PEGS

- Streamlined aluminum housings wrapped in soft EPDM rubber
- Knurled rubber features a shark tooth-inspired design and offers ideal traction
- Available in chrome or satin black trim

PART #	DESCRIPTION
FOR 20-21 CHALLENGER, 14-21 CHIEF CLASSIC/VINTAGE, CHIEFTAIN, ROADMASTER, DARK HORSE (SHIFT PEG ONLY) AND 15-21 SCOUT (SHIFT AND BRAKE PEG)	
1603-0340	Chrome



1603-0340

1603-0341

PART #	DESCRIPTION
FOR 20-21 CHALLENGER, 14-21 CHIEF CLASSIC/VINTAGE, CHIEFTAIN, ROADMASTER, DARK HORSE (SHIFT PEG ONLY) AND 15-21 SCOUT (SHIFT AND BRAKE PEG) (CONT)	
1603-0341	Satin black

TOE REST CRUISE PEGS

- Minimalist toe rest mounts attach directly to engine guard to allow heel to sit on floorboard with front of foot resting just behind engine guard
- Fit stock 32 mm (1 1/4") round engine guards
- Sold in pairs



PART #	DESCRIPTION
1620-0309	Toe rest cruise pegs



ENGINE GUARD TOE RESTS

- Discreet toe rests that mount directly to the engine guard
- Add a secure spot for your toes while your heel sits on the floorboard, letting you stretch safely and comfortably
- Designed for an elegant profile with a rubber edge that prevents slipping
- Mount to any 32 mm (1 1/4") round engine guard
- Sold in pairs

PART #	DESCRIPTION
1620-2218	Chrome



1620-2218



1620-2219

PART #	DESCRIPTION
1620-2219	Black

All part numbers in **BLUE** are new for 2023.



1620-1960



1620-1961



1620-1962



1620-1963



1620-2000



1620-1959



1620-1958

MX FOOTPEGS

- CNC-machined from billet aluminum
- Lightweight, cut-through design with integrated rubber inserts for excellent foot traction
- Each peg features CNC-machined cuts on the top and side of the peg body for style that can be seen at every angle

PART #	DESCRIPTION
FOOTPEGS	
1620-1960	Blue anodized
1620-1961	Chrome
1620-1962	Gold anodized
1620-1963	Red anodized
1620-2000	Black anodized

- Rubber inserts offer foot traction and protect the finish of the peg (inserts are replaceable)
- Footpegs and mounts sold in pairs
- Required footpeg mounts are splined for adjustability (sold separately)

PART #	DESCRIPTION
SPLINED FOOTPEG MOUNTS	
1620-1959	For 14-22 Chieftain/Elite/Darkhorse, Chief Vintage/Classic/Darkhorse, 16-22 Springfield (passenger pegs only)
1620-1958	For 15-22 Scout/Scout Sixty, 18-22 Scout Bobber (driver or passenger pegs)



1620-1997



1620-1989

KNURLED FOOTPEGS

- Design features clean style with high-traction rubber for excellent foot grip in all riding scenarios
- Forged inner structure offers maximum strength
- CNC-machined billet end cap with laser-engraved logo
- Sold in pairs

PART #	DESCRIPTION
FOR 14-22 CHIEFTAIN/ELITE/DARKHORSE, CHIEF VINTAGE/CLASSIC/DARKHORSE, 16-22 SPRINGFIELD (PASSENGER PEGS ONLY)	
1620-1997	Chrome
1620-1989	Black
1620-1998	Brass



1620-1999

PART #	DESCRIPTION
FOR 15-22 SCOUT/SCOUT SIXTY, 18-22 SCOUT BOBBER (DRIVER OR PASSENGER PEGS)	
1620-1996	Chrome
1620-1988	Black
1620-1999	Brass

All part numbers in **BLUE** are new for 2023.

WINDSHIELDS
& FAIRINGSSADDLEBAGS
& LUGGAGESEATS &
SISSY BARS

EXHAUST

FUEL/AIR
SYSTEMS

ENGINE

TRANSMISSION,
CLUTCH LINE
& DRIVELINEGASKETS
& SEALS

ELECTRICAL

LIGHTING
& LICENSE
PLATESHANDLEBARS,
CONTROLS
& MIRRORS

CABLES

BRAKES &
BRAKE LINESTANKS &
OIL FILTERSDASHES
& GAUGESFRAMES &
SUSPENSION

FENDERS

FOOTRESTS &
FLOORBOARDSWHEELS
& AXLESCOVERS,
LOCKS &
GENERALAUDIO,
COMMUNICATION
& MOUNTS

1620-1991



1620-1995



1620-1992

**AIR TRAX FOOTPEGS**

- Aggressive yet comfortable rubber design
- Repeating pattern rubber offers excellent foot traction and vibration reduction
- Forged inner structure offers maximum strength
- CNC-machined billet end cap with laser-engraved logo
- Sold in pairs

PART #	DESCRIPTION
FOR 14-22 CHIEFTAIN/ELITE/DARKHORSE, CHIEF VINTAGE/CLASSIC/DARKHORSE, 16-22 SPRINGFIELD (PASSENGER PEGS ONLY)	
1620-1991	Black
1620-1993	Chrome
1620-1995	Brass

PART #	DESCRIPTION
FOR 15-22 SCOUT/SCOUT SIXTY, 18-22 SCOUT BOBBER (DRIVER OR PASSENGER PEGS)	
1620-1990	Black
1620-1992	Chrome
1620-1994	Brass

**SHIFT PEG EXTENDER**

- Manufactured from billet stainless steel with a highly polished finish
- Extends shift peg out 38,1 mm (1 1/2")

PART #	DESCRIPTION
1603-0359	For 14-21 Chief/Chieftain/Roadmaster/Springfield Models

KURYAKYN**PASSENGER PEG MOUNTS**

- Accepts any aftermarket footpegs designed for the passenger peg mount
- Relocates passenger peg location to a more comfortable, ergonomic position
- Durable aluminum construction with gloss black finish
- Passenger peg mounts are compatible with Springfield, Chieftain Elite and Roadmaster models to convert passenger floorboards to pegs



PART #	DESCRIPTION
1622-0555	For 14-21 Indian models (except Scout and FTR)

**KURYAKYN****TAPERED FOOTPEG ADAPTERS**

- For use with Kuryakyn footpegs and floorboards that do not have end mounts
- Beautiful chrome finish
- Sold in pairs

PART #	DESCRIPTION
1620-1557	For 15-21 Scout (front only)

1620-1558

**KURYAKYN****SPLINED ADAPTER MOUNTS**

- Provide slip-free mounting of Kuryakyn ISO®-Boards™ and other Kuryakyn footpeg and foot control accessories that require splined peg adapter mounts
- Sold in pairs

PART #	DESCRIPTION
1620-1796	For 14-20 Chief/Chieftain, gloss black
1620-1558	For 15-21 Scout (front only), chrome
1620-1801	For 15-21 Scout (front only), satin black

1620-1245



1620-1246

**Accutronix**
precision crafted billet products**REAR FOLDING FOOTPEG ADAPTERS**

- CNC-machined 6061-T6 billet aluminum with a brilliant chrome or black anodized finish
- 32 mm (1 1/4") diameter
- Attach with the stock footpeg pin and then attached with an 8 mm (5/16") bolt to the adapters
- Allow the use of standard H-D male-mount style footpegs to be used on Indian models
- Sold in pairs

PART #	DESCRIPTION	PART #	DESCRIPTION
FOR CHIEF/CHIEFTAIN 14-18		FOR CHIEF/CHIEFTAIN 14-18 (CONT)	
1620-1245	Chrome	1620-1246	Black anodized

All part numbers in **BLUE** are new for 2023.



Drift Chrome



Drift Black



Procross Chrome



Procross Black w/Machined Accents



Procross All Black

FORGED BILLET RIMS

- All rims are CNC machined from radial forged 6061-T6 aluminum for maximum road durability and strength-to-weight ratio
- Features a rolled rim lip for the custom look and detailed CNC machine work from the center of the hub to the edge of the rim
- Each rim can be used on both front and/or rear of the motorcycle when correct hub kit is installed

- Rims accept Arlen Ness hub kits (sold separately), which allows full wheels to be assembled in minutes with basic tools

NOTE: Rims do not include hubs. Hubs are purchased separately.

DESCRIPTION	DRIFT CHROME	DRIFT BLACK	KICKBACK BLACK	SPEED-5 BLACK	PROCCROSS CHROME	PROCCROSS BLACK/MACHINED	PROCCROSS BLACK
FRONT RIMS							
19" x 3,25"	-	-	-	0210-0404	-	-	-
21" x 3,50"	0210-0396	0210-0395	0210-0400	0210-0405	0210-0339	0210-0333	0210-0407
REAR RIMS							
18" x 5,50"	0210-0394	0210-0393	0210-0399	0210-0403	0210-0338	0210-0332	0210-0406

FORGED BILLET RIMS continued on next page.

SAFETY WARNING: WHEN SELECTING CUSTOM WHEELS, THE TIRES USED FOR YOUR APPLICATION MUST HAVE A LOAD INDEX AND SPEED RATING EQUAL TO OR GREATER THAN THE TIRES FITTED AS ORIGINAL EQUIPMENT. CONSULT MANUFACTURER'S PUBLICATION(S) AND/OR WEBSITE(S) FOR COMPLETE TIRE INFORMATION.

All part numbers in **BLUE** are new for 2023.

WINDSHIELDS
& FAIRINGS

SADDLEBAGS
& LUGGAGE

SEATS &
SISSY BARS

EXHAUST

FUEL/AIR
SYSTEMS

ENGINE

TRANSMISSION,
CLUTCH LINE
& DRIVELINE

GASKETS
& SEALS

ELECTRICAL

LIGHTING
& LICENSE
PLATES

HANDLEBARS,
CONTROLS
& MIRRORS

CABLES

BRAKES &
BRAKE LINES

TANKS &
OIL FILTERS

DASHES
& GAUGES

FRAMES &
SUSPENSION

FENDERS

FOOTRESTS &
FLOORBOARDS

WHEELS
& AXLES

COVERS,
LOCKS &
GENERAL

AUDIO,
COMMUNICATION
& MOUNTS

- WINDSHIELDS
& FAIRINGS
- SADDLEBAGS
& LUGGAGE
- SEATS &
SISSY BARS
- EXHAUST
- FUEL/AIR
SYSTEMS
- ENGINE
- TRANSMISSION,
CLUTCH LINE
& DRIVELINE
- GASKETS
& SEALS
- ELECTRICAL
- LIGHTING
& LICENSE
PLATES
- HANDLEBARS,
CONTROLS
& MIRRORS
- CABLES
- BRAKES &
BRAKE LINES
- TANKS &
OIL FILTERS
- DASHES
& GAUGES
- FRAMES &
SUSPENSION
- FENDERS
- FOOTRESTS &
FLOORBOARDS
- WHEELS
& AXLES
- COVERS,
LOCKS &
GENERAL
- AUDIO,
COMMUNICATION
& MOUNTS



FORGED BILLET RIMS (CONT)



7 Valve Chrome



7 Valve Black



Y-Spoke Chrome



Y-Spoke Black



Y-Spoke Gold



Y-Spoke Titanium



Y-Spoke Blue



Y-Spoke Red

DESCRIPTION	7 VALVE CHROME	7 VALVE BLACK	Y-SPOKE CHROME	Y-SPOKE BLACK	Y-SPOKE GOLD	Y-SPOKE TITANIUM	Y-SPOKE BLUE	Y-SPOKE RED
FRONT RIMS								
19" x 3,25"	-	-	0210-0378	0210-0377	0210-0380	0210-0382	0210-0379	0210-0381
21" x 3,50"	0210-0351	0210-0345	0210-0372	0210-0356	0210-0360	0210-0358	0210-0374	0210-0376
REAR RIMS								
18" x 5,50"	0210-0350	0210-0344	0210-0371	0210-0355	0210-0359	0210-0357	0210-0373	0210-0375

CARTRIDGE HUB KITS

- These billet aluminum hub kits are designed for Arlen Ness forged billet rims
- Cartridge hub design features wheel bearings pre-set in one hub for optimum radial and lateral runout accuracy
- Lightweight coped design provides form and function
- Each hub kit includes everything you need for Indian Bagger applications with TPMS or without TPMS; regardless of your wheel diameter
- Hub kits mount to your Arlen Ness forged rims in minutes with basic tools offering excellent flexibility for stock or custom applications, and allowing all sizes to be available for most applications



- Available in chrome or black anodized finish, each hub kit includes everything needed for simple installation
- NOTE: Hubs listed accept factory or aftermarket hub mounted 5-bolt hub mounted rotors (3,25" bolt circle).

DESCRIPTION	CHROME	BLACK
FRONT HUB KITS		
For 14-22 Chieftain/Chief/Road Master/Classic/Vintage/Dark Horse/Springfield (with TPMS)	0213-0823	-
For 14-22 Chieftain/Chief/Road Master/Classic/Vintage/Dark Horse/Springfield (without TPMS)	0213-0825	0213-0824
REAR HUB KITS		
For 14-22 Chieftain/Chief/Road Master/Classic/Vintage/Dark Horse/Springfield (with TPMS)	0213-0827	0213-0826
For 14-22 Chieftain/Chief/Road Master/Classic/Vintage/Dark Horse/Springfield (without TPMS)	0213-0829	0213-0828

All part numbers in **BLUE** are new for 2023.

WINDSHIELDS
& FAIRINGSSADDLEBAGS
& LUGGAGESEATS &
SISSY BARS

EXHAUST

FUEL/AIR
SYSTEMS

ENGINE

TRANSMISSION,
CLUTCH LINE
& DRIVELINEGASKETS
& SEALS

ELECTRICAL

LIGHTING
& LICENSE
PLATESHANDLEBARS,
CONTROLS
& MIRRORS

CABLES

BRAKES &
BRAKE LINESTANKS &
OIL FILTERSDASHES
& GAUGESFRAMES &
SUSPENSION

FENDERS

FOOTRESTS &
FLOORBOARDSWHEELS
& AXLESCOVERS,
LOCKS &
GENERALAUDIO,
COMMUNICATION
& MOUNTS

CROSS LACED 60-SPOKE FRONT WHEEL ASSEMBLY

- Chrome billet aluminum hub with polished stainless steel spokes and polished stainless steel nipple
- Chrome-plated steel rim
- Wheel comes completely assembled and is trued to less than 0,005" runout
- Accept CMV tubes
- Stock pulleys and rotors can be used

NOTE: 21" front wheel applications cannot use factory front fender. It is the installer's responsibility to determine the required changes.

PART #	SIZE
0203-0608	21 x 3,50 for all 14-21 models (except Scout, FTR)



RADIAL LACED 50-SPOKE FRONT WHEEL ASSEMBLY

- Chrome billet aluminum hub with 3/8" polished stainless steel spokes and polished stainless steel nipple
- Chrome-plated steel rim
- Wheel comes completely assembled and is trued to less than 0,005" runout
- Accept CMV tubes
- Sealed design allows tubeless tires to be used
- Stock pulleys and rotors can be used

NOTE: 21" front wheel applications cannot use factory front fender. It is the installer's responsibility to determine the required changes.

PART #	SIZE
0203-0607	21 x 3,50 for all 14-21 models (except Scout, FTR)

0215-0092



FRONT WHEEL BEARING AND SEAL KIT

- High-speed bearings are manufactured to ABEC 3 precision levels
- Triple-lip rubber seals keep the grease in and the water and dirt out
- Chevron SRI 2 grease contains rust and oxidation inhibitors (-29 °C to 177 °C (-20 °F to 350 °F))
- Double-lip type TC seals with stainless steel garter springs

PART # FITS MODEL

FRONT WHEEL BEARING KIT

0215-0092 For 20-21 Challenger, 14-21 Chief Classic/Vintage, Chieftain, 15-21 Roadmaster, 15-21 Scout, Scout Sixty, 16-21 Springfield

REAR WHEEL BEARING KIT

0215-1028 For 14-17 Chief Classic/Vintage, 14-16 Chieftain, 15-16 Roadmaster, 16-17 Springfield



GTA AXLE PROTECTORS

- Unique, distinctive Gilles tooling design to match other Gilles tooling parts
- 2-into-1 design acts as axle protector and paddock stand adapter
- Reduction of impact damage around rear swingarm and axles
- Impact body made from special plastic for perfect slipping characteristics (resistant against hits and abrasion)
- Extra-long guiding inside to increase stability
- Rotary body for easy lifting
- Ready to hold paddock stand
- Front and rear applications
- Easy to mount
- Sold in pairs



PART #

DESCRIPTION

FOR 19-20 FTR 1200/S

1231-1050	Front
1231-1051	Rear



AXLE COVER SET

- Cover the ends of the front axle on both sides of the front fork
- One cover is inserted in the axle and fixed with an O-ring; on the other side the cover is glued on with an adhesive pad
- This results in a clean and clean look
- Manufactured from high-quality aluminum, CNC-milled on the most modern 5-axis machining centers
- Glossy black powdercoated finish



PART #

DESCRIPTION

0214-2165

For 18-22 Scout Bobber

All part numbers in **BLUE** are new for 2023.

- WINDSHIELDS
& FAIRINGS
- SADDLEBAGS
& LUGGAGE
- SEATS &
SISSY BARS
- EXHAUST
- FUEL/AIR
SYSTEMS
- ENGINE
- TRANSMISSION,
CLUTCH LINE
& DRIVELINE
- GASKETS
& SEALS
- ELECTRICAL
- LIGHTING
& LICENSE
PLATES
- HANDLEBARS,
CONTROLS
& MIRRORS
- CABLES
- BRAKES &
BRAKE LINES
- TANKS &
OIL FILTERS
- DASHES
& GAUGES
- FRAMES &
SUSPENSION
- FENDERS
- FOOTRESTS &
FLOORBOARDS
- WHEELS
& AXLES
- COVERS,
LOCKS &
GENERAL
- AUDIO,
COMMUNICATION
& MOUNTS



UltraMAX™

DEFENDER EXTREME
ROUTE 1 HALF COVER

- Innovative UltraMax™ durable polyester material
- Highest UV protection in the industry
- 100% waterproof with electronically taped seams
- Soft windshield liner protects against scratching
- Elastic hem and sewn-in elastic bungee straps make for snug fit
- Packed in integrated carry bag small enough to fit any storage compartment
- Sized to fit all touring motorcycles and adventure bikes with hard bags

PART #	DESCRIPTION
4001-0226	Defender Extreme Route 1 half-cover



UltraMAX™

DEFENDER® EXTREME
MOTORCYCLE COVERS

- Innovative UltraMax™ durable polyester material
- Highest UV-rated cover in the industry
- 100% waterproof, including electronically-taped seams
- Reflective strip along sides and back for increased visibility
- Integrated heat-resistant panels for exhaust pipe protection
- Exclusive Perma-Venting® system allows air circulation
- Soft windshield liner protects against scratching
- Snug elastic hem and quick-release belly strap secures cover to bike
- Packed in multi-use compression bag for compact storage
- Grommets at front wheel for cable lock (not included)
- Sizes to fit every model

PART #	SIZE	PART #	SIZE	PART #	SIZE
4001-0185	Medium	4001-0186	Large	4001-0187	X-large
				4001-0188 ¹	XX-large

¹ Includes antenna grommet kit.

All part numbers in **BLUE** are new for 2023.

0636-0017



0636-0021

0636-0024

**DRINK HOLDERS**

- Hold virtually any can, bottle or cup secure with a contoured rubber net
- Infinite adjustment with a Ciro ball-mount design

PART #	DESCRIPTION
0636-0017	No mount, chrome
0636-0021	W/ 22 mm (7/8") and 25,4 mm (1") handlebar mount, chrome

- Rubber-lined ring keeps your can or bottle from vibrating
- Soft rubber net won't scratch if it comes in contact with paint

PART #	DESCRIPTION
0636-0023	W/ 32 mm (1 1/4") handlebar mount, chrome
0636-0024	W/ 32 mm (1 1/4") handlebar mount, black/chrome

SHOW CHROME®**BEVERAGE HOLDER**

- For cruiser models with 32 - 40 mm hole spacing on clamp halves
- Beverage holder has been designed for easy installation and removal; just install the bracket and the beverage holder itself can be quickly snapped into place or removed
- No plastic here; made from durable steel for unequalled performance
- Added security is available with a setscrew to ensure it does not walk away while rider is away



PART #	DESCRIPTION
0636-0153	Beverage holder

KURYAKYN®**PASSENGER DRINK HOLDER**

- Mounts to the right side of the factory Tour Trunk
- Quick-detach design leaves only a small satin black bracket visible when holder is removed
- Mesh basket has rubber "fingers" that grip to hold a variety of cup or bottle shapes/sizes securely in place

PART #	DESCRIPTION
0603-0739	For 15-21 Roadmaster (except 17-18 Roadmaster Classic) and 14-21 Chieftains with a Tour Trunk

**LAYDOWN LICENSE PLATE AND DOUBLE FLAG HOLDER**

- Designed for a custom "laydown" look; replaces plastic OEM part
- Made of high-quality stainless steel that is hand-polished to a brilliant finish
- Flagpoles are topped with chrome finials and include clips to keep flags in place at pole tops
- Mounts easily and will remain sturdy, even at highway speeds
- Accommodates 15 cm x 23 cm (6" x 9") flags (not included)

PART #	DESCRIPTION
2030-1017	For 14-20 Chief/Chieftain, 15-20 Roadmaster

**SHOW CHROME®****12" FLAGPOLE WITH FLAG AND FINIAL**

- Flagpole mounts to any 1/2" tubular rack or rail; does not fold down
- O-rings keep the flag in place
- Includes heavy-duty polyester 6" x 9" American flag
- Available with acorn

PART #	DESCRIPTION
0521-1581	W/ acorn finial

All part numbers in **BLUE** are new for 2023.WINDSHIELDS
& FAIRINGSSADDLEBAGS
& LUGGAGESEATS &
SISSY BARS

EXHAUST

FUEL/AIR
SYSTEMS

ENGINE

TRANSMISSION,
CLUTCH LINE
& DRIVELINEGASKETS
& SEALS

ELECTRICAL

LIGHTING &
LICENSE
PLATESHANDLEBARS,
CONTROLS
& MIRRORS

CABLES

BRAKES &
BRAKE LINESTANKS &
OIL FILTERSDASHES
& GAUGESFRAMES &
SUSPENSION

FENDERS

FOOTRESTS &
FLOORBOARDSWHEELS
& AXLESCOVERS,
LOCKS &
GENERALAUDIO,
COMMUNICATION
& MOUNTS

WINDSHIELDS
& FAIRINGS

SADDLEBAGS
& LUGGAGE

SEATS &
SISSY BARS

EXHAUST

FUEL/AIR
SYSTEMS

ENGINE

TRANSMISSION,
CLUTCH LINE
& DRIVELINE

GASKETS
& SEALS

ELECTRICAL

LIGHTING
& LICENSE
PLATES

HANDLEBARS,
CONTROLS
& MIRRORS

CABLES

BRAKES &
BRAKE LINES

TANKS &
OIL FILTERS

DASHES
& GAUGES

FRAMES &
SUSPENSION

FENDERS

FOOTRESTS &
FLOORBOARDS

WHEELS
& AXLES

COVERS,
LOCKS &
GENERAL

AUDIO,
COMMUNICATION
& MOUNTS



9904-1652



FLARE WINDSHIELD DEMO DISPLAY KITS

- Eye-catching display for Flare Windshields
- Includes flyers and windshields listed
- Contact your Drag rep for details

INDIAN DEMO KITS

- (1) 10" FLARE black - demo 2312-0263
- (1) 12" FLARE dark smoke - demo 2312-0260
- (1) 14" FLARE tint - demo 2312-0480
- Packet of dealer support items

PART #	DESCRIPTION
9904-1652	For 14-22 Chieftain, 15-22 Roadmaster

CHALLENGER DEMO KITS

- (1) 8" FLARE dark smoke - demo 2312-0506
- (1) 11" FLARE dark smoke - demo 2312-0836
- Packet of dealer support items

PART #	DESCRIPTION
9904-1653	For 20-22 Challenger

SLYFOX

MAT

- Designed to not only dress up your pit area or shop floor, but are also environmentally friendly
- Bike mats can absorb up to 6 liters of fluid like radiator coolant, oil, and any other solvent-based products that can harm the environment, by being contained within the mat, or help absorb mud and water at entrance to your store
- Not only are they lightweight, but can easily be washed and reused



PART #	DESCRIPTION
9201-0074	Floor mat



4320-2482



4320-2484



4320-2485



SW-MOTEC STICKERS

- Perfect for personalizing any bike or luggage

PART #	DESCRIPTION
4320-2482	Reflective Bull (130 mm x 97 mm)
4320-2483	Bull (130 mm x 97 mm)

PART #	DESCRIPTION
4320-2484	Sticker set red/black (310 mm x 260 mm)
4320-2485	Sticker set red/white (310 mm x 260 mm)

All part numbers in **BLUE** are new for 2023.



0521-1802



0521-1770



0521-1578



DYNAMAT SOUND CONTROL FAIRING KITS

- High-efficiency sound-dampening material
- Achieve tighter bass and clearer music with your stock stereo
- Stops fairing vibration and directs music out towards the rider
- No measuring, no cutting, easy to install; peel and stick
- Custom cut per motorcycle, resulting in no waste and no guesswork

PART

0521-1802

0521-1770

0521-1578

DESCRIPTION

For 20-22 Challenger

For 19-22 Chieftain Limited/Chieftain Dark Horse

For 14-18 Chieftain and Roadmaster, 17-18 Chieftain Dark Horse



UNIVERSAL GOPRO CAMERA KIT

- Highly adaptable universal mount kit that offers a variety of installation options
- Compatible with GoPro HD Hero/Hero2/Hero3
- Fits almost all motorcycle models
- Durable mounting clamps
- Can be mounted on the handlebars, frame, crash bar and top clamp
- Includes 25,4 mm (1") ball, M8 ball adapter, RAM socket arm, RAM ball adapter and mounting plate for mirror thread



PART

0603-0956

DESCRIPTION

Universal GoPro camera kit



UNIVERSAL X-GRIP KIT

- Allows large smartphones to be securely mounted to almost any motorcycle
- Flexible adjustment on a RAM arm with the 1" adapter ball
- For smartphones with a width of 4,4 cm to 11,4 cm
- Two pivoting axes allow for exact positioning in the cockpit so the display is in view without obscuring the instruments or the road
- Includes: 1" ball, socket arm and X-Grip IV clamp

PART

0603-0854

DESCRIPTION

Universal X-grip kit

All part numbers in **BLUE** are new for 2023.WINDSHIELDS
& FAIRINGSSADDLEBAGS
& LUGGAGESEATS &
SISSY BARS

EXHAUST

FUEL/AIR
SYSTEMS

ENGINE

TRANSMISSION,
CLUTCH LINE
& DRIVELINEGASKETS
& SEALS

ELECTRICAL

LIGHTING
& LICENSE
PLATESHANDLEBARS,
CONTROLS
& MIRRORS

CABLES

BRAKES &
BRAKE LINESTANKS &
OIL FILTERSDASHES
& GAUGESFRAMES &
SUSPENSION

FENDERS

FOOTRESTS &
FLOORBOARDSWHEELS
& AXLESCOVERS,
LOCKS &
GENERALAUDIO,
COMMUNICATION
& MOUNTS

WINDSHIELDS
& FAIRINGS

SADDLEBAGS
& LUGGAGE

SEATS &
SISSY BARS

EXHAUST

FUEL/AIR
SYSTEMS

ENGINE

TRANSMISSION,
CLUTCH LINE
& DRIVELINE

GASKETS
& SEALS

ELECTRICAL

LIGHTING
& LICENSE
PLATES

HANDLEBARS,
CONTROLS
& MIRRORS

CABLES

BRAKES &
BRAKE LINES

TANKS &
OIL FILTERS

DASHES
& GAUGES

FRAMES &
SUSPENSION

FENDERS

FOOTRESTS &
FLOORBOARDS

WHEELS
& AXLES

COVERS,
LOCKS &
GENERAL

AUDIO,
COMMUNICATION
& MOUNTS



UNIVERSAL GPS MOUNT KIT

- Allows for safe positioning of a GPS device or smartphone in the motorcycle cockpit
- Provides various mounting options
- T-lock holder allows device cases to be quickly attached to the socket arm
- Swiveling socket arm allows precise positioning to keep instruments and the road in view
- Comes with all required mounting material

DESCRIPTION	PART #
Mounting kit with T-lock and phone case	3512-0306



UNIVERSAL GPS MOUNT KIT

- Allows for safe position of a GPS device or smartphone in the motorcycle cockpit
- Provides various mounting options
- Includes a Navi Pro Case to protect device from wind and weather
- Swiveling socket arm allows precise positioning to keep instruments and the road in view
- Comes with all material required for mounting

PART #	DESCRIPTION
0603-0957	Mounting kit with Navi Pro S case



UNIVERSAL GPS MOUNT KIT BALL

- Handlebar mounting is recommended
- Fits M8 and M6 threads

PART #	DESCRIPTION
0603-0850	Universal GPS mount kit ball



PIVOTING RAM EXTENSION

- 3" extension for all RAM 1" ball systems
- Strong aluminum alloy construction
- Includes double ball
- Can be pivoted 45° or 90°

PART #	DESCRIPTION
0603-1053	Pivoting RAM extension

All part numbers in **BLUE** are new for 2023.



0636-0049



0636-0050



0636-0050

KLOCK WERKS DEVICE MOUNTS

- Easy-to-install motorcycle model-specific mounts that incorporate the iO mounts™ system
- Ultra-strong 5,4 kg (12 lb) magnetic interface and mount retention lip secures devices in the most severe off-road environments
- Attach razor-thin iOadapt stainless steel adapter to your device and connect to the powerful iOcore magnetic carrier
- No special case needed; device is held in place by the strong iOcore magnet and can be adjusted to preferred angle
- Purchase additional iOadapt discs to use multiple devices on same mount
- Nomad and Nomad XL strap assemblies onto any bars 13 mm to 140 mm (0,5" to 5,5") in diameter (universal mount)
- Mount kit includes a Nomad or Nomad XL mount and two iOadapt™ adapters
- Can be remounted onto other vehicles or for other uses

NOTE: Not for use with phones that have inductive charging.

NOTE: Not for use with Samsung Galaxy S4 phones.

0636-0099



0636-0150

FOR 14-22 DARK HORSE, CLASSIC, CHIEF, CHIEFTAIN, ROADMASTER, SPRINGFIELD, VINTAGE MODELS W/ STOCK CONTROLS

PART #	COLOR
HORIZONTAL MOUNT	
0636-0185	Black
0636-0186	Chrome

PART #	COLOR
VERTICAL MOUNT	
0636-0049	Chrome
0636-0050	Black

FOR 15-22 SCOUT, 16-22 SCOUT SIXTY, 18-22 SCOUT BOBBER

PART #	COLOR
HORIZONTAL MOUNT	
0636-0187	Black

PART #	COLOR
HORIZONTAL MOUNT (CONT)	
0636-0188	Chrome

FOR 15-22 SCOUT/SCOUT SIXTY

PART #	COLOR
HORIZONTAL MOUNT	
0636-0100	Left hand, chrome
0636-0101	Left hand, black
VERTICAL MOUNT	
0636-0098	Right hand, chrome
0636-0099	Right hand, black

PART #	COLOR
UNIVERSAL MOUNT KITS	
0636-0055	Nomad
0636-0150	Nomad XL

PART #	DESCRIPTION
OPTIONAL MAGNETIC iOcore	
0636-0037	Green iOcore
0636-0038	Black iOcore
0636-0039	Blue iOcore
0636-0040	Gray iOcore
0636-0041	Orange iOcore
0636-0043	Red iOcore
REPLACEMENT COMPONENTS (EA.)	
0636-0045	iOadapt disc



All part numbers in **BLUE** are new for 2023.

- WINDSHIELDS & FAIRINGS
- SADDLEBAGS & LUGGAGE
- SEATS & SISSY BARS
- EXHAUST
- FUEL/AIR SYSTEMS
- ENGINE
- TRANSMISSION, CLUTCH LINE & DRIVELINE
- GASKETS & SEALS
- ELECTRICAL
- LIGHTING & LICENSE PLATES
- HANDLEBARS, CONTROLS & MIRRORS
- CABLES
- BRAKES & BRAKE LINES
- TANKS & OIL FILTERS
- DASHES & GAUGES
- FRAMES & SUSPENSION
- FENDERS
- FOOTRESTS & FLOORBOARDS
- WHEELS & AXLES
- COVERS, LOCKS & GENERAL
- AUDIO, COMMUNICATION & MOUNTS



- iOstand™**
- Functional and flexible iPad® stand and tablet mount
 - Lifts your device up seven inches and rotates in any direction for the perfect viewing angle (360 rotating)
 - Universal stand is the perfect tablet mount and improves the ergonomics of your desktop or workspace
 - Crafted out of beautiful precision-machined steel
 - Works with the versatile iOmounts™ system that is safe and compatible with most mobile devices
 - Regular size iOstand™ works best for full-size tablets like the iPad® Air, iPad® Pro or Samsung Galaxy Tab
 - Also available in a mini size for smaller devices (like the iPad mini), or cell phone

PART #	DESCRIPTION
iOstand™	
0636-0207	Stainless steel
0636-0208	Black
0636-0209	White

0636-0211

0636-0212



- Magnets won't damage your tablet, and there are no magnets in the iODisc™ on your device
- Available in a stainless-steel finish and powdercoated black or white
- Includes two iODiscs

PART #	DESCRIPTION
MINI iOstand™	
0636-0210	Stainless steel
0636-0211	Black
0636-0212	White



UNIVERSAL iO PHONE MOUNT

- Secure devices within any vehicle with a flat mounting surface (stick on or bolt on options)
 - Universal kit is perfect not only for UTVs but also boats, tractors, semis, hot rods and more
 - Attach razor-thin iOadapt™ stainless steel adapter to your device and connect to the powerful iOcore™ magnetic carrier
 - No special case needed. Device is held in place by the strong iOcore magnet, and can be adjusted to preferred angle
 - Included in box: one Hemisphere mount, adhesive patch, two iOadapt steel disks and one magnetic black iOcore
 - Adhesive requires 72 hours for proper cure time
 - Purchase additional iOadapt discs to use multiple devices on same mount
- NOTE:** Not for use with phones that have inductive charging.
NOTE: Not for use with Samsung Galaxy S4 phones.

PART #	DESCRIPTION
0636-0192	Universal phone mount



TETHER DEVICE MOUNT

- Keeps smartphone close at hand
- Functional design allows use with almost all phone and case combinations
- Can be used with any Klock Werks iOmount™ phone mounts
- Gives an added sense of security and peace of mind when using or mounting smart devices

PART #	DESCRIPTION
0636-0195	Tether device mount

All part numbers in **BLUE** are new for 2023.



PHONE CASE

- Durable shell with reinforced base plate
- Made of dimensionally stable EVA material
- Removable inner padding
- Tailored for riders using their smartphone's GPS function; membrane cover with sun visor allows for easy reading and operation of touchscreen surfaces
- Easy to secure with T-Lock holder on the back
- Rubber lining keeps out moisture
- Hook-and-loop straps holds hardware in place and circumferential zipper allows for easy opening
- Universal fit



DESCRIPTION

Phone case

PART

3512-0307


UltraMAX™

ROUTE 1 MAGNETIC PHONE HOLDER

- Innovative UltraMax™ durable polyester material
- Highest UV protection in industry
- Sized to fit all current plus-size phones
- Attaches to metal tanks with strong magnets
- Can be adjusted to different positions for sun glare and optimal viewing
- Reverse coil zippers help keep out dust and dirt
- Clear top is touchscreen device-friendly
- Protective base material prevents slipping or marking
- Inner sleeves to hold credit cards, license and/or small documents
- 16,5 cm L x 89 mm W x 38 mm D (6,5" x 3,5" x 1,25")



PART

3502-0334

DESCRIPTION

Route 1 magnetic phone holder

3512-0293

3512-0294


OJ

OJ HOLDER AND HOLDER PLUS

- Double fixing system attaches to handlebar by means of a clip and to mirror by means of a comfortable and articulated arm
- Attachment versatility allows the user to choose how best to use holder in order to improve driving experience
- Waterproof double-slider zip
- Foam inserts for a better fit in case
- OJ Holder dimensions: 10 cm x 16 cm x 3 cm; touch window dimensions: 6 cm x 13,4 cm
- OJ Holder Plus dimensions: 11 cm x 18 cm x 3 cm; touch window dimensions: 7 cm x 15 cm

PART #
3512-0293

DESCRIPTION
OJ Holder

PART #
3512-0294

DESCRIPTION
OJ Holder Plus


MAGNETIC TANK POUCH

- Convenient magnetic phone and GPS tank pouch for steel tanks
- Generous 20,5 cm x 11,5 cm (8" x 4 1/2") size easily accommodates most cell phones or GPS units in a clear-faced pocket
- Six ultra-strong magnets securely hold pocket in place and the felt backing protects against scratching

PART

3502-0311

DESCRIPTION

Magnetic tank pouch


SHOW CHROME®

SHORT SPIRAL ANTENNA

- Great replacement for the long, stock OEM whip style antennas
- Easy-to-install, direct replacement
- Features grommet that remains in place and completes the installation process
- Includes a removable M6-1.0 threaded screw to mount on any model
- Measures 19 cm (7 1/2") tall


PART #
4401-0214

DESCRIPTION
For 14-22 Chieftain/Roadmaster
All part numbers in **BLUE** are new for 2023.WINDSHIELDS
& FAIRINGSSADDLEBAGS
& LUGGAGESEATS &
SISSY BARS

EXHAUST

FUEL/AIR
SYSTEMS

ENGINE

TRANSMISSION,
CLUTCH LINE
& DRIVELINEGASKETS
& SEALS

ELECTRICAL

LIGHTING
& LICENSE
PLATESHANDLEBARS,
CONTROLS
& MIRRORS

CABLES

BRAKES &
BRAKE LINESTANKS &
OIL FILTERSDASHES
& GAUGESFRAMES &
SUSPENSION

FENDERS

FOOTRESTS &
FLOORBOARDSWHEELS
& AXLESCOVERS,
LOCKS &
GENERALAUDIO,
COMMUNICATION
& MOUNTS

QUICK REFERENCE CHART

	YEAR	BATTERY	SPARKPLUG NGK	SPARKPLUG CHAMPION	CHAIN/BELT	SPROCKET FRONT	SPROCKET REAR	TIRE SIZE/LOAD INDEX FRONT	TIRE SIZE/LOAD INDEX REAR
INDIAN									
FTR1200 /S/Rally/Carbon	2022	YTX14H-BS	MR7F	RG4PHP		17T	45T	120/70R17 58W	180/55R17 73W
FTR1200/S/Rally	2019-2020	YTX14H-BS	MR7F	RG4PHP	525 x 120	17T	49T	120/70R19 60V	150/70R18 70V
Scout	2015-2021	YTX14AH-BS	MR7F	RG4PHP	22mm x 141T	28T	66T	130-90B16 67H	150/80B16 67H
Scout Sixty	2016-2021	YTX14AH-BS	MR7F	RG4PHP	22mm x 141T	28T	66T	130/90-16 72H	150/80-16 71H
Scout Bobber	2018-2021	YTX14AH-BS	MR7F	RG4PHP	22mm x 141T	28T	66T	130/90-16 73H	150/80-16 71H
Scout Bobber Sixty	2020-2021	YTX14AH-BS	MR7F	RG4PHP	22mm x 141T	28T	66T	130/90-16 73H	150/80-16 71H
Scout Bobber Twenty	2020-2021	YTX14AH-BS	MR7F	RG4PHP	22mm x 141T	28T	66T	130/90-16 73H	150/80-16 71H
Scout 100th Anniversary	2020	YTX14AH-BS	MR7F	RG4PHP	22mm x 141T	28T	66T	130/90-16 73H	150/80-16 71H
Chief Dark Horse	2016-2020	YTX20HL-BS	DCPR8E	RA4HC	24mm x 152T	30T	66T	130/90B16 73H	180/65B16 81H
Chief	2018	YTX20HL-BS	DCPR8E	RA4HC	24mm x 152T	30T	66T	130/90B16 73H	180/65B16 81H
Chief Classic	2014-2018	YTX20HL-BS	DCPR8E	RA4HC	24mm x 152T	30T	66T	130/90B16 73H	180/65B16 81H
Chief Vintage	2014-2018,2020	YTX20HL-BS	DCPR8E	RA4HC	24mm x 152T	30T	66T	130/90B16 73H	180/65B16 81H
Vintage	2020-2021	YTX20HL	DCPR8E	RA4HC	24mm x 152T	30T	66T	130/90B16 73H	180/65B16 81H
Springfield Dark Horse	2018-2021	YTX20HL-BS	DCPR8E	RA4HC	24mm x 152T	30T	66T	130/60B19 61H	180/60R16 80H
Springfield	2016-2021	YTX20HL-BS	DCPR8E	RA4HC	24mm x 152T	30T	66T	130/90B16 73H	180/60R16 80H
Chieftain	2014-2021	YTX20HL-BS	DCPR8E	RA4HC	24mm x 152T	30T	66T	130/60B19 61H	180/60R16 80H
Chieftain Dark Horse	2016-2021	YTX20HL-BS	DCPR8E	RA4HC	24mm x 152T	30T	66T	130/60B19 61H	180/60R16 80H
Chieftain Classic	2018-2020	YTX20HL-BS	DCPR8E	RA4HC	24mm x 152T	30T	66T	130/90B16 73H	180/60R16 80H
Chieftain Limited	2017-2021	YTX20HL-BS	DCPR8E	RA4HC	24mm x 152T	30T	66T	130/60B19 61H	180/60R16 80H
Chieftain Elite	2017-2018, 2020	YTX20HL-BS	DCPR8E	RA4HC	24mm x 152T	30T	66T	130/60B19 61H	180/60R16 80H
Roadmaster Classic	2017-2018	YTX20HL-BS	DCPR8E	RA4HC	24mm x 152T	30T	66T	130/90B16 73H	180/60R16 80H
Roadmaster	2015-2021	YTX20HL-BS	DCPR8E	RA4HC	24mm x 152T	30T	66T	130/90B16 73H	180/60R16 80H
Roadmaster Elite	2018-2020	YTX20HL-BS	DCPR8E	RA4HC	24mm x 152T	30T	66T	130/90B16 73H	180/60R16 80H
Challenger	2020-2021	YTX20HL	-	-	24mm x 152T	29T	69T	130/90B16 66H	180/60R16 80H
Challenger Dark Horse	2020-2021	YTX20HL	-	-	24mm x 152T	29T	69T	130/90B16 66H	180/60R16 80H
Challenger Limited	2020-2021	YTX20HL	-	-	24mm x 152T	29T	69T	130/90B16 66H	180/60R16 80H
Chief	2022	YTX20HL	DCPR8E	-	22mm x 146T	30T	66T	130/60B19	180/65B16
Super Chief	2022	YTX20HL	DCPR8E	-	22mm x 146T	30T	66T	130/90B16	180/65B16
Chief Bobber	2022	YTX20HL	DCPR8E	-	22mm x 146T	30T	66T	130/90B16	180/65B16
Chief Bobber Dark Horse	2022	YTX20HL	DCPR8E	-	22mm x 146T	30T	66T	130/90B16	180/65b16
Roadmaster Dark Horse	2021	YTX20 HL	DCPR8E	-	24mm x 152T	30T	66T	130/90B16	180/60R16
Roadmaster Limited	2021	YTX20HL	DCPR8E	-	24mm x 152T	30T	66T	130/90B16	180/60R16
Pursuit Limited	2022	YTX20HL	-	-	24mm x 152T	29T	69T	130/60B-19	180/60R-16
Pursuit Dark Horse	2022	YTX20HL	-	-	24mm x 152T	29T	69T	130/60B-19	180/60R-16

INDIAN® MOTORCYCLE MODEL DESIGNATIONS ARE UTILIZED IN THIS CATALOG FOR REFERENCE PURPOSES ONLY:

FTR™ 1200, FTR™ 1200S, FTR 1200 Rally, FTR 1200 Carbon, Indian® Scout®, Indian® Scout® Sixty, Indian® Scout® Bobber, Indian® Scout® Bobber Twenty, Indian® Scout® Bobber Sixty, Indian® Chief Bobber, Indian® Chief Dark Horse®, Indian® Chief® Vintage, Indian® Springfield® Dark Horse®, Indian® Springfield®, Indian® Chieftain®, Indian® Chieftain® Classic, Indian® Chieftain Dark Horse®, Indian® Chieftain® Limited, Indian Pursuit Limited, Indian Pursuit Dark Horse, Indian® Roadmaster®, Indian® Roadmaster® Dark Horse, Indian® Roadmaster® Elite, Indian® Roadmaster® Limited, Indian® Super Chief, Super Chief Limited, Indian® Challenger, Challenger Dark Horse, Challenger Limited, Challenger Elite, Indian® Vintage, Vintage Dark Horse, Indian® Chieftain Dark Horse

A

Accents, dash	181
Accutronix	
Footpeg adapters	204
Side-mount license plates	132
Floorboards	194
Adapter collar, M10	180
Adaptive headlights	101, 104
Air cleaner covers	79
Air cleaner pre-filters	79
Air cleaners/kits	79-81
Air filters	81
Air intake assemblies emission control regulatory information	4
Air temperature sensor	179
Akrapovic	
Exhaust heat shield	75
Header pipes	75
Link pipe	75
All Balls	
Fork/dust seals	89
Front wheel bearing and seal kit	207
Steering stem bearing kit	184
Alto	
Clutch plate kits	86
Andrews	
Cams	82
Antenna	215
Arlen Ness	
Fenders	192
Floating brake hardware kit	162
Footpegs	203-204
Front brake rotor	162
Handlebars	137
Horn covers	96
Mirrors	152-154
Wheel hubs	206
Wheel rims	205-206
Armrests, passenger	44
AUDIO, COMMUNICATION & MOUNTS	211-215
Automatic oil cooler bypass valve service kit	174

Avon

Grips	144-146
Heated grips	146
Axle cover set	207
Axle covers	207
Axle protectors	207

B

Backpacks	36
Backrest docking kits/ mount kits	64-66
Backrest pads	50-51
Backrests/ backrest pads	63-65
Badlands	
Illuminator modules	127
Static/dynamic sequential signal modules	127
Baffles	68, 75
Barnett	
Clutch cables	158
Clutch kits	86
Clutch shaft arm	88
Bassani	
Baffles	68
Exhaust systems	67-68
Mufflers	68-69
Batteries	92-93
Battery chargers	94
Batwing fairing windshields/accessories	15
Batwing fairings	15, 19
Belt Drives Ltd.	
Drive belts	88
Belt guards	89
Belts, drive	88
Beverage holders	209
Bezels, lighting	106
Biltwell Inc.	
Exfil-7 bags	39
Exfil-11 tank bag	39
Exfil-65 bag	39
Exfil-80 bags	38
Boom mat tape	100
Bottle holder	35
Brackets, gauge	180
Brake and clutch lever guards	139

Brake bleeder caps	171
Brake cables	159
Brake levers	139-140
Brake light flasher modules	128
Brake lights	110-112, 119
Brake line kits	169
Brake lines	169-170
Brake master cylinder covers	171
Brake pads/shoes	163-168
Brake pedal pads	198
Brake rotor hardware kit	162
Brake rotors	160-162
Brake/clutch levers	139-140
Brake/turn/run light control modules	128

BRAKES & BRAKE LINES 160-171

BS Battery	
Batteries	91-92
Power box	94
Bulbs, LED	130
Burly Brand	
Backpacks	36
Saddlebags	36
Tank/tail bags	37
Tool rolls	37

C

Cable kits	159
CABLES	157-159
Cables, brake	159
Cables, clutch	157-159
Cables, USB	95
Cam covers	83
Camera/ camcorder mounts	211
Cams	82
Cams emission control regulatory information	4
CANbus module	129
Caps, brake bleeder	171
CARB emission control regulatory information	4
Carburetors and part kits emission control regulatory information	4

Chargers, USB	95
Chin fairing	184
Ciro	
Drink holders	209
Engine guard toe rests	202
Clamps, frame	174
Clutch and brake levers	139-140
Clutch cables	157-159
Clutch kits/discs/springs	85-86
Clutch levers	139-140
Clutch shaft arm	88
Clutch/brake levers	139-140
Cobra	
Backrest docking kits	64-65
Backrests	64-65
Fi2000 Powrpro black	78
Freeway bars	183
Luggage racks	41-42
Mufflers	74
Compression bags	35
Connectors, wires	99-100
Control cables	157-159
Control levers	139-140
Converters, speed	180
Cooler bags	31, 40
COVERS, LOCKS & GENERAL 208-210	
Covers	208
Covers, fork	185-186
Covers, horn	96
Covers, master cylinder	141
Cruise assist	147
Cult-Werk	
Axle cover set	207
Belt guards	89
Cam cover set	83
Fenders	192
Footpegs	199
Fork caps	186
Fork cover kits/sets	185-186
Headlight masks	106
Rear shock mount covers	189
Rear turn signals	118
Side-mount license plate holders	132

Custom Access	
Batwing SML windscreen	19
Engine guards	183
Passenger seats	60
Custom Dynamics	
Auxiliary handlebar mounted on/off switches	97
Brake light flasher modules	128
Fog lights	108
Handlebar end lights	122
Headlight adapter	128
Headlights	103
Isolator modules	98
LED accent light strip	125
LED headlamps	103, 105
LED license plate light	133
License plate frames	132
Mirror mounting adapters	156
Mirrors	151
Polarity converters	128
Posi-Lock wire connectors	99
Probeam turn signal lenses	123
Quick disconnects	128
Run/turn/brake modules	128
Saddlebag lights	124
Turn signals	120-122
Turn signal inserts	120, 122
Turn signal mounting brackets	123
Wiring adapter	128
Cycle Visions	
Sissy bar side plates	66
Sissy bars	66
Cylinder base covers	83
D	
Dash accents	181
Dash pouches	20
DASHES & GAUGES 176-181	
Daytona	
Adapter collar M10	180
Air temperature sensor	179
Asura multi-function computer	176
Deva multi-function gauge	176

Daytona (CONT)	
D-lights	118
Dual-axis headlight bracket set	105
Fork clamp sets	123
Gear shift indicator	179
Grip spacers	147
Headlight brackets	105
IC relays	99
LED headlight capsules	105
LED license plate light	133
Micro indicators	179
Mirrors	151
Oil temperature sensor	179
Proximity speed sensor	180
RPM pulse rectifier	180
Slim mount USB Type-C	94
Slim-mount USB power sockets	95
Speed converters	180
Speedometers	176-177
Tachometers	178
USB cables	95
USB charger Type-A	95
USB charger Type-C	95
Velona gauge brackets	180
Velona gauge remote	178
Voltmeter	179
Decals	210
DEI	
Boom mat tape	100
Shrink tubes	100
Derby covers	85
Device mounts/kits	211-214
DP Brakes	
Brake pads	167
Drag Specialties	
Air filters	81
Batteries	92
Brake pads	165
Grip covers	141
Ignition coils	90
Oil filters	173
Plug wires	90
Wheel assemblies	207
Drag Specialties Seats	
Backrest pad	63

Drag Specialties Seats (CONT)	
Backrests	63
Saddlebag liners	40
Seats	45-49
Drink holders	209
Drive belts	88
Driver floorboard spreaders	197
Driving lights	108-109
Duffle bags	31
Dynamat seat heat shield kit	61
Dynamat sound control fairing kits	211
Dynojet	
POD-300 digital display	76
Power Vision 3	77
Power Commander map select switch	76
Power Commanders	76
Quick shifters	87
Stage 2 power package	77
Wideband CX dual channel AFR kit	77
E	
EBC	
Brake pads/shoes	163
Brake rotors	161
Clutch kits	86
Electric shift kits	87
Electrical emission control regulatory information	4
ELECTRICAL	90-100
Electronics mounts	211-214
Emission control regulatory information	4
Emissions Information	4
End caps, exhaust	71
Engine bar guards	183
Engine control manager switch	78
Engine covers	83
Engine emission control regulatory information	4
Engine guard toe rests	202
Engine guards	183
ENGINE	82-83

Exhaust baffles	68, 75
Exhaust emission control regulatory information	4
Exhaust end caps	71
Exhaust heat shield	75
Exhaust products emission control regulatory information	4
Exhaust system link pipe	75
Exhaust systems	67-68, 71, 73
EXHAUST	67-75
F	
Fairing sound control kits	211
Fairing storage bags	18
Fairing turn signal trim	20
Fairing vent screens	19
Fairings	15, 17-19
Fender bibs	62
Fender lights	125
FENDERS	190-193
Fenders, front	190-193
Fenders, rear	191, 193
Filters, air	81
Filters, oil	173
Flag holders	209
Flagpole	209
Flare windshields	5
Flasher relays	99
Flo	
Oil filters	173
Floor mat	210
Floorboard inserts	195
Floorboard mounts	197
Floorboards	194-197
Fog lights	107-108
Footpeg adapters	204
Footpeg mounts	204
Footpegs	199-204
Footpegs/shift pegs	199-204
FOOTRESTS & FLOORBOARDS	194-204
Fork caps	186
Fork clamp sets	123
Fork cover kits/sets	185-186
Fork covers	185-186
Fork lowering kits	187

Fork spring kits	187
Fork springs	187
Fork/dust seals	89
Frame clamps	174
FRAMES & SUSPENSION	182-189
Freeway bars	183
Front end suspension systems	186
Front fender kit	192
Front fork springs	187
Front wheel bearing and seal kit	207
Fuel cap	172
Fuel controllers/modules emission control regulatory information	4
Fuel flow programmers emission control regulatory information	4
Fuel flow tuners emission control regulatory information	4
Fuel injection modules	76-78
Fuel/air systems emission control regulatory information	4
FUEL/AIR SYSTEMS	76-81
G	
Galfer	
Brake pads	166
Brake rotors	160
GASKETS & SEALS	89
Gauge brackets	180
Gauge cluster accents	181
Gauge remotes	178
Gauges, multi-function	176
Gear shift indicator	179
Gilles Tooling	
GTA axle protectors	207
Handlebar risers	138
Handlebars	138
Lever guards	139
License plate mount	133
Master cylinder reservoir cover	141
Performance levers	139
Rear stand hook kit	184

Gilles Tooling (CONT)	
Rearsets	194
Top yoke nut	138
GoPro camera mounts	211
GPS mount kit ball	212
GPS mount kits	211-212
GPS mounts	211-213
Grip covers	141
Grip extension harness	147
Grip spacers	147
Grips	142-147
Grips, heated	146

H

Handguards	147
Handlebar bags	32
Handlebar end lights	122
Handlebar kits	134-135
Handlebar risers	138
Handlebar wiring harnesses/extensions	97
Handlebars	134-138

HANDLEBARS, CONTROLS & MIRRORS 134-156

Hardstreet	
Saddlebag shelf sets	40
Harness kits, handlebar wiring	97
Header pipes	72, 75
Headlight adapter	128
Headlight adapter kit	106
Headlight brackets	105
Headlight capsules	105
Headlight capsules, LED	105
Headlight masks	106
Headlights	101-104
Heat shield	75
Heated grips	146
Heated seats	50-51, 57
Heel shift levers	198
Heinz Bikes	
License plate mounts	131-133
Helix Racing	
Brake bleeder caps	171
Hidden trailer hitch	182
Hiflofiltro	
Oil filters	173

Highway bar light kit	109
Highway bars	183
Hopnel	
Dash pouches	20
Engine bar guards	183
King Cooler bag	40
Magnetic tank pouch	215
Horn covers	96
Hose finishers	175
Hose separators	175
Hot Cams	
Valve shim conversion kit	82

Hyperpro

Front fork spring kits	187
Rear shock springs	189

I

Ignition coils	90
Ignition wires	90
Illuminator modules	127
Indicator lights	110-117
Inner primary cover	84
iPhone mounts	212-213
Isolator modules	98

J

Jacket roll bag	32
Jagg	
Automatic oil cooler bypass valve service kit	174
Braided oil hoses	175
Frame clamps	174
Hose finishers	175
Hose separators	175
Hyperflow lifetime oil filter	173
Manual oil bypass valve	175
Miniature thermal switches	96
Oil hose upgrade kits	175
Universal oil coolers	174

Joker Machine

Clutch and brake levers	140
Floorboards	196
Footpegs	199

Joker Machine (CONT)

Front brake master cylinder cover	141
Master cylinder covers	171
Pulley covers	89
Rear turn signal adapters	123
Shift rods	88
Steering stem nut	184

JW Speaker

Adaptive LED headlights	101, 104
Fog lights	107
LED headlights	101-102, 104

K

K&N

Air filters	81
-------------	----

K&S

Fork/dust seals	89
Solderless wire connectors	100

Kellerman

Brake lights	110-112
Dayron lights	110
Flasher relays	126
i.Lash	126
Indicator lights	110-117
License plate light	133
Lighting mounting plates/accessories	111-112, 117
Lighting replacement parts	112, 114, 117
Power resistors	126
Reflector	133
Turn signals	110, 113

Khrome Werks

Header pipes	72
Mufflers	72

Klock Werks

Dynamat seat kit	61
Dynamat sound control fairing kits	211
Fairing vent screens	19
Fenders	190-191

Klock Werks (CONT)

Flare windshield demo display kits	210
Flare windshields	5
Floorboard mounting kit	197
Handlebar kits	134-135
Handlebars	134-135
iOadapt disc	213
iOmounts	213-214
iOskin	213
iOstand	214
Number plate kit	192
Radiator guard	83
Seat pan kits	61

Kuraykyn

Air cleaner	80
Aztec fuel cap	172
Backrest mount kit	65
Backrest	65
Brake pedal pads	198
Cam cover set	83
Chin fairing	184
Chrome driving light bezels	106
Clutch/brake levers	140
Cylinder base cover	83
Duffle bag	31
Fairing turn signal trim	20
Floorboard inserts	195
Floorboard mounts	197
Floorboards	195-196
Footpeg adapters	204
Footpeg mounts	204
Footpegs	199-202
Gauge cluster accents	181
Grips	142-143
Handlebar bag	32
Heel shift levers	198
Inner primary cover	84
Jacket roll bag	32
LED bulbs	130
License plate mounts	132
Luggage rack bags	28, 30
Master cylinder covers	171

Kuraykyn (CONT)

Mechanical cruise assist	147
Mid controls	198
Mirrors	155-156
Mount clamps for license plate holders	132
Oil cooler cover	172
Orbit headlight adapter kit	106
Passenger drink holders	209
Passenger pegs	204
Passing lamp adapter harness	129
Pet palace	29
Pigtails for LED turn signals	129
Primary cover cap	84
Primary covers	84
Raised mirror adapters	156
Rear fender strip lights	125
Rear oil panel accent	172
Roll bags	28, 30
Saddle shields	62
Saddlebag cooler bag	31
Saddlebag trim	43
Saddlebags	31
Shift levers	88
Shift/brake pegs	198-199, 201-202
Signal splitter modules	98
Sissy bar luggage rack	43
Sissy bar w/ pad	66
Starter cover	96
Stereo accent	181
Tail bags	28-30
Taillight top trim	125
Tappet block accent	83
Tie-down brackets	184
Toe rest cruise pegs	202
Transmission center cover	84
Trunk lid organizer	32
Turn signal and license plate mounts	132
Vantage headlight bezels	106
Windshield trim	20

L

LED accent light strip	125
LED bulbs	130
LED headlamps	103, 105
LED headlight capsules	105
LED headlights	101-102, 104
LED marker lights	125

Legend Suspension

Front end suspension systems	186
Shock absorbers	188
Lenses, turn signals	123
Levers	139-140
Levers, brake and clutch	139-140
License plate frames	131-133
License plate frames/mounts	131-133
License plate lights	133
License plate mounts	131-133
Lighting bezels	106
Lighting flashers/relays	126
Lighting mounting plates/accessories	111-112, 117
Lighting replacement parts	112, 114, 117
Lighting wiring	97-98

LIGHTING & LICENSE PLATES 101-133

Lindby

Highway bars	183
Link pipe	75

Los Angeles Choppers

Cable kits	159
Clutch cables	159
Handlebars	136
Brake cables	159

Luggage rack bags/tour trunk bags	28, 30, 34
Luggage racks	41-43

M

M10 adapter collar	180
--------------------	-----

Magnum

Brake line kits	169
Brake lines	169-170
Clutch cables	157
Manual oil bypass valve	175

Marker lights, LED	125
Master cylinder covers	141, 171
Mat, floor	210
Memphis Shades	
Batwing fairing	15
Batwing fairing mounting hardware	15-16
Batwing fairing windshields/ accessories	15-16
Bullet fairing mounting hardware	16
Café fairing	18
Café fairing mounting hardware	18
Gauntlet fairing	17
Gauntlet fairing mounting hardware	17
Handguards	147
Hot Wing	7
Lowers plastic	7
Road Warrior fairing mounting hardware	17
Side Wings	7
Sportshields	8-11
Windshield mounting hardware	9
Windshield/fairing storage bags	18
Windshields	5-6, 8-11
Micro indicators	179
Mid controls	198
Miniature thermal switches	96
Mirror adapters	156
Mirror hardware	150
Mirrors	148-156
Motherwell	
Luggage racks	42
Mirror screw kit	150
Mirrors	148-150
mo.Flash digital flasher	99
Position lights	119
Taillights/brake lights	119
Turn signals	118-119
Motorcycle covers	208
Mount clamps for license plate holders	132
Mounting brackets, turn signal	123

Mufflers	68
Mustang	
Fender bibs	62
Heated seats	57
Seats	57-59
Sissy bar pads	66

N

NAMZ

Handlebar wiring harness/extension	97
Headlight adapter harness	98
Heated grip extension harness	147
Rear red LED turn signals	123
Trailer isolator harness	182
Y-harness	98
Y-power adapter	98

Nelson-Rigg

Bottle holder	35
Compression bag	35
Covers	208
Pet carrier	33
Phone holders	215
Tail bag	34
Tour trunk bag	34
USA under seat bag attachment straps	35

NGK

Spark plugs	90
Number plate kit	192

O

O ₂ eliminators emission control regulatory information	4
--	---

ODI

Fusion alloy throttle tube	147
Grips	144
Oil cooler cover	172
Oil coolers	174
Oil filters	173
Oil filters, reusable	173
Oil hose upgrade kits	175
Oil hoses	175
Oil panel accent	172
Oil temperature sensor	179

OJ

Phone holders	215
On/off switches	97

Oxygen sensors emission control regulatory information	4
--	---

P

Passenger armrests	44
Passenger footpeg mounts	204
Passenger footpegs	204
Passing lamp adapter harness	129

Performance Machine

Air cleaners	80
Pet carriers	29, 33
Phone case	215
Phone holders	215
Phone mounts	213-214
Phone pouches	215
Pigtails for LED turn signals	129

Pingel

Driver floorboard spreaders	197
Electric shift kits	87
Shift peg extender	204

Pivoting handlebar risers	138
Plug wires	90
Plug wires, colored	90
POD-300 digital display	76
Polarity converters	128

Power Commander map select switch	76
Power Commanders	76-77
Power resistors	126
Pre-filters, air cleaner	79
Primary cover cap	84
Primary covers	84

Progressive Suspension

Fork lowering kits	187
Fork springs	187
Shock absorbers	188-189

PSR

Adjustable levers and sets	139
Pulley covers	89

Q

Quick disconnects	128
Quick shifters	87
Quick-detach receiver kits	44

R

Radiator guard	83
Radiator hose/clamp kit	83
RAM extension	212
Rear fender kit	193
Rear master cylinder covers	171
Rear shock mount covers	189
Rear shock springs	189
Rear stand hook kit	184
Rear turn signal adapters	123
Rearsets	194
Rectifier/regulators	90
Reflector	133

Rekluse

Clutch kits/discs	85
Derby covers	85
Relays, flasher	99
Remotes, gauge	178
Reusable oil filters	173

Rick's Motorsport

Rectifier/regulators	90
Rims	205-206

Rinehart Racing

Mufflers	70
Risers, handlebar, pivoting	138

Rivco

CANbus module	129
Driving light set	108
Hidden trailer hitch	182
Laydown license plate and double flag holder	209
LED replacement for H8 bulbs	130
Passenger armrests	44
Quick-detach receiver kits	44
Tour trunk relocation brackets	44
Trailer wiring sub-harness	182

Rocker switch	96
Roll bags	28

Rotors	160-162
--------	---------

Rox Speed FX

Pivoting handlebar risers	138
RPM pulse rectifier	180
Run/turn/brake modules	128
Running light modules	129
Running lights	110

S

S&S

Air cleaner covers	79
Air cleaner pre-filter	79
Air cleaners/kits	79
Air filters	81
Engine control manager switch	78
Exhaust end cap	71
Exhaust system	71
Mufflers	71
Saddle shields	62
Saddlebag cooler bags	31, 40
Saddlebag lights	124
Saddlebag liners	40
Saddlebag shelf sets	40
Saddlebag trim	43

SADDLEBAGS & LUGGAGE

21-44

Saddlebags	31, 36
------------	--------

Saddlemen

Backrest pads	50-51
Heated seats	50-51
Seat heaters	62
Seat screws	61
Seats	50-56

Samco Sport

Radiator hose/clamp kit	83
-------------------------	----

SBS

Brake pads	168
Brake rotors	162
Seat base/shell	60
Seat heat shield liner	61
Seat heaters	62
Seat pan kits	61
Seat screws	61

SEATS & SISSY BARS

45-66

Seats, heated	50-51, 57
Sensor, air temperature	179

Sensor, oil temperature	179
Shift levers	88, 198
Shift peg extender	204
Shift pegs	198-199, 201-202
Shift rods	88
Shift/brake pegs	198-199, 201-202

Shock absorbers	188-189
Shock mount covers	189
Shock springs	189

Show Chrome

Antenna	215
Beverage holder	209
Detachable backrests	65
Flagpole with flag and finial	209
Highway bar LED mini driving light kits	109
Highway bar light kit	109
Mini driving lights	109
MR16 LED replacement bulb	130
Passenger armrests	44
Red LED marker lights	125
Rocker switch	96
Tour trunk racks	43

Shrink tubes	100
--------------	-----

Side bag carriers/mounts	24
--------------------------	----

Side bags	23-24
-----------	-------

Signal modules	127
----------------	-----

Signal splitter modules	98
-------------------------	----

Sissy bar bags	31, 38-39
----------------	-----------

Sissy bar pads	66
----------------	----

Sissy bar side plates	66
-----------------------	----

Sissy bars	66
------------	----

Slip Streamer

Windshield application chart	14
Windshields	12-14

Slyfox

Floor mat	210
-----------	-----

Smartphone holders/mounts	212-213, 215
---------------------------	--------------

Spark plug wires	90
------------------	----

Spark plugs	90
-------------	----

Speed converters	180
------------------	-----

Speed sensor	180
--------------	-----

Speedometers	176-177
Springs, shock	189
Starter cover	96
Steering stem bearing kit	184
Steering stem nut	184
Stereo accent	181
Stickers	210
Sumax	
Spark plug wires, colored	90
Switch, rocker	96
SW-Motech	
Drybag 80	27
Drybag tail bags	27
GPS mount ball kit	212
GPS mount kits	211-212
Mirror extension	156
Phone case	215
RAM extension	212
Side bag carriers/mounts	24
Side bags	23-24
Stickers	210
Sysbags	22
Tail bags	21, 26-27
Tank bags	23, 25
Top case	21
Universal GoPro camera kit	211
Waterproof Sysbags	22
Waterproof tank bag	25
Sysbags	22

T

Tachometers	178
Tail bags	21, 26-30, 34, 37-39
Taillight top trim	125
Taillights	119
Tank bags	23, 37, 39

TANKS & OIL FILTERS 172-175

Tappet block accents	83
Thermal switches	96
Thermal switches, mini	96
Throttle tube	147
Tie-down brackets	184
Toe rest cruise pegs	202
Tool rolls	37
Top cases	21
Top yoke nut	138
Tour trunk relocation brackets	44
Trailer harnesses	182
Trailer hitch	182
Trailer hitch, hidden	182
Trailer wiring harnesses	182
Transmission cover	84

TRANSMISSION, CLUTCH LINE & DRIVELINE 84-89

Trask	
Exhaust systems	73
Handlebars	137
Mufflers	73
Powerflo air cleaner	81
Trunk lid organizer	32
TRW	
Brake pads	164-165
Turn signal adapters	123
Turn signal inserts	120, 122
Turn signal lenses	123
Turn signal mounting brackets	123
Turn signals	110, 112-113, 118-121, 123

TXT

Fenders	193
Rear fender kit	193
Seat base/shell	60
Seat	60

U

Universal GoPro camera kit	211
----------------------------	-----

USA under seat bag attachment straps	35
USB cables	95
USB chargers	95
USB power supply	94-95

V

Valve shim conversion kit	82
Vance & Hines	
Baffles	75
Fuelpak LCD	78

Venhill

Featherlight clutch cables	158
Voltmeter	179

W

Waterproof luggage	22, 25, 27
Wheel assemblies	207
Wheel hubs	206
Wheel rims	205-206

WHEELS & AXLES 205-207

Wideband CX dual channel AFR kit	77
Windshield display kits	210
Windshield lowers	7
Windshield mounting hardware	9
Windshield storage bags	18
Windshield trim	20

WINDSHIELDS & FAIRINGS 5-20

Wire connectors	99-100
Wiring adapter	128

Y

Yuasa

Batteries	93
Battery charger	94

ECE TYPE APPROVED

This logo symbolizes that the article conforms to applicable UN ECE regulations. Type approved means that a product meets a minimum set of regulatory, technical and safety requirements.



ECE R90 TYPE APPROVED

This logo symbolizes that the article conforms to applicable UN ECE R90 regulations. Type approved means that a product meets a minimum set of regulatory, technical and safety requirements.



PPE (Personal Protective Equipment)

This logo indicates the article's conformity with the Basic Health and Safety Requirements of Regulation (EU) 2016/425.



EC TYPE APPROVED

This logo symbolizes that the article conforms to applicable EU EC directives. Type approved means that a product meets a minimum set of regulatory, technical and safety requirements.



ABE

This logo symbolizes the article has been approved by KBA (German Federal Motor Transport Authority) for specific vehicle application.



PPE APPROVED

This logo indicates the article's conformity with the Essential Health and Safety Requirements of Regulation (EU) 2016/425 (non-motorcycle articles, e.g., Watercraft articles)



ECE 22.05

This logo symbolizes that a helmet has been tested and certified to ECE 22.05 Regulation.



ECE 22.06

This logo symbolizes that a helmet has been tested and certified to ECE 22.06 Regulation.



SOLD SECURE

The logo symbolizes that the lock is tested and approved according to Sold Secure (UK's testing and certification house for security products) standards for theft prevention.



CLASSE S.R.A.

The logo symbolizes that the anti-theft device is tested and approved according to the SRA (SÉCURITÉ et RÉPARATION AUTOMOBILES, France) rules for theft prevention. The classification in the "SRA classes" includes electronic protection systems (engine cut-off, alarm, etc.) and mechanical protection systems (U-locks, chains and disc locks).



ART

The ART quality mark symbolizes that the lock is independently tested according to the standard for two-wheeler theft prevention (MBT-04) and certified by the ART Foundation. The locks are rated according to a 5 stars category designation system based on the use of a lock (bicycle, E-bike, scooter, motorcycle, other). The more stars a lock has, the higher its preventive value and the better it protects against theft.



FORMULAS

DISPLACEMENT

Bore x bore x stroke x 1,5708 = Displacement in Cubic Inches

Bore x bore x stroke x 25,744019 = Displacement in Cubic Centimeters

Example: A stock 96" Twin Cam has a bore of 3,750" and a stroke of 4,375".

Formula: $3,750 \times 3,750 \times 4,375 \times 1,5708 = 96,64$ cubic inch

$3,750 \times 3,750 \times 4,375 \times 25,744019 = 1583,86\text{cc}$

COMPRESSION RATIO

Ratio = Cylinder displacement plus combustion chamber volume divided by combustion chamber volume.

Example: A 96" cubic inch Twin Cam has 794cc per cylinder. Combustion chamber volume is approximately 86cc.

Formula: $794 + 86 = 880 : 86 = 10,2:1$ Compression Ratio (CR)

Note: When calculating compression ratio, do not forget to include gasket thickness, valve pockets and ringlands in the piston. CC-ing the heads, filling them with fluid after heads have been installed, will give you accurate numbers.

HEAD/BASE GASKET VOLUME

Bore x bore x 12,87 x compressed gasket thickness = Gasket volume in cubic centimeters

Example: A head gasket has a thickness of 0,045"; bore is 3,750".

Formula: $3,750 \times 3,750 \times 12,87 \times 0,045 = 8,144\text{cc}$

AREA OF CIRCLE

The radius is the diameter of a circle divided in half.

Radius x radius x 3,1416 = Area of a circle

Example : A stock 96" Twin Cam has a bore of 3,750".

Formula: $1,875 \times 1,875 \times 3,1416 = 11,05$ Inch²

$47,63 \text{ mm} \times 47,63 \text{ mm} \times 3,1416 = 7127,09 \text{ mm}^2$ (71,271 cm²)

ELECTRICAL: AMPERAGE, WATT AND VOLTS

Understanding electrical current is important to prevent a meltdown within the electrical wiring of a motorcycle. It is useful to calculate what fuse you will need for a certain application.

Watt divided by Volt = Amp

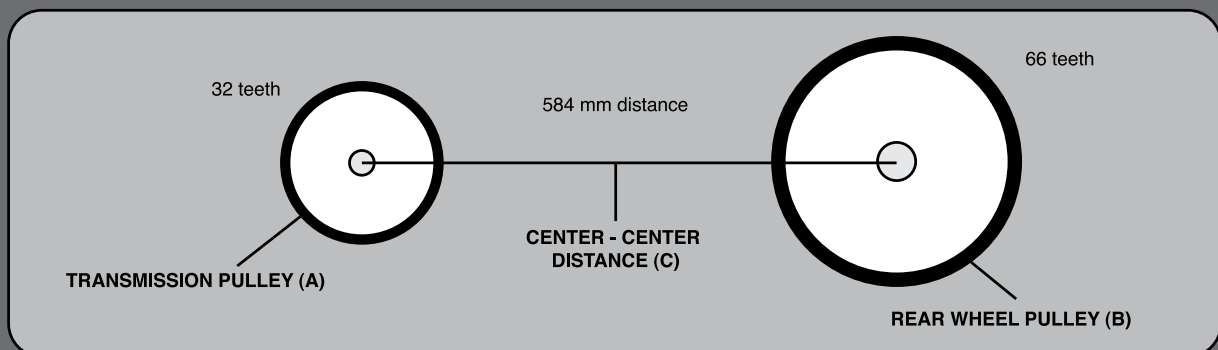
Amp multiplied by Volt = Watt

Watt divided by Amp = Volt



- THE 3-STEP BELT FORMULA -

How to find the correct belt



Formula

A = number of tooth transmission pulley
B = number of tooth rear wheel pulley
C = center to center distance between both pulleys

THE 3-STEP BELT FORMULA

Step 1) $\frac{(C \times 2)}{13,8} = D$

Step 2) $\frac{A + B}{2} = E$

Step 3) $D + E = \text{Number of teeth}$

Example

Transmission pulley has 32 tooth
 Rear wheel pulley has 66 tooth
 Center to center distance is 584 mm

Step 1) $\frac{584 \times 2}{13,8 (\text{belt pitch})} = 84,6$

Step 2) $\frac{32 + 66}{2} = 49$

Step 3) $84,6 + 49 = 133,6$ teeth
 This means you must use a 133 tooth belt, because 137 tooth is not manufactured



We Support The Sport®!

We are the #1 resource for powersports products. We support our dealers, vendors and fans at races, rallies, special events and showcases.

DEALER POLICIES

Please visit: www.partseurope.eu

CATALOG CONTENTS

We believe the contents and specifications of this catalog are correct. We assume no liability for errors in listings, specifications, part numbers, prices or model applications. We reserve the right to change specifications, product descriptions, product quality, pricing and application at any time without further notice and without further obligation. The reproduction of any material from this catalog is forbidden without our written approval.

iPad®, iPhone®, iPhoto®, iPod®, iPod classic®, iPod nano®, iPod shuffle®, iPod touch®, MacBook®, MacBook Air® and PowerBook® are registered trademarks of Apple Inc.

DuPont™ and Kevlar® are trademarks or registered trademarks of E.I. du Pont de Nemours and Company. Supplex® and Cordura® are registered trademarks

of Invista North America S.A.R.L. D30® is a registered trademark of Design Blue Limited. YKK® Vision® and AquaGuard® are registered trademarks of YKK Corporation.

All model designations and applications used herein are determined by the manufacturer as USA and/or European specific. Contact the individual manufacturer for additional international model information.

WARRANTIES AND GUARANTEES

We do not guarantee the items sold by us or warrant the merchantability or fitness of purpose. Manufacturers supply their own warranties and guarantees and most of them do not permit a wholesaler or distributor to make any adjustment, replace any part or accept for return or exchange any defective or unsatisfactory item. Please follow the guarantee instructions when provided by the manufacturer. Any damages arising from the design or manufacturing of any item are the sole responsibility of the manufacturer.



dragspecialties.eu

**PARTS
EUROPE**

partseurope.eu

Parts Europe GmbH

Conrad-Röntgen-Strasse 2

54332 Wasserliesch/Trier, Germany

Sales: +49 6501 9695-2000

Fax: +49 6501 9695-2650

Reception: +49 6501 9695-0

info@partseurope.eu

A DIVISION OF LEMANS CORPORATION

PO Box 5222, Janesville, WI 53547-5222 • 608-758-1111

COPYRIGHT 2022 • LeMans Corporation • ALL RIGHTS RESERVED

These materials may not be copied or reproduced in any manner without written permission of LeMans Corporation.

2023 PARTS & ACCESSORIES For Indian Motorcycles

Indian® is a registered trademark of Indian Motorcycle International, LLC



PRINTED
IN GERMANY
9901-3156



DRAG
Specialties

PARTS
EUROPE