

THOR® MX-25
THE NEXT GEN
7



THE NEXT GEN

MX-25

WELCOME TO THE NEXT GEN

The Next Gen of THOR has been set in motion to create a collaborative function, style, and vibe that transcends all the endemic brands in this saturated marketplace. Our mission is to push product performance limits past our riders' present expectations, to achieve a level of dominance over the competition that our customers will know and appreciate. Looking toward the future, our destiny is to help hard-charging athletes and everyday riders of the world to achieve their goals and live out their dreams. This is the Next Gen.



THOR® MX-25
THE NEXT GEN
↗

THE FUTURE
IS BRIGHT



SPORTMODE

THE NEXT GEN OF RACEWEAR

The peak of athletic performance.

Our SPORTMODE collection is an all new creation for those athletes striving for greatness and that coveted top step. A minimalistic approach lead us to reduced chassis panels and seams, allowing for a superior athletic fit with increased overall stretch and body contouring. Keeping weight low and durability high tops this SPORTMODE collection off, allowing today's rippers to handle business with unrestricted mobility for maximum performance and comfort.



Jersey Features:

- 4-way stretch poly / spandex chassis construction for unrestricted body mobility
- Tailored set-in-style sleeves
- Laser cut perforation vents for increased air flow
- Taped collar, cuff, and hem seams reduce weight and skin irritation
- Moisture wicking material properties keep the body cool and dry
- Sticky silicone printed drop tail to keep jersey in place
- Minimal seam chassis design for maximum stretch performance and comfort
- Athletic fit

Pant Features:

- **BRAVE / SD:** Durable 4-way stretch poly / spandex In-Motion chassis construction allows unrestricted body mobility
- **RIOT / STRIKE / ROGUE:** Durable 4-way stretch nylon In-Motion chassis construction allows unrestricted body mobility
- Taped interior sewn seams for extra durability with less skin irritation
- Minimal seam chassis design for maximum stretch performance and comfort
- Laser cut perforation vents for increased air flow
- TPU knee protection overlays
- **BRAVE / SD:** Moisture wicking material properties keep the body cool and dry
- Sticky silicone printed inner waist keeps jersey in place
- Zipper-less waist opening for maximum comfort with reduced weight
- Precision-fit, ratchet waist closure system
- Durable full grain leather inner knee grip panels
- Aramid fiber backing on the knee
- **RACE SPEC** sizing
- Athletic fit

THE NEXT GEN
OF RACEWEAR



THOR® MX-25
MEN'S SPORTMODE
↗

THE NEXT GEN
OF RACEWEAR



THOR® MX-25
SPORTMODE RIOT
7

FOR OUTDOOR
[AB]USE ONLY

SPORTMODE

R



BREAK


THE

O

T

SPORTMODE

On the edge of streetwear design and modern motocross culture lies the SPORTMODE Riot kit. Never complacent, never dull, never predictable, it's time to break the norm with graphic expectations, and the Riot kit is leading the charge.



NORM



ANTONIO CAIROLI
SPORTMODE RIOT
➤

SPORTMODE RIOT

Jersey sizes: S-3XL.

Pant sizes: 28-40.



BLACK/RED JERSEY

SIZE	S	M	L	XL	2XL	3XL
2910-	8118	8119	8120	8121	8122	8123

WHITE/ACID JERSEY

SIZE	S	M	L	XL	2XL	3XL
2910-	8124	8125	8126	8127	8128	8129



BLACK/RED PANT

SIZE	28	29	30	31	32	33	34	36	38	40
2901-	11713	11714	11715	11716	11717	11718	11719	11720	11721	11722

WHITE/ACID PANT


SIZE	28	29	30	31	32	33	34	36	38	40
2901-	11723	11724	11725	11726	11727	11728	11729	11730	11731	11732

THOR® MX-25
SPORTMODE SD
↗

FOR OUTDOOR
[AB]USE ONLY

JORGE PRADO
SPORTMODE SD
↗



NOTHIN' BUT

SD/CA

SPORTMODE
GOOD VIBES

Taking inspiration from our beloved hometown, the SPORTMODE SD kit features hues of pink, purple, orange, and blue combined with palm trees and hits of geometric design elements for a modern take on an instant classic. Keep the good vibes high on the track in the new SD kit.



SPORTMODE SD

Jersey sizes: S-3XL.
Pant sizes: 28-40.

THOR® MX-25



BLACK JERSEY

SIZE	S	M	L	XL	2XL	3XL
2910-	8112	8113	8114	8115	8116	8117



BLACK PANT

SIZE	28	29	30	31	32	33	34	36	38	40
2901-	11885	11886	11887	11888	11889	11890	11891	11892	11893	11894





JORGE PRADO
SPORTMODE SD
↗

SPORTMODE STRIKE

Jersey sizes: S-3XL.

Pant sizes: 28-40.



BLACK JERSEY

SIZE	S	M	L	XL	2XL	3XL
2910-	8100	8101	8102	8103	8104	8105

NAVY JERSEY

SIZE	S	M	L	XL	2XL	3XL
2910-	8106	8107	8108	8109	8110	8111



BLACK PANT

SIZE	28	29	30	31	32	33	34	36	38	40
2901-	11693	11694	11695	11696	11697	11698	11699	11700	11701	11702

NAVY PANT

SIZE	28	29	30	31	32	33	34	36	38	40
2901-	11703	11704	11705	11706	11707	11708	11709	11710	11711	11712



TOM VIALLE
SPORTMODE STRIKE
↗



COOPER WEBB
SPORTMODE BRAVE
7

SPORTMODE BRAVE

Jersey sizes: S-3XL.

Pant sizes: 28-40.



BLACK JERSEY

SIZE	S	M	L	XL	2XL	3XL
2910-	8088	8089	8090	8091	8092	8093

BLUE JERSEY

SIZE	S	M	L	XL	2XL	3XL
2910-	8094	8095	8096	8097	8098	8099



BLACK PANT

SIZE	28	29	30	31	32	33	34	36	38	40
2901-	11477	11478	11479	11480	11481	11482	11483	11484	11485	11486

BLUE PANT

SIZE	28	29	30	31	32	33	34	36	38	40
2901-	11487	11488	11489	11490	11491	11492	11493	11494	11495	11496



AARON PLESSINGER
SPORTMODE ROGUE
↗



SPORTMODE ROGUE

Jersey sizes: S-3XL.

Pant sizes: 28-40.



WHITE/ORANGE JERSEY

SIZE	S	M	L	XL	2XL	3XL
2910-	8199	8200	8201	8202	8203	8204



WHITE/ORANGE PANT

SIZE	28	29	30	31	32	33	34	36	38	40
2901-	11875	11876	11877	11878	11879	11880	11881	11882	11883	11884



LAUNCHMODE

SETTING THE STANDARD

Take your ride to the next level.

Launch into action in this all new collection designed to take the harsh punishment dished out by today's greatest athletes and set the standard to which all others are measured. Whether you are a weekend warrior out on the trails or lining up in the gate, the LAUNCHMODE collection has you covered.

Jersey Features:

- 4-way stretch Poly / Spandex chassis construction for unrestricted body mobility
- Raglan style sleeve design
- Mesh paneling in high heat zones for increased air flow
- Moisture wicking material properties keeps the body cool and dry
- Relaxed fit

Pant Features:

- Poly stretch and non-stretch chassis material construction for the comfort you want and durability you need
- Laser cut perforation vents for increased air flow
- Moisture wicking inner Poly mesh liner keeps the body cool and dry
- Mesh paneling at lower legs for body heat to escape
- Sticky silicone printed inner waist keeps jersey in place
- Precision-fit, ratchet waist closure system with additional side hip adjusters
- Durable full grain leather inner knee grip panels
- Relaxed fit



MARC-ANTOINE ROSSI
LAUNCHMODE FORGE
➤

LAUNCHMODE FORGE

Jersey sizes: S-3XL.

Pant sizes: 28-44.



BLUE JERSEY

SIZE	S	M	L	XL	2XL	3XL
2910-	8205	8206	8207	8208	8209	8212

RED JERSEY

SIZE	S	M	L	XL	2XL	3XL
2910-	8213	8214	8215	8216	8217	8218



BLUE PANT

SIZE	28	30	32	34	36	38	40	42	44
2901-	11850	11851	11852	11853	11854	11855	11856	11857	11858

RED PANT

SIZE	28	30	32	34	36	38	40	42	44
2901-	11859	11860	11861	11862	11863	11864	11865	11866	11867

LAUNCHMODE STORM

Jersey sizes: S-3XL.

Pant sizes: 28-44.



BLACK JERSEY

SIZE	S	M	L	XL	2XL	3XL
2910-	8225	8226	8227	8228	8229	8230

WHITE JERSEY

SIZE	S	M	L	XL	2XL	3XL
2910-	8231	8232	8233	8234	8235	8236



BLACK PANT

SIZE	28	30	32	34	36	38	40	42	44
2901-	11932	11933	11934	11935	11936	11937	11938	11939	11940

WHITE PANT

SIZE	28	30	32	34	36	38	40	42	44
2901-	11941	11942	11943	11944	11945	11946	11947	11948	11949

LAUNCHMODE ZONE

Jersey sizes: S-3XL.

Pant sizes: 28-44.



BLUE JERSEY

SIZE	S	M	L	XL	2XL	3XL
2910-	8237	8238	8239	8241	8242	8243

SAND JERSEY

SIZE	S	M	L	XL	2XL	3XL
2910-	8244	8245	8246	8247	8248	8249



BLUE PANT

SIZE	28	30	32	34	36	38	40	42	44
2901-	11904	11905	11906	11907	11908	11909	11910	11911	11912

SAND PANT

SIZE	28	30	32	34	36	38	40	42	44
2901-	11913	11914	11915	11916	11917	11918	11919	11920	11921



PAULS JONASS
LAUNCHMODE BRAVE
↗



LAUNCHMODE BRAVE

Jersey sizes: S-3XL.

Pant sizes: 28-44.



BLACK/GRAY JERSEY

SIZE	S	M	L	XL	2XL	3XL
2910-	8219	8220	8221	8222	8223	8224



BLACK/GRAY PANT

SIZE	28	30	32	34	36	38	40	42	44
2901-	11895	11896	11897	11898	11899	11900	11901	11902	11903



MAX ANSTIE
LAUNCHMODE VENTED RAID
➤

LAUNCHMODE VENTED RAID

Jersey sizes: S-3XL.


Pant sizes: 28-40.

Jersey Features:

- 4-way stretch Poly / Spandex vented chassis construction for unrestricted body mobility and air flow
- Raglan style sleeve design
- Moisture wicking material properties keeps the body cool and dry
- Relaxed fit

Pant Features:

- Poly stretch and non-stretch chassis material construction for the comfort you want and durability you need
- Vented material panels for increased air flow
- Moisture wicking inner Poly mesh liner keeps the body cool and dry
- Mesh paneling at lower legs for body heat to escape
- Sticky silicone printed inner waist keeps jersey in place
- Precision-fit, ratchet waist closer system with additional side hip adjusters
- Durable full grain leather inner knee grip panels
- Relaxed fit



WHITE/GRAY JERSEY

SIZE	S	M	L	XL	2XL	3XL
2910-	8250	8251	8252	8253	8254	8255



WHITE/GRAY PANT

SIZE	28	30	32	34	36	38	40
2901-	11868	11869	11870	11871	11872	11873	11874

THOR® MX-25
MEN'S SECTOR
↗

ENTRY LEVEL
PERFORMANCE

SECTOR

SECTOR

SIMPLE + STRAIGHT- FORWARD

Entry level performance.

Keeping things simple and affordable is what the Sector collection is all about. Durability and style at a value that keeps you out on the track and enjoying the ride.

Jersey Features:

- Hybrid style sleeves for optimal mobility
- Moisture wicking material keeps you dry
- No-fade sublimated graphics
- Heat transfer neck label
- Drop tail design helps keep jersey tucked in

Pant Features:

- Integrated stretch panels enhance rider mobility
- Pre-curved shape for maximum comfort
- Durable stitching throughout
- Abrasion tolerant materials
- Ratchet closure
- Athletic mesh liner

SECTOR DIGI CAMO

Jersey sizes: S-4XL.
Pant sizes: 28-46.



BLACK/CAMO JERSEY

SIZE	S	M	L	XL	2XL	3XL	4XL
2910-	7566	7567	7568	7569	7570	7571	7572

FOREST GREEN/CAMO JERSEY

SIZE	S	M	L	XL	2XL	3XL	4XL
2910-	7573	7574	7575	7576	7577	7578	7579



BLACK/CAMO PANT

SIZE	28	30	32	34	36	38
2901-	11027	11028	11029	11030	11031	11032
SIZE	40	42	44	46		
2901-	11033	11034	11035	11036		

FOREST GREEN/CAMO PANT

SIZE	28	30	32	34	36	38
2901-	11038	11039	11040	11041	11042	11043
SIZE	40	42	44	46		
2901-	11044	11045	11046	11047		

SECTOR MINIMAL

Jersey sizes: S-4XL.

Pant sizes: 28-48 (Navy sizes: 28-38).



RED JERSEY

SIZE	S	M	L	XL
2910-	6431	6432	6433	6434
SIZE	2XL	3XL	4XL	
2910-	6435	6436	6437	

BLACK JERSEY

SIZE	S	M	L	XL
2910-	6424	6425	6426	6427
SIZE	2XL	3XL	4XL	
2910-	6428	6429	6430	

NAVY JERSEY

SIZE	S	M	L	XL
2910-	6438	6439	6440	6441
SIZE	2XL	3XL	4XL	
2910-	6442	6443	6444	



RED PANT

SIZE	28	30	32	34	36	38
2901-	9305	9306	9307	9308	9309	9310
SIZE	40	42	44	46	48	
2901-	9311	9312	9313	9314	9315	

BLACK PANT

SIZE	28	30	32	34	36	38
2901-	9294	9295	9296	9297	9298	9299
SIZE	40	42	44	46	48	
2901-	9300	9301	9302	9303	9304	

NAVY PANT

SIZE	28	30	32	34	36	38
2901-	9316	9317	9318	9319	9320	9321

SECTOR CHECKER

Jersey sizes: S-4XL.
Pant sizes: 28-48.



CHARCOAL/ACID JERSEY

SIZE	S	M	L	XL	2XL	3XL	4XL
2910-	7594	7595	7596	7597	7598	7599	7600



NAVY/RED JERSEY

SIZE	S	M	L	XL	2XL	3XL	4XL
2910-	7603	7604	7605	7606	7607	7608	7609



CHARCOAL/ACID PANT

SIZE	28	30	32	34	36	38
2901-	11005	11006	11007	11008	11009	11010
SIZE	40	42	44	46	48	
2901-	11011	11012	11013	11014	11015	



NAVY/RED PANT

SIZE	28	30	32	34	36	38
2901-	11016	11017	11018	11019	11020	11021
SIZE	40	42	44	46	48	
2901-	11022	11023	11024	11025	11026	

SECTOR CHECKER

Jersey sizes: S-4XL (Charcoal/Orange sizes S-3XL).

Pant sizes: 28-48 (Charcoal/Orange sizes 28-42).



BLACK/GRAY JERSEY

SIZE	S	M	L	XL	2XL	3XL	4XL
2910-	7580	7581	7582	7583	7584	7585	7586



CHARCOAL/ORANGE JERSEY

SIZE	S	M	L	XL	2XL	3XL
2910-	7587	7588	7589	7590	7591	7592



BLACK/GRAY PANT

SIZE	28	30	32	34	36	38
2901-	10983	10984	10985	10986	10987	10988
SIZE	40	42	44	46	48	
2901-	10989	10990	10991	10992	10993	



CHARCOAL/ORANGE PANT

SIZE	28	30	32	34	36	38
2901-	10994	10995	10996	10997	10998	10999
SIZE	40	42				
2901-	11000	11001				

MX-25 GLOVES

TOTAL CONTROL

It all starts with the hands.

Control all starts with the hands. No matter what your glove preference is - minimalist and flexible, to maximum coverage and padding, we've got you covered.





MIKKEL HAARUP
SPORTMODE ICON GLOVE
7

THOR

SPORTMODE GLOVE

Sizes: XS-2XL.

At the highest levels of racing, control, comfort and feel are imperative. Our SPORTMODE glove is an all-new construction, based on countless hours of practice track and race day testing to ensure the fit and function that our elite team of global athletes can trust. Based on a chassis with minimal seams, a flexible backhand and Clarino® palm to ensure accurate grip contact, the new SPORTMODE glove is ready to perform for the world's best athletes.

Features:

- 4-way stretch Poly / Spandex chassis
- Construction for unrestricted mobility
- Soft Clarino® palm material for unmatched comfort
- Secure hook and loop wrist closure
- Taped cu. hem for reduced skin irritation
- Moisture wicking material properties keep the hands cool and dry
- Sticky silicone printed fingertips for improved lever control
- Minimal seam chassis design for maximum stretch performance and comfort
- Finger data stitching for ease in mobile device navigation
- Athletic fit

FEEL



COVERAGE



ICONIC BLUE

SIZE	XS	S	M	L	XL	2XL
3330-	8006	8007	8008	8009	8010	8011

ICONIC RED

SIZE	XS	S	M	L	XL	2XL
3330-	8012	8013	8014	8015	8016	8017

ICONIC BLACK

SIZE	XS	S	M	L	XL	2XL
3330-	8000	8001	8002	8003	8004	8005



RIOT BLACK

SIZE	XS	S	M	L	XL	2XL
3330-	8018	8019	8020	8021	8022	8023

RIOT ACID

SIZE	XS	S	M	L	XL	2XL
3330-	8024	8025	8026	8027	8028	8029



JORGE PRADO
SPORTMODE SD GLOVE
↗



X-RAYBLACK

SIZE	XS	S	M	L	XL	2XL
3330-	8036	8037	8038	8039	8040	8041



SD BLACK

SIZE	XS	S	M	L	XL	2XL
3330-	8030	8031	8032	8033	8034	8035

SPORTMODE VENTED GLOVE

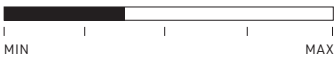
Sizes: XS-2XL.

When the racetrack heats up, breathability is a must to ensure comfort and maintain performance. The new SPORTMODE Vented glove features the same chassis layout as the standard SPORTMODE, with minimal seams and Clarino® palm for accurate grip contact, while also hosting an all-new flexible backhand material enhanced with laser-cut perforations to allow the airflow that racing intensity requires.

FEEL



COVERAGE



Features:

- 4-way stretch Poly / Spandex chassis construction for unrestricted mobility
- Soft perforated Clarino® palm material for unmatched comfort and breathability
- Laser cut perforation vents at top hand for increased air flow
- Secure hook and loop wrist closure
- Taped cuff hem for reduced skin irritation
- Moisture wicking material properties keep the hands cool and dry
- Sticky silicone printed fingertips for improved lever control
- Minimal seam chassis design for maximum stretch performance and comfort
- Finger data stitching for ease in mobile device navigation
- Athletic fit



WHITE

SIZE	XS	S	M	L	XL	2XL
3330-	8127	8128	8129	8130	8131	8132



ORANGE

SIZE	XS	S	M	L	XL	2XL
3330-	8121	8122	8123	8124	8125	8126

SECTOR GLOVE

Sizes: XS-2XL.

The Sector glove is designed to provide all-day comfort and functionality. These lightweight gloves have unmatched flex and ventilation at an incredible price.

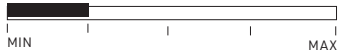
Features:

- Fitted stretch backhand panel for lightweight comfort
- Notched wrist opening provides quick entry
- Hook and loop closure system
- Perforated palm keeps hands cool
- 4-way stretch finger gussets
- Silicone treated fingertips
- Wrapped thumb and gripping points

FEEL



COVERAGE



RED/WHITE

SIZE	XS	S	M	L	XL	2XL
3330-	7267	7268	7269	7270	7271	7272



GRAY/WHITE

SIZE	XS	S	M	L	XL	2XL
3330-	7273	7274	7275	7276	7277	7278

BLACK/GRAY

SIZE	XS	S	M	L	XL	2XL
3330-	7249	7250	7251	7252	7253	7254

SPECTRUM GLOVE

Sizes: XS-2XL (Black available in XS-5XL).

The Spectrum is the perfect do-it-all glove for wherever your ride takes you. Strategically placed TPR's and molded foam inserts are designed for optimal backhand coverage and the mesh backhand and perforated palm delivers premium air flow for cool, dry hands all moto long.

FEEL



COVERAGE



Features:

- Molded bio-foam wrist and backhand provides optimal comfort
- Lightly padded palm provides a comfortable grip
- Mesh backhand and perforated palm keep hands cool throughout
- Hook and loop wrist closure system
- Wrapped thumb and gripping points for added durability
- Touch screen compatible palm and finger material
- Direct inject TPR elements on top hand and finger



BLACK/ACID

SIZE	XS	S	M	L	XL	2XL
3330-	6849	6850	6851	6852	6853	6854



GRAY/BLACK/MINT

SIZE	XS	S	M	L	XL	2XL
3330-	6825	6826	6827	6828	6829	6830

BLUE/NAVY

SIZE	XS	S	M	L	XL	2XL
3330-	6831	6832	6833	6834	6835	6836



RED/WHITE

SIZE	XS	S	M	L	XL	2XL
3330-	6837	6838	6839	6840	6841	6842



ORANGE/BLACK

SIZE	XS	S	M	L	XL	2XL
3330-	6843	6844	6845	6846	6847	6848



BLACK

SIZE	XS	S	M	L	XL	2XL	3XL	4XL	5XL
3330-	6818	6819	6820	6821	6822	6823	6824	7375	7376

SPECTRUM COLD WEATHER GLOVE

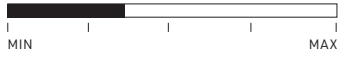
Sizes: XS-2XL.

The Spectrum Cold Weather glove is the go to glove for those chilly days on the track. A fleece-lined polyester backhand for insulation and warmth combined with a lightly padded palm provides warmth and comfort when weather conditions aren't ideal.

Features:

- Fleece-lined Polyester backhand for insulation and warmth
- Easy entry, notched wrist opening
- Hook and loop wrist closure system
- Wrapped thumb and gripping points for added durability
- Touch screen compatible palm and finger material

FEEL



COVERAGE



ORANGE/BLACK

SIZE	XS	S	M	L	XL	2XL
3330-	6746	6747	6748	6749	6750	6751



BLACK/CHARCOAL

SIZE	XS	S	M	L	XL	2XL
3330-	6752	6753	6754	6755	6756	6757

BLACK/ACID

SIZE	XS	S	M	L	XL	2XL
3330-	7243	7244	7245	7246	7247	7248



RED/WHITE

SIZE	XS	S	M	L	XL	2XL
3330-	6758	6759	6760	6761	6762	6763

THOR
MX-25



OFF-ROAD

EXPLORE MORE

Our Terrain Gear collection is as rugged as it is versatile. Each product is purpose built to take on the elements while providing performance and solid durability. Whether you're carving virgin single track, or taking to the open desert, our Terrain Gear is up to the task.





TERRAIN JACKET

Jacket sizes: M-3XL.

Features:

- Rip-stop, abrasion resistant paneling on sleeves and shoulders
- Three high-volume zippered pockets for trail essentials
- Strategically placed zippered intake and exhaust vents
- Dura-motion paneling provides flexibility without compromising durability
- Taped zippers, DWR coating and Hipora membrane for increased water resistance
- Zip-off sleeves with rear storage compartment
- Jacket packs easily into belt for storage while riding
- Reflective accents for increased visibility
- Moisture wicking athletic mesh liner
- Soft touch collar



ARMY/CHARCOAL

SIZE	M	L	XL	2XL	3XL
2920-	0703	0704	0705	0706	0707



BLACK/CHARCOAL

SIZE	M	L	XL	2XL	3XL
2920-	0698	0699	0700	0701	0702

TERRAIN OTB PANT

Sizes: 28-48.

Features:

- Over-the-boot construction
- Rip-stop, abrasion resistant paneling in high-wear areas
- Durable stitching throughout
- Full grain leather panels located inside of knees for optimal grip and durability
- Two high-volume pockets with waterproof zippers
- Internal hip pocket
- Strategically placed intake vents with waterproof zippers
- Dura-motion paneling provides flexibility without compromising durability
- Double-lock front closure system
- Dual side cinches allow for precise waist adjustment
- Taped zippers, DWR coating and Hipora membrane for increased water resistance
- Mesh comfort liner
- YKK zippers



BLACK/CHARCOAL

SIZE	28	30	32	34	36	38
2901-	10440	10441	10442	10443	10444	10445
SIZE	40	42	44	46	48	
2901-	10446	10447	10448	10449	10450	

ARMY/CHARCOAL

SIZE	28	30	32	34	36	38
2901-	10451	10452	10453	10454	10455	10456
SIZE	40	42	44	46	48	
2901-	10457	10458	10459	10460	10461	

TERRAIN ITB PANT

Sizes: 28-48.

Features:

- In-the-boot construction
- Rip-stop, abrasion resistant paneling in high-wear areas
- Durable stitching throughout
- Full grain leather panels located inside of knees for optimal grip and durability
- Two high-volume pockets with waterproof zippers
- Internal hip pocket
- Strategically placed intake vents with waterproof zippers
- Dura-motion paneling provides flexibility without compromising durability
- Double-lock front closure system
- Dual side cinches allow for precise waist adjustment
- Taped zippers, DWR coating and Hipora membrane for increased water resistance
- Mesh comfort liner
- YKK zippers



BLACK/CHARCOAL

SIZE	28	30	32	34	36	38
2901-	10418	10419	10420	10421	10422	10423
SIZE	40	42	44	46	48	
2901-	10424	10425	10426	10427	10428	

ARMY/CHARCOAL

SIZE	28	30	32	34	36	38
2901-	10429	10430	10431	10432	10433	10434
SIZE	40	42	44	46	48	
2901-	10435	10436	10437	10438	10439	

TERRAIN JERSEY

Jersey sizes: S-3XL.

Features:

- Four-way stretch, abrasion resistant sleeves
- Vented side panels promote air flow
- Moisture wicking main body fabric
- Reflective graphics for increased visibility
- Performance raglan style sleeve
- Four-way stretch collar



BLACK/CHARCOAL

SIZE	S	M	L	XL	2XL	3XL
2910-	7160	7161	7162	7163	7164	7165

ARMY/CHARCOAL

SIZE	S	M	L	XL	2XL	3XL
2910-	7166	7167	7168	7169	7170	7171

TERRAIN GLOVE

Sizes: XS-2XL.

Features:

- TPR knuckles and layered backhand panels
- Touch screen compatible
- Mesh and Airprene construction for optimal airflow
- Notched wrist opening
- Stretch mesh flex joints on fingers
- Silicone treated finger tips
- Hook and loop wrist closure
- Touch screen compatible palm material



BLACK/CHARCOAL

SIZE	XS	S	M	L	XL	2XL
3330-	7279	7280	7281	7282	7283	7284

ARMY/CHARCOAL

SIZE	XS	S	M	L	XL	2XL
3330-	7285	7286	7287	7288	7289	7290

PACK JACKET

Sizes: M-3XL.

Features:

- Jacket packs easily into pouch with belt for storage while riding
- Rear exhaust vents allow hot air to escape
- Soft dimple mesh lined collar for comfort
- Front and rear storage pockets
- Water resistant laminate shell with taped seams and water resistant zippers
- Adjustable drawstring waist closure
- Elastic cuffs



ARMY

SIZE	M	L	XL	2XL	3XL
2920-	0688	0689	0690	0691	0692



BLACK

SIZE	M	L	XL	2XL	3XL
2920-	0693	0694	0695	0696	0697

WARM UP JACKET

Sizes: M-3XL.

Features:

- Waist cinch system with barrel lock
- YKK zippers
- Soft touch collar
- Athletic fit
- Zippered pockets
- Athletic mesh liner
- In-Motion fabric construction



BLACK

SIZE	S	M	L	XL	2XL	3XL
2920-	0672	0673	0674	0675	0676	0677

RAIN JACKET

Sizes: M-3XL.

Features:

- Raglan sleeves with underarm
- mesh panels for ventilation
- Rear exhaust vents allow hot air to escape
- Elastic binding at collar, cuffs and waist
- Waterproof zipper



ARMY

SIZE	M	L	XL	2XL	3XL
2854-	0327	0328	0329	0330	0331

EXCEL COAT

OSFM.

Features:

- Raglan sleeves with underarm mesh panels
- Front cargo flap pockets
- Rear exhaust vents allow hot air to escape
- Zipper and button snap closures
- Drawstring hood
- One size fits most



BLACK

SIZE	O/S
2854-	0257

RAIN SUIT

Sizes: M-3XL.

Features:

- Thermal welded seams
- Reflective THOR branding
- Zipper and button snap closures
- Elastic waistband
- Hood cinch
- Built-in hood visor
- Ventilation ports



BLACK

SIZE	M	L	XL	2XL	3XL
2851-	0464	0465	0466	0467	0468

SECTOR 2 HELMET

Sizes: XS-2XL.

Features:

- Dual density EPS liner features extensive venting
- Injection molded polycarbonate/ABS shell
- Fully adjustable vented visor to reduce lift
- Removable/washable moisture wicking liner
- Flexible rubber nose piece
- Hi-flow mouth vent with filter for air intake
- Rear shell shape easily repositions the goggle strap
- DOT and ECE 22.06 approved

DOT+ECE
APPROVED

ECE R22.06



CARVE WHITE/BLUE

SIZE	S	M	L	XL	2XL	GLOSS FINISH
0110-	8130	8131	8132	8133	8134	



CARVE RED/WHITE

SIZE	XS	S	M	L	XL	2XL	GLOSS FINISH
0110-	8105	8106	8107	8108	8109	8110	



CARVE BLACK/WHITE


SIZE	XS	S	M	L	XL	2XL	GLOSS FINISH
0110-	8113	8114	8115	8116	8117	8118	



CARVE BLACK/ACID

SIZE	M	L	XL	2XL	
0110-	8099	8100	8101	8102	 GLOSS FINISH

CARVE CHARCOAL/ORANGE

SIZE	S	M	L	XL	
0110-	8122	8123	8124	8125	 GLOSS FINISH



SECTOR 2 HELMET


Sizes: XS-2XL.

DOT+ECE
APPROVED

ECE R22.06




COMBAT MIDNIGHT/ORANGE

SIZE	XS	S	M	L	XL	2XL	
0110-	8137	8138	8139	8140	8141	8142	 MATTE FINISH




COMBAT ARMY/BLACK

SIZE	XS	S	M	L	XL	2XL	
0110-	8145	8146	8147	8148	8149	8150	 MATTE FINISH



SOLID BLACKOUT

SIZE	XS	S	M	L	XL	2XL	
0110-	8153	8154	8155	8156	8157	8158	 MATTE FINISH



THOR

ACTIVATE GOGGLE

OSFM.

Features:

- Outrigger frame design ensures precise goggle fit and placement
- FOV+ (Field of Vision Plus) design for enhanced peripheral vision
- Adjustable 45mm strap with silicone print provides secure placement
- Die cut polycarbonate lens with mirrored tint and UV protection
- Anti-fog and scratch resistant lens coating for optical clarity
- Integrated removable nose guard
- Molded intake ports for ventilation and fog resistance
- Triple-layer face foam optimizes moisture management and comfort
- Debossed face fleece design promotes sweat dissipation
- Injection molded frame
- Triple post tear-off system
- Goggle and lens tested and certified to European Standard EN 1938:2010



ACID/BLACK (MIRROR LIME LENS)
2601-2791



NAVY/WHITE (MIRROR IRRIDIUM LENS)
2601-2793



TEAL/CHARCOAL (MIRROR SMOKE LENS)
2601-2796



RED/WHITE (MIRROR IRRIDIUM LENS)
2601-2792



BLACK/RED (MIRROR IRRIDIUM LENS)
2601-2794



BLUE/WHITE (MIRROR BLUE LENS)
2601-2795

ACTIVATE & REGIMENT GOGGLE LENSES AND TEAR-OFFS



TEAR OFFS:
CLEAR (10 PACK)
2602-1038

LAMINATED (14 PACK)
2602-1039



MIRROR
2602-0878



MIRROR BLUE
2602-0879



IRIDIUM
2602-0880



MIRROR LIME
2602-0881



CLEAR
2602-0876



SMOKE
2602-0877



YELLOW
2602-0965



BLUE
2602-0966

REGIMENT GOGGLE

OSFM.

Features:

- FOV+ (Field of Vision Plus) design for enhanced peripheral vision
- Adjustable 45mm strap with silicone print provides secure placement
- Die cut polycarbonate lens with tinted lens in select models
- Anti-fog and scratch resistant lens coating for optical clarity
- Molded intake ports for ventilation and fog resistance
- Triple layer face foam for moisture management and comfort
- Injection molded frame
- Dual post tear off system
- Goggle and lens tested and certified to European Standard EN 1938:2010



RED/WHITE/BLUE (BLUE LENS)
2601-2967



BLACK/GRAY (SMOKE LENS)
2601-2797



BLUE/NAVY (BLUE LENS)
2601-2799



CAMO/BLACK (SMOKE LENS)
2601-2966



ACID/BLACK (YELLOW LENS)
2601-2798



FLO ORANGE/BLACK (CLEAR LENS)
2601-2802



LIME/BLACK (SMOKE LENS)
2601-2965



RED/BLACK (CLEAR LENS)
2601-2800



WHITE/BLACK (CLEAR LENS)
2601-2801



FLO PINK/BLACK (SMOKE LENS)
2601-2803

REGIMENT & ACTIVATE GOGGLE LENSES AND TEAR-OFFS



MIRROR
2602-0878



MIRROR BLUE
2602-0879



IRIDIUM
2602-0880



MIRROR LIME
2602-0881



CLEAR
2602-0876



SMOKE
2602-0877



YELLOW
2602-0965



BLUE
2602-0966



TEAR OFFS: CLEAR (10 PACK)
2602-1038

LAMINATED (14 PACK)
2602-1039

REGIMENT STORM GOGGLE

OSFM.



STORM BLACK (CLEAR LENS)
2601-2970

Features:

- Integrated 45mm roll-off system provides optical clarity in the most demanding conditions
- Dimpled lens prevents moisture build-up between film and lens
- Anti-fog and scratch resistant lens coating for optical clarity
- Removable mud flap component
- Spare roll-off film and spare tinted lens with tear-off posts included in box
- FOV+ (Field of Vision Plus) design for enhanced peripheral vision
- Adjustable 45mm strap with silicone print provides secure placement
- Molded intake ports for ventilation and fog resistance
- Triple layer face foam for moisture management and comfort
- Injection molded frame
- Goggle and replacement lens tested and certified to European Standard EN 1938:2010



REGIMENT STORM TOTAL VISION SYSTEM



TOTAL VISION SYSTEM (CLEAR LENS)
2602-0968



MUD FLAPS
2602-0970



ROLL OFF FILM 6 PACK
2602-0969



CLEAR REPLACEMENT LENS
2602-0967

COMBAT GOGGLE

OSFM.

Features:

- Drilled frame ports for increased ventilation and fog resistance
- Combat Sand features sand resistant high-density foam
- Anti-fog, scratch resistant lens with UV protection
- Dual post tear-off system ready (Tear-off packs available)
- Single layer 12mm face foam for secure seal
- Adjustable woven strap with silicone grip for secure fit
- Plush goggle bag included for safe storage
- Supports Total Vision System (Sold separately)
- Tested and certified according to European Standard EN 1938:2010



RACER RED/WHITE
2601-2709



RACER BLACK/WHITE
2601-2701



RACER WHITE/BLACK
2601-2702



RACER BLUE/BLACK
2601-2703



RACER BLUE/WHITE
2601-2708



RACER FLO ORANGE/BLACK
2601-2705



RACER RED/BLACK
2601-2704



RACER FLO ACID/BLACK
2601-2706



RACER FLO PINK/BLACK
2601-2707

COMBAT & COMBAT SAND GOGGLE LENSES AND TEAR-OFFS



CLEAR
2602-0589



BLUE
2602-0590



YELLOW
2602-0591



SMOKE
2602-0592



MIRRORED
2602-0593



MIRROR/LIME
2602-0594



IRIDIUM
2602-0595



TEAR-OFFS:
CLEAR (10 PACK)
2602-0612

LAMINATED (14 PACK)
2602-0613

COMBAT SAND GOGGLE

OSFM.

Features:

- Sand resistant high-density foam prevents fine particles from entering
- Drilled frame ports for increased ventilation and fog resistance
- Anti-fog, scratch resistant lens with UV protection
- Tinted Smoke lens mounted (Replacement lenses available)
- Dual post tear-off system ready (Tear-off packs available)
- Single layer 12mm face foam for secure seal
- Adjustable woven strap with silicone grip for secure fit
- Plush goggle bag included for safe storage
- Supports Total Vision System (Sold separately)
- Tested and certified according to European Standard EN 1938:2010



SAND RACER GRAY/BLACK
2601-2694



SAND RACER BLACK/GRAY
2601-2693



SAND RACER BLUE/GRAY
2601-2695



SAND RACER RED/GRAY
2601-2697



SAND RACER FLO ORANGE/GRAY
2601-2696



SAND RACER FLO ORANGE/BLACK
2601-2699



SAND RACER FLO PINK/GRAY
2601-2698



SAND RACER FLO PINK/BLACK
2601-2700

COMBAT & COMBAT SAND TOTAL VISION SYSTEM



CLEAR
2602-0719



MUD FLAPS
2602-0720



AMMO 6 PACK
2602-0329



REPLACEMENT LENS
2602-0721

THOR



SAFETY WARNING:

Riding a motorcycle is a dangerous activity. When riding, always wear a helmet, eye protection and protective clothing. There is no assurance that serious injury or death can be avoided even if you wear the product shown in this catalog and take all the precautions to avoid every risk. Please ensure that your THOR products fit properly. Improperly fitting products can impair your ability to control your motorcycle.

MX-25

NEXT LEVEL COVERAGE

With such varied environments to enjoy your ride, not all protection is created equal. For the track and race-oriented set, our Sentinel pieces offer low-profile coverage with maximum ventilation to keep riders cool. If adventure is what you seek, our Sentry jackets are readily equipped with certified impact pads in key placements, wrapped in either a soft or hard-shell version. Support at every level, we've got you covered.





+ PRESS-FIT
MOLDED AND
VENTILATED
COMFORT
LINER SYSTEM



+ ABUNDANTLY
PLACED
VENTILATION
PORTS FOR
MAXIMUM COOLING



+ BACK PROTECTOR
TESTED AND CERTIFIED
ACCORDING TO EUROPEAN
STANDARD EN 1621-
2:2014. LEVEL 1.

SENTINEL PRO

Sizes: XS/S, M/L, XL/2XL.

- Features:

- Lightweight low-profile front and back panel design
- Press-Fit molded and ventilated comfort liner system
- Abundantly placed ventilation ports for maximum cooling
- Adjustable elastic closure with ratcheting buckle
- Adjustable shoulder straps and adjustable/removable shoulder pads allow rider custom fit and feel
- Impact foam positioned at chest and back
- Chest protector tested and certified according to European Standard EN 1621-3:2018. Level 1.
- Back protector tested and certified according to European Standard EN 1621-2:2014. Level 1.



BLACK

SIZE	XS/S	M/L	XL/2XL
2701-	1301	1303	1304



RED

SIZE	XS/S	M/L	XL/2XL
2701-	1307	1309	1310



WHITE

SIZE	XS/S	M/L	XL/2XL
2701-	1295	1296	1298



NAVY

SIZE	XS/S	M/L	XL/2XL
2701-	1311	1312	1315

SENTRY XP2

Sizes: S/M, L/XL, 2XL/3XL.

Features:

- 4-way stretch Poly-Mesh chassis construction for mobility and cooling
- Removable impact protection pads for cleaning
- Full length zipper for easy entry
- Lycra collar and flat stitched seams minimize irritation
- Complete garment tested and certified according to EU Standard EN 17092-6:2020
- Elbow and shoulder impact protection meets impact attenuation requirements of EU Standard 1621-1:2012, Level 2
- Back impact protection meets impact attenuation requirements of EU Standard 1621-2:2014, Level 2
- Chest impact protection meets impact attenuation requirements, and force distribution requirements of EU Standard 1621-3:2018, Level 2



BLACK

SIZE	S/M	L/XL	2XL/3XL
2701-	1397	1398	1399



BACK IMPACT
PROTECTION MEETS
IMPACT ATTENUATION
REQUIREMENTS OF
EU STANDARD 1621-
2:2014, LEVEL 2

SENTRY STEALTH

Sizes: S/M, L/XL, 2XL/3XL.

Features:

- 4-way stretch Poly-Mesh chassis construction for mobility and cooling
- Removable impact protection pads for cleaning
- Full length zipper for easy entry
- Lycra collar and flat stitched seams minimize irritation
- Garment tested and certified according to EU Standard EN 17092-6:2020
- Elbow and shoulder protectors tested and certified according to EU Standard EN 1621-1:2012 Level 2
- Back protector tested and certified according to EU Standard EN 1621-2:2014 Level 1
- Chest protector tested and certified according to EU Standard EN 1621-3:2018 Level 1



BLACK

SIZE	S/M	L/XL	2XL/3XL
2701-	1341	1342	1346



+ REMOVABLE
IMPACT
PROTECTION
PADS FOR
CLEANING



+ BACK PROTECTOR
TESTED AND CERTIFIED
ACCORDING TO EU
STANDARD EN 1621-
2:2014 LEVEL 1

SENTINEL KNEE GUARDS

Sizes: S/M, L/XL, 2XL/3XL.

Features:

- Co-molded ABS/TPU chassis delivers comfort and durability
- Anatomical flush mounted hinge design allows natural knee movement
- Low profile design minimizes weight and optimizes fit
- Light weight molded EVA foam interior liner for premium comfort
- Strategic ventilation provides maximum cooling
- Post-latching top closure with adjustable hook and loop strap
- Stretch mesh calf-sleeve for cooling and comfort
- Top closure and calf sleeve feature silicone print to ensure secure placement
- Sold in pairs
- Tested and Certified according to European Standard EN 1621-1:2021. Level 2



WHITE

SIZE	S/M	L/XL	2XL/3XL
2704-	0678	0679	0680



BLACK

SIZE	S/M	L/XL	2XL/3XL
2704-	0681	0682	0683

GUARDIAN BELT

Sizes: S/M-L/XL.

Features:

- Lightweight perforated Biofoam and Airprene chassis
- Ergonomic design contours the body
- TPR panels enhance structure and support
- Dual-pull elastic support straps and hook and loop belt
- Rear foam padding
- Moisture wicking materials



BLACK

SIZE	M/L (28-36)	XL-2XL (36-44)
2703-	0153	0154

SECTOR GP KNEE GUARDS

Sizes: M/L.

Features:

- Durable polypropylene molded panels
- Two adjustable retention straps
- Slim, compact design
- Tested and certified according to European Standard EN 1621-1:2012. Level 1



CHARCOAL/YELLOW

SIZE	M/L
2704-	0429

COMP XP ELBOW GUARDS

Sizes: S/M, L/XL.

Features:

- Soft impact protector mounted in fabric sleeve comfortably fits under riding gear
- Removable impact protector for easy washing
- Airprene panel for airflow
- Vented nylon mesh for breathability
- Adjustable strap with hook and loop closure for a secure fit
- Backside of elbow pad is sculpted for increased mobility
- Silicone backed elbow cup helps keep pad in position
- Impact protector insert tested and certified according to EN 1621-1:2012. Level 2



BLACK

SIZE	S/M	L/XL
2706-	0204	0205

COMP XP KNEE GUARDS

Sizes: S/M, L/XL.

Features:

- Soft impact protector mounted in fabric sleeve comfortably fits under riding gear
- Removable impact protector for easy washing
- Airprene panel for airflow
- Vented nylon mesh for breathability
- Adjustable strap with hook and loop closure for a secure fit
- Backside of elbow pad is sculpted for increased mobility
- Silicone backed elbow cup helps keep pad in position
- Impact protector insert tested and certified according to EN 1621-1:2012. Level 2



BLACK

SIZE	S/M	L/XL
2704-	0486	0487

COMP XP PANT

Sizes: S-3XL.

Features:

- Lightly padded and articulated molded EVA hip padding
- Tricot wrapped foam crotch pad
- Full length compression pant
- Moisture wicking chassis
- Flat-stitched seams minimize irritation
- Tested according to the Essential Health and Safety Requirements of Regulation EU 2016/425, Category I



BLACK

SIZE	S	M	L	XL	2XL	3XL
2940-	0369	0370	0371	0372	0373	0374

COMP XP SHORT

Sizes: S-L.

Features:

- Lightly padded and articulated molded EVA hip padding
- Tricot wrapped foam crotch pad
- Form fitting for a no-bind fit
- Moisture wicking chassis
- Flat-stitched seams minimize irritation
- Tested according to the Essential Health and Safety Requirements of Regulation EU 2016/425, Category I



BLACK

SIZE	S	M	L
2940-	0363	0364	0365

COMP XP FLEX LONGSLEEVE DEFLECTOR

Sizes: S/M, L/XL.

Features:

- Lightly padded and articulated chest/back/shoulder/forearm panels
- Long sleeve construction for extended coverage
- Mesh construction for ventilation
- Flat-stitched seams minimize irritation
- Compression fit base layer
- Tested according to the Essential Health and Safety Requirements of Regulation EU 2016/425, Category I



BLACK

SIZE	S/M	L/XL
2701-	0949	0950

COMP XP FLEX DEFLECTOR

Sizes: S/M, L/XL.

Features:

- Lightly padded and articulated chest/back/shoulder/forearm panels
- Long sleeve construction for extended coverage
- Mesh construction for ventilation
- Flat-stitched seams minimize irritation
- Compression fit base layer
- Tested according to the Essential Health and Safety Requirements of Regulation EU 2016/425, Category I



BLACK

SIZE	S/M	L/XL
2701-	0951	0952

COMP SHIRT

Sizes: S/M, L/XL.

Features:

- Compression fit
- 4-way stretch for maximum flexibility
- Mesh back panel promotes airflow
- Flat-stitched seams to reduce irritation
- Long sleeve construction for increased coverage



BLACK

SIZE	S/M	L/XL
2940-	0387	0388

COMP PANT

Sizes: S-L.

Features:

- Compression fit prevents binding
- 4-way stretch for maximum flexibility
- Elastic waistband keeps out roost and sand
- Flat-stitched seams to reduce irritation
- Full length pant for increased coverage



BLACK

SIZE	S	M	L
2940-	0381	0382	0383

COMP SHORT

Sizes: S-3XL.

Features:

- Compression fit prevents binding
- 4-way stretch for maximum flexibility
- Elastic waistband keeps out roost and sand
- Flat-stitched seams to reduce irritation



BLACK

SIZE	S	M	L	XL	2XL	3XL
2940-	0375	0376	0377	0378	0379	0380

COMP SOCKS

Sizes: S/M, L/XL.

Features:

- Full-length knee brace sock
- Stretch mesh construction for a cool, comfortable fit
- Deep heel pocket
- No-fade sublimated graphics



BLACK

SIZE	S/M	L/XL
3431-	0677	0678

MX COOL SOCKS

Sizes: S/M, L/XL.

Features:

- Moisture wicking Cool Max®
- Traditional length MX sock
- Ribbed panels in cuff



ACID/MIDNIGHT

SIZE	S/M (6-9)	L/XL (10-13)
3431-	0665	0666



GRAY/BLACK

SIZE	S/M (6-9)	L/XL (10-13)
3431-	0667	0668

MX SOCKS

Sizes: S/M, L/XL.

Features:

- Thick, traditional length MX sock
- Ribbed panels in cuff, ankle and instep
- Ideal for use with knee braces



CAMO/GRAY/WHITE

SIZE	S/M (6-9)	L/XL (10-13)
3431-	0669	0670



CAMO/GREEN/ACID

SIZE	S/M (6-9)	L/XL (10-13)
3431-	0671	0672



RED/WHITE

SIZE	S/M (6-9)	L/XL (10-13)
3431-	0673	0674



BLACK/WHITE

SIZE	S/M (6-9)	L/XL (10-13)
3431-	0675	0676

RADIAL BOOTS

Men's sizes 7-15.

The Radial boot provides riders with premium fit and function, at a highly competitive price. A combination of ankle axis hinge, pre-curved components, positive-lock buckle system and plush rubber to enhance grip against the bike and traction on the pegs provides all you need in an MX boot.

Features:

- Pre-curved injection molded components throughout
- Radial hinge component adds structure and reduces over extension
- Injection molded positive-lock buckle system
- Adjustable straps allow for a custom and secure fit
- Injection molded medial abrasion plate with integrated shift protection
- Fully synthetic calf overlays deliver premium durability and optimal grip
- Low profile toe box for unhindered shifting
- Uni-directional outsole with steel shank for rigidity
- Replaceable outsole for extended wear
- Mesh liner promotes airflow while interior EVA panels enhance comfort
- Tested and certified according to European Standard EN 13634:2017



FROST

SIZE	7	8	9	10	11	12	13	14	15
3410-	2727	2728	2729	2730	2731	2732	2733	2734	2735



RED

SIZE	7	8	9	10	11	12	13	14	15
3410-	2736	2737	2738	2739	2740	2741	2742	2743	2744



GRAY/FLOYELLOW

SIZE	7	8	9	10	11	12	13	14	15
3410-	2745	2746	2747	2748	2749	2750	2751	2752	2753



BLACK

SIZE	7	8	9	10	11	12	13	14	15
3410-	2253	2254	2255	2256	2257	2258	2259	2260	2261

SAFETY WARNING:

Riding a motorcycle is a dangerous activity. When riding, always wear a helmet, eye protection and protective clothing. There is no assurance that serious injury or death can be avoided even if you wear the product shown in this catalog and take all the precautions to avoid every risk. Please ensure that your THOR products fit properly. Improperly fitting products can impair your ability to control your motorcycle.



BLITZ XR MX BOOTS

Men's sizes 7-15.

Features:

- Padded mesh interior improves breathability
- Injection molded positive lock buckles
- Injection molded outsole with a steel shank insert
- Injection molded medial abrasion plate with integrated shift protection
- Fully synthetic calf overlays deliver premium durability and optimal grip
- 3 fully adjustable straps allow for a custom rider specific fit
- Pre-curved injection molded shin plate
- Tested and certified according to European Standard EN 13634:2017



WHITE/BLACK

SIZE	7	8	9	10	11	12	13	14	15
3410-	3100	3101	3102	3103	3104	3105	3106	3107	3108



BLACK/WHITE

SIZE	7	8	9	10	11	12	13	14	15
3410-	3073	3074	3075	3076	3077	3078	3079	3080	3081



RED/CHARCOAL

SIZE	7	8	9	10	11	12	13	14	15
3410-	3109	3110	3111	3112	3113	3114	3115	3116	3117



BLUE/BLACK

SIZE	7	8	9	10	11	12	13	14	15
3410-	3082	3083	3084	3085	3086	3087	3088	3089	3090



GRAY/CHARCOAL

SIZE	7	8	9	10	11	12	13	14	15
3410-	3091	3092	3093	3094	3095	3096	3097	3098	3099



ACID/BLACK

SIZE	7	8	9	10	11	12	13	14	15
3410-	3118	3119	3120	3121	3122	3123	3124	3125	3126

BLITZ XR TRAIL BOOTS

Men's sizes 7-15.

Features:

- Padded mesh interior improves breathability
- Injection molded positive lock buckles
- Injection molded medial abrasion plate with integrated shift protection
- Fully synthetic calf overlays deliver premium durability and optimal grip
- 3 fully adjustable straps allow for a custom rider specific fit
- Pre-curved injection molded shin plate
- Custom molded lugged outsole with a steel shank insert
- Tested and certified according to European Standard EN 13634:2017



BLACK/GRAY

SIZE	7	8	9	10	11	12	13	14	15
3410-	3127	3128	3129	3130	3131	3132	3133	3134	3135

BLITZ XRS BOOTS

Men's sizes 7-15.

Features:

- Padded mesh interior improves breathability
- Injection molded positive lock buckles
- Injection molded medial abrasion plate with integrated shift protection
- Contoured gaiter for increased mobility and comfort
- Custom molded lugged outsole with a steel shank insert
- Tested and certified according to European Standard EN 13634:2017



BLACK/GRAY

SIZE	7	8	9	10	11	12	13	14	15
3410-	3148	3149	3150	3151	3152	3153	3154	3155	3156

MX-25

WE'VE GOT NEXT

Continuing to raise the bar for Women's performance racewear, we proudly present the Women's-specific SPORTMODE collection. Our dedicated team of female riders and racers committed tireless hours of testing and development to assure that these pieces are just as awesome to ride in as they were to build.



THOR® MX-25
WOMEN'S
↗

WOMEN'S
SPECIFIC FIT



BROOKE WHIPPLE
SPORTMODE SHADOW
↗

WOMEN'S SPORTMODE SHADOW

Jersey sizes: XS-XL.
Pant sizes: 00/0 - 13/14.

The peak of athletic performance. Our SPORTMODE collection is an all new creation for those athletes striving for greatness and that coveted top step. A minimalistic approach lead us to reduced chassis panels and seams, allowing for a superior athletic fit with increased over all stretch and body contouring. Keeping weight low and durability high tops this SPORTMODE collection off, allowing today's young rippers to handle business with unrestricted mobility for maximum performance and comfort.

Jersey Features:

- 4-way stretch Poly / Spandex chassis construction for unrestricted body mobility
- Tailored set-in-style sleeves
- Laser cut perforation vents for increased air flow
- Taped collar, cuff, and hem seams reduces weight and skin irritation
- Moisture wicking material properties keep the body cool and dry
- Sticky silicone printed drop tail to keep jersey in place
- Minimal seam chassis design for maximum stretch performance and comfort
- Athletic fit

Pant Features:

- Durable 4-way stretch Poly / Spandex In-Motion chassis construction allows unrestricted body mobility
- Taped interior sewn seams for extra durability with less skin irritation
- Minimal seam chassis design for maximum stretch performance and comfort
- Laser cut perforation vents for increased air flow
- TPU knee protection overlays
- Moisture wicking material properties keep the body cool and dry
- Sticky silicone printed inner waist keeps jersey in place
- Zipper-less waist opening for maximum comfort with reduced weight
- Precision-fit, ratchet waist closer system
- Durable full grain leather inner knee grip panels
- Athletic fit





TEAL JERSEY

SIZE	XS	S	M	L	XL
2911-	0320	0321	0322	0323	0324

BLACK JERSEY

SIZE	XS	S	M	L	XL
2911-	0325	0326	0327	0328	0329



TEAL PANT

SIZE	00/0	1/2	3/4	5/6	7/8	9/10	11/12	13/14
2902-	0397	0383	0384	0385	0386	0387	0388	0389

BLACK PANT

SIZE	00/0	1/2	3/4	5/6	7/8	9/10	11/12	13/14
2902-	0398	0390	0391	0392	0393	0394	0395	0396

WOMEN'S SECTOR MINIMAL

Jersey sizes: XS-XL.
Pant sizes: 3/4-13/14.

Jersey Features:

- Hybrid style sleeves for optimal mobility
- Moisture wicking material keeps you dry
- No-fade sublimated graphics
- Heat transfer neck label
- Drop tail design helps keep jersey tucked in

Pant Features:

- Integrated stretch panels enhance rider mobility
- Pre-curved shape for maximum comfort
- Durable stitching throughout
- Abrasion tolerant materials
- Ratchet closure
- Athletic mesh liner



BLACK/FLO PINK JERSEY

SIZE	XS	S	M	L	XL
2911-	0247	0248	0249	0250	0251



BLACK/FLO PINK PANT

SIZE	3/4	5/6	7/8	9/10	11/12	13/14
2902-	0306	0307	0308	0309	0310	0311

WOMEN'S SECTOR SPLIT

Jersey sizes: XS-2XL.
Pant sizes: 3/4-15/16.



BLUE STEEL/VINTAGE WHITE JERSEY

SIZE	XS	S	M	L	XL	2XL
2911-	0294	0295	0296	0297	0298	0299

STARLIGHT BLUE/BLACK JERSEY

SIZE	XS	S	M	L	XL	2XL
2911-	0288	0289	0290	0291	0292	0293



BLUE STEEL/VINTAGE WHITE PANT

SIZE	3/4	5/6	7/8	9/10	11/12	13/14	15/16
2902-	0342	0343	0344	0345	0346	0347	0348

STARLIGHT BLUE/BLACK PANT

SIZE	3/4	5/6	7/8	9/10	11/12	13/14	15/16
2902-	0335	0336	0337	0338	0339	0340	0341

WOMEN'S SPORTMODE GLOVES

Sizes: S-XL.


Glove Features:

- 4-way stretch Poly / Spandex chassis construction for unrestricted mobility
- Soft Clarino® palm material for unmatched comfort
- Secure hook and loop wrist closure
- Taped cuff hem for reduced skin irritation
- Moisture wicking material properties keep the hands cool and dry
- Sticky silicone printed fingertips for improved lever control
- Minimal seam chassis design for maximum stretch performance and comfort
- Finger data stitching for ease in mobile device navigation
- Athletic fit

FEEL



COVERAGE



TOUCH
SCREEN
COMPATIBLE



SHADOW BLACK

SIZE	S	M	L	XL
3331-	0272	0273	0274	0275



SHADOW TEAL

SIZE	S	M	L	XL
3331-	0276	0277	0278	0279

WOMEN'S SPECTRUM GLOVES

Sizes: S-XL.

Features:

- Molded bio-foam wrist and backhand provide optimal comfort
- Lightly padded palm provides a comfortable grip
- Mesh backhand and perforated palm keep hands cool throughout
- Hook and loop wrist closure system
- Wrapped thumb and gripping points for added durability
- Touch screen compatible palm material
- Direct inject TPR elements on top hand and fingers



BLACK/MINT

SIZE	S	M	L	XL
3331-	0268	0269	0270	0271



BLACK/WHITE

SIZE	S	M	L	XL
3331-	0230	0231	0232	0233



STARLIGHT BLUE/WHITE

SIZE	S	M	L	XL
3331-	0264	0265	0266	0267

WOMEN'S SECTOR GLOVES

Sizes: S-XL.

Features:

- Fitted stretch backhand panel for lightweight comfort
- Notched wrist opening provides quick entry
- Hook and loop closure system
- Perforated palm keeps hands cool
- 4-way stretch finger gussets
- Silicone treated fingertips
- Wrapped thumb and gripping points



PINK/BLACK

SIZE	S	M	L	XL
3331-	0187	0188	0189	0190



BLACK/PINK

SIZE	S	M	L	XL
3331-	0242	0243	0244	0245



BLACK/GRAY

SIZE	S	M	L	XL
3331-	0238	0239	0240	0241



AQUA/VINTAGE WHITE

SIZE	S	M	L	XL
3331-	0246	0247	0248	0249

WOMEN'S BLITZ XR BOOTS

Women's Sizes: 5-10.

Features:

- Padded mesh interior improves breathability
- Injection molded positive lock buckles
- Injection molded outsole with a steel shank insert
- Injection molded medial abrasion plate with integrated shift protection
- Fully synthetic calf overlays deliver premium durability and optimal grip
- 3 fully adjustable straps allow for a custom rider specific fit
- Pre-curved injection molded shin plate
- Tested and certified according to European Standard EN 13634:2017



WHITE/BLACK

SIZE	5	6	7	8	9	10
3410-	3136	3137	3138	3139	3140	3141



BLACK/GRAY

SIZE	5	6	7	8	9	10
3410-	3142	3143	3144	3145	3146	3147



SAFETY WARNING:

Riding a motorcycle is a dangerous activity. When riding, always wear a helmet, eye protection and protective clothing. There is no assurance that serious injury or death can be avoided, even if you wear the product shown in this catalog and take all the precautions to avoid every risk. Please ensure that your THOR products fit properly. Improperly fitting products can impair your ability to control your motorcycle.

MX-25

THE NEXT GENERATION IS HERE

The elevation of any sport starts with a youth movement, and motocross is no different. New for 2025, our premium SPORTMODE racewear is now available in smaller sizes for a new generation of young rippers. Featuring the exact same materials and fit specs as its adult counterparts, the youth SPORTMODE collection is now here to see our young athletes ascend to their next level.





THOR

YOUTH SPORTMODE BRAVE

Jersey sizes: M-XL.
Pant sizes: 24-28.

The peak of athletic performance. Our Sport collection is an all new creation for those athletes striving for greatness and that coveted top step. A minimalistic approach lead us to reduced chassis panels and seams, allowing for a superior athletic fit with increased over all stretch and body contouring. Keeping weight low and durability high tops this Sport collection off, allowing today's young rippers to handle business with unrestricted mobility for maximum performance and comfort.

Jersey Features:

- 4-way stretch Poly / Spandex chassis construction for unrestricted body mobility
- Tailored set-in-style sleeves
- Laser cut perforation vents for increased air flow
- Taped collar, cuff, and hem seams reduces weight and skin irritation
- Moisture wicking material properties keep the body cool and dry
- Sticky silicone printed drop tail to keep jersey in place
- Minimal seam chassis design for maximum stretch performance and comfort
- Athletic fit

Poly Pant Features:

- Durable 4-way stretch Poly / Spandex In-Motion chassis construction allows unrestricted body mobility
- Taped interior sewn seams for extra durability with less skin irritation
- Minimal seam chassis design for maximum stretch performance and comfort
- Laser cut perforation vents for increased air flow
- TPU knee protection overlays
- Moisture wicking material properties keep the body cool and dry
- Sticky silicone printed inner waist keeps jersey in place
- Zipper-less waist opening for maximum comfort with reduced weight
- Precision-fit, ratchet waist closer system
- Durable full grain leather inner knee grip panels
- Athletic fit



BLUE JERSEY

SIZE	M	L	XL
2912-	2536	2537	2538



BLUE PANT

SIZE	24	26	28
2903-	2567	2568	2569

YOUTH SPORTMODE RIOT

Jersey sizes: M-XL.
Pant sizes: 24-28.

Jersey Features:

- 4-way stretch Poly / Spandex chassis construction for unrestricted body mobility
- Tailored set-in-style sleeves
- Laser cut perforation vents for increased air flow
- Taped collar, cuff, and hem seams reduces weight and skin irritation
- Moisture wicking material properties keep the body cool and dry
- Sticky silicone printed drop tail to keep jersey in place
- Minimal seam chassis design for maximum stretch performance and comfort
- Athletic fit

Nylon Pant Features:

- Durable 4-way stretch nylon In-Motion chassis construction allows unrestricted body mobility
- Taped interior sewn seams for extra durability with less skin irritation
- Minimal seam chassis design for maximum stretch performance and comfort
- Laser cut perforation vents for increased air flow
- TPU knee protection overlays
- Sticky silicone printed inner waist keeps jersey in place
- Zipper-less waist opening for maximum comfort with reduced weight
- Precision-fit, ratchet waist closer system
- Durable full grain leather inner knee grip panels
- Athletic fit



WHITE/ACID JERSEY

SIZE	M	L	XL
2912-	2539	2540	2541



WHITE/ACID PANT

SIZE	24	26	28
2903-	2570	2571	2572

YOUTH LAUNCHMODE FORGE

Jersey sizes: 2XS-XL.
Pant sizes: 18-28.

Launch into action in this all new collection designed to take the harsh punishment dished out by today's greatest athletes and set the standard to which all others are measured. Whether you are a weekend warrior out on the trails or lining up in the gate, the Launch collection has you covered.

Jersey Features:

- 4-way stretch Poly / Spandex chassis construction for unrestricted body mobility
- Raglan style sleeve design
- Mesh paneling in high heat zones for increased air flow
- Moisture wicking material properties keeps the body cool and dry
- Relaxed fit

Pant Features:

- Poly stretch and non-stretch chassis material construction for the comfort you want and durability you need
- Laser cut perforation vents for increased air flow
- Moisture wicking inner Poly mesh liner keeps the body cool and dry
- Mesh paneling at lower legs for body heat to escape
- Sticky silicone printed inner waist keeps jersey in place
- Precision-fit, ratchet waist closer system with additional side hip adjusters
- Durable full grain leather inner knee grip panels
- Relaxed fit



BLUE JERSEY

SIZE	2XS	XS	S	M	L	XL
2912-	2548	2549	2550	2551	2552	2553



RED JERSEY

SIZE	2XS	XS	S	M	L	XL
2912-	2554	2555	2556	2557	2558	2559



BLUE PANT

SIZE	18	20	22	24	26	28
2903-	2573	2574	2575	2576	2577	2578



RED PANT

SIZE	18	20	22	24	26	28
2903-	2579	2580	2581	2582	2583	2584

YOUTH LAUNCHMODE STORM

Jersey sizes: 2XS-XL.
Pant sizes: 18-28.



BLACK JERSEY

SIZE	2XS	XS	S	M	L	XL
2912-	2560	2561	2562	2563	2564	2565



WHITE JERSEY

SIZE	2XS	XS	S	M	L	XL
2912-	2566	2567	2568	2569	2570	2571



BLACK PANT

SIZE	18	20	22	24	26	28
2903-	2585	2586	2587	2588	2589	2590



WHITE PANT

SIZE	18	20	22	24	26	28
2903-	2591	2592	2593	2594	2595	2596

YOUTH SECTOR CHECKER

Jersey sizes: 2XS-XL.
Pant sizes: 18-28.

Jersey Features:

- Hybrid style sleeves for optimal mobility
- Moisture wicking material keeps you dry
- No-fade sublimated graphics
- Heat transfer neck label
- Drop tail design helps keep jersey tucked in

Pant Features:

- Integrated stretch panels enhance rider mobility
- Pre-curved shape for maximum comfort
- Durable stitching throughout
- Abrasion tolerant materials
- Ratchet closure
- Athletic mesh liner



NAVY/RED JERSEY

SIZE	2XS	XS	S	M	L	XL
2912-	2424	2425	2426	2427	2428	2429



BLACK/GRAY JERSEY

SIZE	2XS	XS	S	M	L	XL
2912-	2406	2407	2408	2409	2410	2411



NAVY/RED PANT

SIZE	18	20	22	24	26	28
2903-	2439	2440	2441	2442	2443	2444



BLACK/GRAY PANT

SIZE	18	20	22	24	26	28
2903-	2421	2422	2423	2424	2425	2426



CHARCOAL/ACID JERSEY

SIZE	2XS	XS	S	M	L	XL
2912-	2418	2419	2420	2421	2422	2423



CHARCOAL/ORANGE JERSEY

SIZE	2XS	XS	S	M	L	XL
2912-	2412	2413	2414	2415	2416	2417



CHARCOAL/ACID PANT

SIZE	18	20	22	24	26	28
2903-	2433	2434	2435	2436	2437	2438



CHARCOAL/ORANGE PANT

SIZE	18	20	22	24	26	28
2903-	2427	2428	2429	2430	2431	2432

YOUTH SECTOR DIGI CAMO

Jersey sizes: 2XS-XL.
Pant sizes: 18-28.



BLACK/CAMO JERSEY

SIZE	2XS	XS	S	M	L	XL
2912-	2394	2395	2396	2397	2398	2399



FOREST GREEN/CAMO JERSEY

SIZE	2XS	XS	S	M	L	XL
2912-	2400	2401	2402	2403	2404	2405



BLACK/CAMO PANT

SIZE	18	20	22	24	26	28
2903-	2409	2410	2411	2412	2413	2414



FOREST GREEN/CAMO PANT

SIZE	18	20	22	24	26	28
2903-	2415	2416	2417	2418	2419	2420

YOUTH SECTOR MINIMAL

Jersey sizes: 2XS-XL.
Pant sizes: 18-28.



MINIMAL RED JERSEY

SIZE	2XS	XS	S	M	L	XL
2912-	2015	2016	2017	2018	2019	2020



MINIMAL NAVY JERSEY

SIZE	2XS	XS	S	M	L	XL
2912-	2021	2022	2023	2024	2025	2026



MINIMAL BLACK JERSEY

SIZE	2XS	XS	S	M	L	XL
2912-	2009	2010	2011	2012	2013	2014



MINIMAL RED PANT

SIZE	18	20	22	24	26	28
2903-	2013	2014	2015	2016	2017	2018



MINIMAL NAVY PANT

SIZE	18	20	22	24	26	28
2903-	2019	2020	2021	2022	2023	2024



MINIMAL BLACK PANT

SIZE	18	20	22	24	26	28
2903-	2007	2008	2009	2010	2011	2012

YOUTH SPECTRUM GLOVES

Youth sizes: 2XS-L.

Features:

- Molded bio-foam wrist and backhand provide optimal comfort
- Lightly padded palm provides a comfortable grip
- Mesh backhand and perforated palm keep hands cool throughout
- Hook and loop wrist closure system
- Wrapped thumb and gripping points for added durability
- Touch screen compatible palm material
- Direct inject TPR elements on top hand and fingers



BLACK

SIZE	2XS	XS	S
3332-	1592	1593	1594
SIZE	M	L	
3332-	1595	1596	



GRAY/BLACK/MINT

SIZE	2XS	XS	S
3332-	1597	1598	1599
SIZE	M	L	
3332-	1600	1601	



BLUE/NAVY

SIZE	2XS	XS	S
3332-	1602	1603	1604
SIZE	M	L	
3332-	1605	1606	



RED/WHITE

SIZE	2XS	XS	S
3332-	1607	1608	1609
SIZE	M	L	
3332-	1610	1611	



ORANGE/BLACK

SIZE	2XS	XS	S
3332-	1612	1613	1614
SIZE	M	L	
3332-	1615	1616	



BLACK/ACID

SIZE	2XS	XS	S
3332-	1617	1618	1619
SIZE	M	L	
3332-	1620	1621	

YOUTH SECTOR GLOVES

Youth sizes: 2XS-L.

Features:

- Fitted stretch backhand
- Notched wrist opening provides quick entry
- Hook and loop closure
- Perforated palm
- 4-way stretch fingers
- Silicone treated fingertips
- Wrapped thumb and gripping points



RED/WHITE

SIZE	2XS	XS	S
3332-	1743	1744	1745
SIZE	M	L	
3332-	1746	1747	



NAVY/WHITE

SIZE	2XS	XS	S
3332-	1738	1739	1740
SIZE	M	L	
3332-	1741	1742	



BLACK/GRAY

SIZE	2XS	XS	S
3332-	1728	1729	1730
SIZE	M	L	
3332-	1731	1732	



GRAY/WHITE

SIZE	2XS	XS	S
3332-	1748	1749	1750
SIZE	M	L	
3332-	1751	1752	

YOUTH COMBAT GOGGLE

OSFM.

Features:

- Drilled frame ports for increased ventilation and fog resistance
- Anti-fog, scratch resistant lens with UV protection
- Clear lens mounted (Replacement lenses available)
- Dual post tear-off system ready (Tear-off packs available)
- Single layer 12mm face foam for secure seal
- Adjustable woven strap with silicone grip for secure fit
- Plush goggle bag included for safe storage
- Supports Total Vision System (Sold separately)
- Tested and certified according to European Standard EN 1938:2010



RACER FLO ACID/BLACK
2601-3050



RACER WHITE/BLACK
2601-3046



RACER BLACK/WHITE
2601-3045



RACER FLO ORANGE/BLACK
2601-3049



RACER RED/BLACK
2601-3048



RACER RED/WHITE
2601-3053



RACER BLUE/BLACK
2601-3047



RACER BLUE/WHITE
2601-3052



RACER FLO PINK/BLACK
2601-3051

YOUTH COMBAT LENSES AND TEAR-OFFS



CLEAR
2602-0778



SMOKE
2602-0779



**TEAR-OFFS
CLEAR (10 PACK)** 2602-0780

YOUTH GUARDIAN MX

Youth sizes: 2XS, S/M.

Features:

- Innovative Press-Fit molded comfort liner system provides a smooth inner chassis for max comfort
- Adjustable waist buckle closure system
- Level 1 back protector constructed to reduce impact energy transmission
- Stone shield chest panel constructed with molded panels to protect the rider from lofted small stones and debris
- Strategically placed ventilation ports for cooling
- Refined fit for maximum deflector coverage
- Biofoam shoulder pads with fully integrated adjustable strap system for proper fitment
- Stone shield tested and certified according to the Essential Health and Safety Requirements of EU Regulation 2016/425
- Back protector tested and certified according to European Standard EN 1621-2:2014



FLO/GREEN

SIZE	2XS/XS	S/M
2701-	0854	0855



WHITE/BLACK

SIZE	2XS/XS	S/M
2701-	0858	0859



CHARCOAL/BLACK

SIZE	2XS/XS	S/M
2701-	0860	0861

SAFETY WARNING:

Riding a motorcycle is a dangerous activity. When riding, always wear a helmet, eye protection and protective clothing. There is no assurance that serious injury or death can be avoided even if you wear the product shown in this catalog and take all the precautions to avoid every risk. Please ensure that your THOR products fit properly. Improperly fitting products can impair your ability to control your motorcycle.

YOUTH BLITZ XR BOOTS

Youth sizes: 1-7.

Features:

- Pre-curved injection molded shin plate
- 4 fully adjustable straps allow for a custom, rider specific fit
- Fully synthetic calf overlays deliver premium durability and optimal grip
- Injection molded medial abrasion plate with integrated shift protection
- Metal toe cap reinforces the outsole strength
- Uni-directional outsole with a steel shank insert
- Injection molded positive lock buckles
- Mesh liner promotes airflow
- Tested and certified according to standard EN 13634:2017



WHITE/BLACK

SIZE	1	2	3	4	5	6	7
3411-	0745	0746	0747	0748	0749	0750	0751



BLACK/WHITE

SIZE	1	2	3	4	5	6	7
3411-	0724	0725	0726	0727	0728	0729	0730



GRAY/CHARCOAL

SIZE	1	2	3	4	5	6	7
3411-	0738	0739	0740	0741	0742	0743	0744



RED/CHARCOAL

SIZE	1	2	3	4	5	6	7
3411-	0752	0753	0754	0755	0756	0757	0758



BLUE/BLACK

SIZE	1	2	3	4	5	6	7
3411-	0731	0732	0733	0734	0735	0736	0737



ACID/BLACK

SIZE	1	2	3	4	5	6	7
3411-	0759	0760	0761	0762	0763	0764	0765

BLITZ XP MINI BOOTS

Kid's sizes: 10-13.

Features:

- Injection molded positive lock buckles
- Uni-directional outsole with steel shank insert
- Fully synthetic calf overlays deliver premium durability and optimal grip
- 2 fully adjustable straps allow for a custom, rider specific fit
- Pre-curved injection molded shin plate
- Mesh liner promotes airflow
- Tested and certified according to standard EN 13634:2017



BLACK

SIZE	10	11	12	13
3411-	0538	0539	0540	0541

YOUTH SENTINEL KNEE GUARDS

Youth size: S/M.

Features:

- Co-molded ABS/TPU chassis delivers comfort and durability
- Anatomical flush mounted hinge design allows natural knee movement
- Low profile design minimizes weight and optimizes fit
- Light weight molded EVA foam interior liner for premium comfort
- Strategic ventilation provides maximum cooling
- Post-latching top closure with adjustable hook and loop strap
- Stretch mesh calf-sleeve for cooling and comfort
- Top closure and calf sleeve feature silicone print to ensure secure placement
- Sold in pairs
- Tested and certified according to European Standard EN 1621-1:2012



BLACK

SIZE	S/M
2704-	0685



WHITE

SIZE	S/M
2704-	0684

YOUTH SECTOR GP KNEE GUARDS

Youth Size: S/M.

Features:

- Durable polypropylene molded panels
- Two adjustable retention straps
- Slim, compact design
- Tested and certified according to European Standard EN 1621-1:2012



CHARCOAL/YELLOW

SIZE	S/M
2704-	0430

YOUTH MX SOCKS

Youth Size: 1-6.

Features:

- Thick, traditional length MX sock
- Ribbed panels in cuff, ankle and instep
- Ideal for use with knee braces



RED/WHITE

SIZE 1-6
3431- 0661



BLACK/WHITE

SIZE 1-6
3431- 0662



CAMO/GREEN/ACID

SIZE 1-6
3431- 0660



CAMO/GRAY/WHITE

SIZE 1-6
3431- 0659

YOUTH MX COOL SOCKS

Youth Size: 1-6.

Features:

- Moisture wicking Cool Max®
- Traditional length MX sock
- Ribbed panels in cuff



ACID/MIDNIGHT

SIZE 1-6
3431- 0663



GRAY/BLACK

SIZE 1-6
3431- 0664



THOR

THOR

TRANSIT WHEELIE BAG

Features:

- TPR ventilation throughout
- PU Backed boot compartment for durability & cleaning
- Micro fleece lined helmet & goggle pocket Roll-out changing mat
- Mesh pockets along both sides of main compartment
- Large main compartment is ventilated on both sides Retractable push button handle for ease of movement
- Durable reinforced handles
- Oversized rolling wheels
- Cinch straps to compress bag height
- 1200D Ballistic polyester shell, 210D polyester lining
- Durable molded base
- Standard dimensions: 37" (l) x 16.75" (w) x 17.75" (h)
- Metric dimensions: 93.38 cm (l) x 42.5 cm (w) x 45 cm (h)



CHARCOAL/HEATHER
3512-0299

CIRCUIT BAG

Features:

- TPR ventilation throughout
- PU Backed boot compartment for durability & cleaning
- Micro fleece lined helmet & goggle pocket
- Roll-out changing mat
- Mesh pockets along both sides of main compartment
- Large main compartment is ventilated on both sides
- Durable reinforced handles
- Adjustable padded shoulder strap
- 1200D Ballistic polyester shell, 210D polyester lining
- Durable base
- Standard dimensions: 33" (l) x 15" (w) x 16.5" (h)
- Metric dimensions: 84 cm (l) x 38 cm (w) x 42 cm (h)



CHARCOAL/HEATHER
3512-0302

JETWAY BAG

Features:

- Reinforced telescoping handle and two external grab handles
- Smooth rolling wheels for optimum mobility
- Durable, internal plastic base and plastic skid-bar
- Constructed of durable, wear resistant woven 600D Polyester
- Two Airport security friendly external pockets
- Airline regulation carry-on size
- Padded pocket for laptop and electronics
- Two internal storage compartments
- Standard dimensions: 21 3/8" (h) x 15 1/4" (w) x 10 1/8" (d)
- Metric dimensions: 54,29 cm (h) x 38,74 cm (w) x 25,72 cm (d)



CHARCOAL/HEATHER
3512-0300

SLAM BACKPACK

Features:

- Large main compartment with padded laptop sleeve
- Micro fleece lined glasses/media pocket
- Internal mesh pocket
- Reverse face YKK® water resistant zip on front
- Adjustable front sliding closure
- THOR reflective logo
- 1200D Ballistic polyester/600D with PU coating throughout
- Standard dimensions: 19" (l) x 11" (w) x 7" (d)
- Metric dimensions: 48.26 cm (l) x 28 cm (w) x 18 cm (d)



CHARCOAL/HEATHER
3517-0522

HELMET BAG

Features:

- Micro fleece lined helmet bag
- Double stitched reinforced handle
- Ventilation holes promote airflow and decrease odor
- 1200D ballistic polyester shell
- Standard dimensions: 16" (l) x 10" (w) x 12" (h)
- Metric dimensions: 140.64 cm (l) x 25.4 cm (w) x 30.5 cm (h)
- Helmet not included



CHARCOAL/HEATHER
3514-0047

GOGGLE BAG

Features:

- Easily stores four goggles between adjustable foam padded inserts
- Additional pockets to hold extra lenses, tear-offs, rolls of film and accessories
- Double stitched reinforced handle
- 1200D ballistic polyester shell with nylon support piece that provides structure
- Stress free way to organize your eyewear
- Standard dimensions: 16" (l) x 9.5" (w) x 4.5" (h)
- Metric dimensions: 40.64 cm (l) x 24.13 cm (w) x 11.43 cm (h)
- Goggles not included



CHARCOAL/HEATHER
3512-0312

VAULT PACK

Features:

- Race radio pocket measuring 6" (h) x 3.5" (w) / 15.24 cm (h) x 8.9 cm (w)
- Built in tool roll with elastic tool slots
- Large padded waist belt evenly distributes weight
- Coated mesh pocket for bolts and other small tools
- THOR reflective logo
- Nylon lined 600D polyester throughout
- Standard dimensions: 26" (l) x 6" (h) x 3" (d)
- Metric dimensions: 66 cm (l) x 15.24 cm (h) x 7.62 cm (d)



CHARCOAL/HEATHER
3510-0173



Built in tool roll with elastic tool slots
(Tools not included)

RESERVOIR PACK 3L BPA FREE

Features:

- 3 liter BPA-free bladder with an easy clean, big bore top
- Magnetic bite valve holder
- Thermal lined bladder compartment
- Sternum strap and buckle keep gear secured
- Pack harness is angled away from the underarms giving total freedom of movement
- Harness made with air mesh for ventilation
- Neoprene hydration tube sleeve Large main compartment and secondary compartment with internal mesh pockets
- Straps on front to cinch down additional luggage
- Reverse face YKK® water resistant zip on front
- Micro fleece lined glasses/media pocket
- THOR reflective logo
- 1200D ballistic polyester/600D reversed faced poly shell
- Standard dimensions: 20" (l) x 11" (w) x 6" (d)
- Metric dimensions: 50.8 cm (l) x 28 cm (w) x 15.25 cm (d)



CHARCOAL/HEATHER
3519-0073



BITE VALVE
3519-0057



3L BLADDER
3519-0060

HYDRANT PACK

Features:

- 2 liter BPA-free bladder with an easy clean, big bore top
- Magnetic bite valve holder
- Thermal lined bladder compartment helps keep fluids cool
- Sternum strap and buckle keep gear secured
- Pack harness is angled away from the underarms giving total freedom of movement
- Harness made with air mesh for ventilation
- Internal mesh pocket for organization
- Neoprene hydration tube sleeve helps keep fluid cool
- Reverse face YKK® water resistant zip on front
- Micro fleece lined glasses/media pocket
- THOR reflective logo
- 1200D ballistic polyester/600D reversed faced poly shell
- Standard dimensions: 16" (l) x 8.5" (w) x 2" (d)
- Metric dimensions: 40.64 cm (l) x 21.59 cm (w) x 5 cm (d)



BITE VALVE
3519-0057



2L BLADDER
3519-0059

CHARCOAL/HEATHER
3519-0074

VAPOR PACK

Features:

- 1.5 liter BPA-free bladder with an easy clean, big bore top
- Magnetic bite valve holder
- Thermal lined bladder compartment helps keep fluids cool
- Sternum strap and buckle keep gear secured
- Pack harness is angled away from the underarms giving total freedom of movement
- Harness made with air mesh for ventilation
- Neoprene hydration tube sleeve helps keep fluid cool
- External zippered pocket
- Reverse face YKK® water resistant zip on front
- Micro fleece lined glasses/media pocket
- THOR reflective logo
- 1200D ballistic polyester/600D reversed faced poly shell
- Standard dimensions: 16" (l) x 10" (w) x .5" (d)
- Metric dimensions: 40.64 cm (l) x 25.4 cm (w) x 1.25 cm (d)



BITE VALVE
3519-0057



1.5L BLADDER
3519-0058

CHARCOAL/HEATHER
3519-0072



TOUR HEAVYWEIGHT JACKET

Sizes: S-2XL.

Jacket Features:

- Lined pockets keep valuables safe
- Drop tail design provides extra warmth
- Poly insulation maximizes warmth
- Water-resistant material keeps you dry
- Hybrid fit with set-in style sleeves
- Taped seams keep moisture out



BRAVE BLUE/YELLOW

SIZE	S	M	L	XL	2XL
2920	0817	0818	0819	0820	0821



BLACK

SIZE	S	M	L	XL	2XL
2920	0822	0823	0824	0825	0826

UNIT LIGHT SHELL JACKET

Sizes: S-2XL.

Jacket Features:

- Two-way stretch
- Water resistant 10K / Breathable 8K
- Zipped chest pockets keep valuables safe.
- Water-resistant material keeps you dry.
- Elastic cuffs ensure no water gets in.
- Drop tail design provides extra coverage.
- Zipped pockets keep your gear safe.
- Taped seams keep the moisture out.



SAND

SIZE	S	M	L	XL	2XL
2920	0832	0833	0834	0835	0836

BLACK

SIZE	S	M	L	XL	2XL
2920	0827	0828	0829	0830	0831

ROGUE PULLOVER

Sizes: S-2XL.

Midweight, 80% cotton 20% polyester hooded sweatshirt with screen printed graphics.



BLACK

SIZE	S	M	L	XL	2XL
3050-	7029	7030	7031	7032	7033

WHITE

SIZE	S	M	L	XL	2XL
3050	7034	7035	7036	7037	7038

BADGE ZIP-UP

Sizes: S-3XL.

Midweight, 80% cotton 20% polyester hooded sweatshirt with screen printed graphics.



HEATHER GRAY

SIZE	S	M	L	XL	2XL	3XL
3050	7023	7024	7025	7026	7027	7028

ICONIC PULLOVER

Sizes: S-5XL.

Midweight, 80% cotton 20% polyester hooded sweatshirt with screen printed graphics.



TOXIC BLACK

SIZE	S	M	L	XL	2XL	3XL	4XL	5XL
3050	7015	7016	7017	7018	7019	7020	7021	7022

BRAVE PULLOVER

Sizes: Black S-5XL. Navy S-2XL.

Midweight, 80% cotton 20% polyester hooded sweatshirt with screen printed graphics.



BLACK

SIZE	S	M	L	XL	2XL	3XL	4XL	5XL
3050	6976	6977	6978	6979	6980	6981	6982	6983



NAVY

SIZE	S	M	L	XL	2XL
3050	6984	6985	6986	6974	6975

ICONIC TEE

Sizes: S-2XL.

Black & Toxic Sizes: 3XL-5XL.

100% cotton tee shirt with screen printed logo graphics.



BLACK

SIZE	S	M	L	XL	2XL	3XL	4XL	5XL
3030	24533	24534	24535	24536	24537	24538	24539	24540



TOXIC BLACK

SIZE	S	M	L	XL	2XL	3XL	4XL	5XL
3030	24520	24521	24522	24523	24524	24525	24526	24527



SAND

SIZE	S	M	L	XL	2XL
3030	24528	24529	24530	24531	24532



LIGHT BLUE

SIZE	S	M	L	XL	2XL
3030	24541	24542	24543	24544	24545

NOISE TEE

Sizes: S-2XL.

100% cotton tee shirt with screen printed logo graphics.



BLACK

SIZE	S	M	L	XL	2XL
3030	24546	24547	24548	24549	24550

FORGE TEE

Sizes: S-2XL.

Sizes: 3XL-5XL.

100% cotton tee shirt with screen printed logo graphics.



CHARCOAL

SIZE	S	M	L	XL	2XL	3XL	4XL	5XL
3030	24551	24552	24553	24554	24555	24556	24557	24558

TRAX TEE

Sizes: S-2XL.

60% Cotton, 40% Polyester tee shirt with screen printed logo graphics.



RED

SIZE	S	M	L	XL	2XL
3030	24559	24560	24561	24562	24563



HEATHER SLATE BLUE

SIZE	S	M	L	XL	2XL
3030	24564	24565	24566	24567	24568

SD TEE

Sizes: S-2XL.

60% Cotton, 40% Polyester tee shirt with screen printed logo graphics.



BLACK

SIZE	S	M	L	XL	2XL
3030	24569	24570	24571	24572	24573

STAMPED TEE

Sizes: S-2XL.

100% cotton tee shirt with screen printed logo graphics.



BLACK

SIZE	S	M	L	XL	2XL
3030	24574	24575	24576	24577	24578

WHITE

SIZE	S	M	L	XL	2XL
3030	24579	24580	24581	24582	24583

BRAVE TEE

Sizes: S-2XL.

Midnight Navy Sizes: 3xl-5XL.

100% cotton tee shirt with screen printed logo graphics.



BLACK

SIZE	S	M	L	XL	2XL
3030	24584	24585	24586	24587	24588



NAVY

SIZE	S	M	L	XL	2XL	3XL	4XL	5XL
3030	24589	24590	24591	24592	24593	24594	24595	24596

CORE TEE

Sizes: S-2XL.

100% cotton tee shirt with screen printed logo graphics.



RED

SIZE	S	M	L	XL	2XL
3030	24597	24598	24599	24600	24601

BLACK

SIZE	S	M	L	XL	2XL
3030	24602	24603	24604	24605	24606

ROGUE TEE

Sizes: S-2XL.

60% Cotton, 40% Polyester tee shirt with screen printed logo graphics.



WHITE

SIZE	S	M	L	XL	2XL
3030	24607	24608	24609	24610	24611



SHADOW

Sizes: OSFM.

Features:

- Five panel
- Snap back
- Flat bill
- Stamped icon



LIGHT BLUE
2501-4297

CORP

Sizes: OSFM.

Features:

- Five panel
- Snap back
- Flat bill
- 3D embroidered logo



BLACK
2501-4292



BLACK
2501-4296



YELLOW
2501-4298



NAVY
2501-4293



LIGHT BLUE
2501-4295

ICONIC

Sizes: OSFM.

Features:

- Five panel
- Snap back
- Flat bill
- 3D direct inject icon



BLACK
2501-4286



NAVY
2501-4288



RED
2501-4287

ROGUE SNAPBACK

Sizes: OSFM.

Features:

- Five panel
- Snap back
- Flat bill
- 3D direct inject icon



BLACK
2501-4289



SAND
2501-4290



SLATE BLUE
2501-4291

CORE SNAPBACK

Sizes: OSFM.

Features:

- Six panel
- Snap back
- Perforated back
- Flat bill
- Woven patch



CHARCOAL
2501-4283

SAND
2501-4282

BRAVE SNAPBACK

Sizes: OSFM.

Features:

- Five panel Trucker
- Snap back
- Flat bill
- Woven patch



BLACK
2501-4300

BADGE SNAPBACK

Sizes: OSFM.

Features:

- Six panel arched front
- Snap back
- Perforated back
- Flat bill
- Woven patch



RED
2501-4284

SLATE BLUE
2501-4285

RIOT SNAPBACK

Sizes: OSFM.

Features:

- Five panel Trucker
- Snap back
- Flat bill
- Woven patch



ACID
2501-4299

ICONIC BEANIE

Sizes: OSFM.

Features:

- 100% Acrylic
- Woven label



SAND
2501-4305

BLACK
2501-4304

CORP BEANIE

Sizes: OSFM.

Features:

- 100% Acrylic
- Woven label



POWDER BLUE
2501-4303

ROGUE BEANIE

Sizes: OSFM.

Features:

- 100% Acrylic
- Woven label



BLACK
2501-4301

LEMON CHROME
2501-4302

STRAW HAT

Sizes: OSFM.

Beach style straw hat with drawstring cord.



TAN
2501-4002

ICONIC SOCKS

Sizes: S/M, L/XL.



WHITE 3-PACK

SIZE	S/M	L/XL
3431	0854	0855



BLACK 3-PACK

SIZE	S/M	L/XL
3431	0856	0857



WOMEN'S TRAX PULLOVER

Sizes: S-XL.

Unisex lightweight pullover hooded sweatshirt with screen printed graphics. Black: 80% Cotton 20% Polyester, Heather Gray: 65% Cotton 35% Polyester. Note: Our Unisex fit will feel like a slimmer fit for men, and a standard/relaxed fit for women.



BLACK

SIZE	S	M	L	XL
3051	1235	1236	1237	1238



HEATHER LIGHT GRAY

SIZE	S	M	L	XL
3051	1240	1241	1242	1243

WOMEN'S ICONIC PULLOVER

Sizes: S-XL.

Heavyweight, relaxed fit 100% cotton French Terry cropped length hooded sweatshirt with screen printed graphics.



PINK

SIZE	S	M	L	XL
3051	1249	1250	1251	1252

WOMEN'S NOISE PULLOVER

Sizes: S-XL.

Heavyweight, relaxed fit 100% cotton French Terry cropped length hooded sweatshirt with screen printed graphics.



BLACK

SIZE	S	M	L	XL
3051	1245	1246	1247	1248

WOMEN'S TRAX TEE

Sizes: S-XL.

Slim fit, 60% Cotton, 40% Polyester tee shirt with screen printed logo graphics.



FUCHSIA

SIZE	S	M	L	XL
3031	4300	4301	4302	4303

NAVY

SIZE	S	M	L	XL
3031	4304	4305	4306	4307

WOMEN'S BRAVE TEE

Sizes: S-XL.

Slim fit, 60% Cotton, 40% Polyester tee shirt with screen printed logo graphics.



BLACK

SIZE	S	M	L	XL
3031	4296	4297	4298	4299

WHITE

SIZE	S	M	L	XL
3031	4292	4293	4294	4295

WOMEN'S CORP CROP TOP

Sizes: S-XL.

Cropped relaxed fit tee shirt with screen printed logo graphics.
Mineral: 100% Cotton. Heather Gray: 85% Cotton, 15% Viscose.



HEATHER GRAY

SIZE	S	M	L	XL
3031	4308	4309	4310	4311

MINERAL

SIZE	S	M	L	XL
3031	4312	4313	4314	4315

YOUTH FORGE PULLOVER

Sizes: S-XL.

Midweight, relaxed fit 80% Cotton 20% Polyester hooded sweatshirt with screen printed graphics.



BLACK

SIZE	S	M	L	XL
3052	0706	0707	0708	0709

YOUTH BRAVE PULLOVER

Sizes: S-XL.

Midweight, relaxed fit 52% Cotton 48% Polyester hooded sweatshirt with screen printed graphics.



HEATHER GRAY

SIZE	S	M	L	XL
3052	0710	0711	0712	0713

YOUTH BRAVE TEE

Sizes: XS-XL.

60% Cotton, 40% Polyester tee shirt with screen printed logo graphics.



CHARCOAL

SIZE	XS	S	M	L	XL
3032	3842	3843	3844	3845	3846

NAVY

SIZE	XS	S	M	L	XL
3032	3847	3848	3849	3850	3851

YOUTH FORGE TEE

Sizes: XS-XL.

60% Cotton, 40% Polyester tee shirt with screen printed logo graphics.



BLACK

SIZE	XS	S	M	L	XL
3032	3852	3853	3854	3855	3856

YOUTH ICONIC TEE

Sizes: XS-XL.

60% Cotton, 40% Polyester tee shirt with screen printed logo graphics.



CARBON BLACK

SIZE	XS	S	M	L	XL
3032	3826	3827	3828	3829	3830



DRYLAKE BLACK

SIZE	XS	S	M	L	XL
3032	3831	3832	3833	3834	3835



TOXIC BLACK

SIZE	XS	S	M	L	XL
3032	3836	3837	3839	3840	3841

DECAL SHEET

9.5" x 13" decal sheets.



CORPO
4320-2594

THOR BANNER

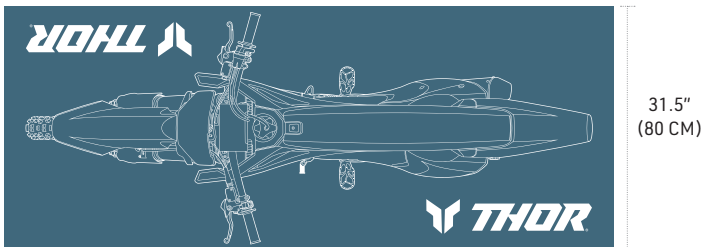
8' x 3' (244 cm x 92 cm) vinyl banner with metal grommets.



STEEL/WHITE
9905-0247

ABSORBENT PIT PAD, LARGE

Anti-slip, UV protected woven multi-layered, easy to clean bike mat with rubberized bottom to prevent sliding.
Dimensions: 31.5" (80 cm) w x 78.75" (200 cm) h.



STEEL/WHITE
9905-0224

DIE CUT DECALS

6 packs (3 black, 3 white) of die cut stickers in 9" or 3" lengths.



9"
(23 cm)

9" (3 WHITE, 3 BLACK)
4320-2593



3"
(8 cm)

3" (3 WHITE, 3 BLACK)
4320-2591

ABSORBENT PIT PAD, SMALL

Anti-slip, UV protected woven multi-layered, easy to clean bike mat with rubberized bottom to prevent sliding.
Dimensions: 39" (99 cm) w x 31" (79 cm) h.



STEEL/WHITE
9905-0223

CANOPY

Stay cool track-side with the 10' x 10' (3m x 3m) collapsible canopy. Quick release folding frame, makes for fast and easy set up and take down. Features a 420D polyester fabric top with PVC backing and water resistant double stitch flat fell seams, taped and sealed. Sturdy 40mm aluminum hex frame with carry bag included. *Replacement parts available.

- Must order both part numbers to get full canopy

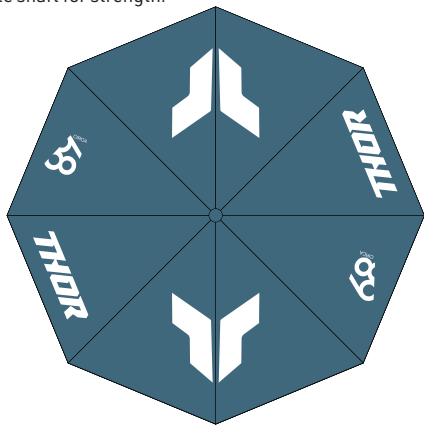


STEEL/WHITE
4030-0071

TOP ONLY
4030-0074

UMBRELLA

60" (153 cm) diameter umbrella with push button open and graphite shaft for strength.



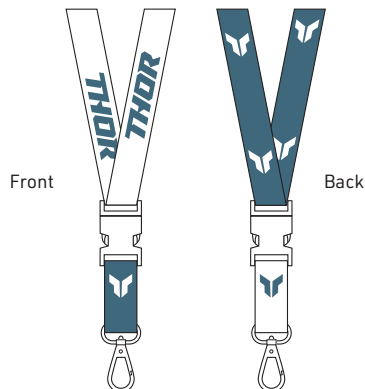
STEEL/WHITE
9501-0308



BLACK/WHITE
9501-0223

LANYARD

Sublimated nylon lanyard with metal flashing hook.



STEEL/WHITE
9501-0309



BLACK/GRAY
9501-0284





Hallman

C O L L E C T I O N

DIFFER JERSEY

Sizes: S-3XL.

Jersey Features:

- Laser cut ventilation for optimized cooling
- Dimple mesh paneling
- Durable polyester main fabric
- 4-way stretch cuff and collar
- Performance fit
- Hybrid set-in sleeve
- Performance construction
- Moisture wicking materials



DIFFER DRAFT WHITE/RED/NAVY

SIZE	S	M	L	XL	2XL	3XL
2910-	6602	6603	6604	6605	6606	6612



DIFFER SLICE CHARCOAL/BLACK

JERSEY	S	M	L	XL	2XL	3XL
2910-	7127	7128	7129	7130	7131	7132



DIFFER SLICE WHITE/RED

JERSEY	S	M	L	XL	2XL	3XL
2910-	7133	7134	7135	7136	7137	7138

DIFFER JERSEY

Sizes: S-3XL.

Jersey Features:

- Laser cut ventilation for optimized cooling
- Dimple mesh paneling
- Durable polyester main fabric
- 4-way stretch cuff and collar
- Performance fit
- Hybrid set-in sleeve
- Performance construction
- Moisture wicking materials



DIFFER ROOSTED WHITE/BLACK

SIZE	S	M	L	XL	2XL	3XL
2910-	7115	7116	7117	7118	7119	7120



DIFFER CHEQ BLACK/WHITE

SIZE	S	M	L	XL	2XL	3XL
2910-	6582	6583	6584	6585	6586	6608



DIFFER CHEQ YELLOW/BLACK

SIZE	S	M	L	XL	2XL	3XL
2910-	6587	6588	6589	6590	6591	6609

DIFFER PANT

Sizes: 28-44.

Features:

- Designed to offer the optimal balance between mobility and durability
- Constructed with 600D in high-wear zones
- Polyester In-Motion panels improve flexibility and durability throughout
- Durable nylon saddle construction
- Full grain leather knee panels for optimal grip and durability
- Durable stitching throughout
- Laser-cut ventilation
- Mesh lower leg panels
- Dual side-cinch system for precise waist adjustment
- Ratchet adjustable fly closure
- Pre-curved chassis design assumes active riding position
- Athletic mesh comfort liner



DIFFER CHEQ BLACK/WHITE

SIZE	28	30	32	34	36	38	40	42	44
2901-	9516	9517	9518	9519	9520	9521	9522	9523	9524



DIFFER SLICE CHARCOAL/BLACK

SIZE	28	30	32	34	36	38	40	42
2901-	10295	10296	10297	10298	10299	10300	10301	10302



DIFFER SLICE WHITE/RED

SIZE	28	30	32	34	36	38	40	42
2901-	10304	10305	10306	10307	10308	10309	10310	10311

LEGEND PANT

Sizes: 28-44.

Features:

- Vintage style sewn on graphics
- Pre-curved Rapid-Flex™ knee for maximum comfort
- Adjustable hip side cinches
- Ratchet style closure
- Double and triple stitching for durability
- Abrasion tolerant materials
- Full grain leather knee panels
- Athletic mesh liner
- Interior hip pocket



NAVY

PANT	28	30	32	34	36	38	40	42	44
2901-	10313	10314	10315	10316	10317	10318	10319	10320	10321



BLACK

SIZE	28	30	32	34	36	38	40	42	44
2901-	7753	7754	7755	7756	7757	7758	7759	7760	7761



TAN

SIZE	28	30	32	34	36	38	40
2901-	7993	7994	7995	7996	7997	7998	7999

MAINSTAY GLOVES

Sizes: XS-2XL.

Features:

- Silicone treated fingertips for improved lever control
- Hook and loop wrist closure
- Perforated Clarino® palm
- Minimalist chassis design
- Wrapped inner-thumb for durability
- Athlete inspired fit and function
- Touch screen compatible palm and finger material



ROOSTED NAVY/LEMON

SIZE	XS	S	M	L	XL	2XL
3330-	7303	7304	7305	7306	7307	7308



SLICE WHITE/RED

SIZE	XS	S	M	L	XL	2XL
3330-	7291	7292	7293	7294	7295	7296



SLICE CHARCOAL/BLACK

SIZE	XS	S	M	L	XL	2XL
3330-	7297	7298	7299	7300	7301	7302



ROOSTED BLACK/WHITE

SIZE	XS	S	M	L	XL	2XL
3330-	7309	7310	7311	7312	7313	7314

GP GLOVES

Sizes: S-XL.

Designed with authentic Hallman style, built for the street. The GP glove uses premium leather construction with strategically placed reinforcements to provide comfort and performance on the road. A true modern classic, the GP glove delivers best in style and function.

Features:

- Vintage inspired design
- Vented premium grade cow leather construction
- Double layer palm overlay for a satisfied grip
- Perforated top hand with internal mesh promotes airflow
- Touch screen compatible thumb and index finger
- Leather re-enforced top of fingers add coverage and durability
- Hook and Loop wrist closure for secure fastening and custom fit



BLACK

SIZE	S	M	L	XL
3330-	6048	6049	6050	6051

GP JACKET

Sizes: S-2XL.

Features:

- Vintage inspired design
- Classic fit with ride function
- Premium 2-way stretch Cordura® denim, with black satin lining
- Removable zip off hood with cord lock adjuster
- Micro fleece lined extended collar for increased coverage
- Quilted, insulated removable vest liner
- Front zipper closure with button snap cover
- Interior jacket pockets accessible through vest liner
- Two interior chest pockets
- Adjustable wrist closure
- Full back vent with cover flap
- Brass Hallman branded buttons
- Two front hand pockets with zipper closure
- Hallman branded zipper pulls
- YKK zippers throughout



DENIM

SIZE	S	M	L	XL	2XL
2920-	0631	0632	0633	0634	0635

COMBAT GOGGLE

Features:

- Drilled frame ports for increased ventilation and fog resistance
- Anti-fog, scratch resistant lens with UV protection
- Clear lens mounted (Replacement lenses available)
- Dual post tear-off system ready (Tear-off packs available)
- Single layer 12mm face foam for secure seal
- Adjustable woven strap with silicone grip for secure fit
- Plush goggle bag included for safe storage
- Supports Total Vision System (Sold separately)
- Tested and certified according to European Standard EN 1938:2010



BLACK
2601-2710

COMBAT & COMBAT SAND LENSES AND TEAR-OFFS



CLEAR
2602-0589

BLUE
2602-0590

YELLOW
2602-0591

SMOKE
2602-0592

MIRRORED
2602-0593

MIRROR/LIME
2602-0594

IRIDIUM
2602-0595



TEAR-OFFS:
CLEAR (10 PACK)
2602-0612

LAMINATED (14 PACK)
2602-0613

LITE JACKET

Sizes: S-4XL.

Features:

- Main fabric constructed with waxed-cotton for added durability
- Fabric weight: 375g/sm - 65% Polyester, 35% Cotton
- 100% Polyester Taffeta lining
- Two front chest pockets with button closure
- Two front hand pockets with zipper closure
- Copper finished Hallman branded buttons



BLACK

SIZE	S	M	L	XL	2XL	3XL	4XL
2920-	0715	0716	0717	0718	0719	0720	0721

OVERSHIRT

Sizes: S-4XL.

Features:

- Main Fabric constructed of Cotton Canvas with oxford weave
- Fabric weight: 310g/sm - 100% Cotton
- Copper finished Hallman branded buttons



BLACK

SIZE	S	M	L	XL	2XL	3XL	4XL
2950-	0044	0045	0046	0047	0048	0049	0050

2 SMOKER TEE

Sizes: S-2XL.

90% Cotton 10% Polyester tee shirt with screen printed logo graphics.



GRAY

SIZE	S	M	L	XL	2XL
3030-	23496	23497	23498	23499	23500

CHAMPION TEE

Sizes: S-2XL.

100% cotton tee shirt with screen printed logo graphics.



NATURAL

SIZE	S	M	L	XL	2XL
3030-	22630	22631	22632	22633	22634

YELLOW

SIZE	S	M	L	XL	2XL
3030-	22635	22636	22637	22638	22639

LEGACY TEE

Sizes: S-2XL.

Black 100% Cotton, Heather Gray 52% Cotton 48% Polyester tee shirt with screen printed logo graphics.



BLACK

SIZE	S	M	L	XL	2XL
3030-	22665	22666	22667	22668	22669



GRAPHITE HEATHER

SIZE	S	M	L	XL	2XL
3030-	22670	22671	22672	22673	22674

CZ TEE

Sizes: S-2XL.

52% cotton, 48% polyester tee shirt with screen printed logo graphics.



INDIGO NAVY HEATHER

SIZE	S	M	L	XL	2XL
3030-	22640	22641	22642	22643	22644

ROOSTIN TEE

Sizes: S-2XL.

100% cotton tee shirt with screen printed logo graphics.



CHARCOAL

SIZE	S	M	L	XL	2XL
3030-	23511	23512	23513	23514	23515

EL SINORE TEE

Sizes: S-2XL.

100% cotton tee shirt with screen printed logo graphics.



BLACK

SIZE	S	M	L	XL	2XL
3030-	24612	24613	24614	24615	24616

HL500 TEE

Sizes: S-2XL.

52% cotton, 48% polyester tee shirt with screen printed logo graphics.



BLACKONYX

SIZE	S	M	L	XL	2XL
3030-	24617	24618	24619	24620	24621

HERITAGE TEE

Sizes: S-2XL.

100% cotton tee shirt with screen printed logo graphics.



YELLOW

SIZE	S	M	L	XL	2XL
3030-	22660	22661	22662	22663	22664



BLACK

SIZE	S	M	L	XL	2XL
3030-	22655	22656	22657	22658	22659

WOMENS HERITAGE TEE

Sizes: S-XL.

100% cotton tee shirt with screen printed logo graphics.



BLACK

SIZE	S	M	L	XL
3031-	4138	4139	4140	4141

WOMENS GARAGE V-NECK

Sizes: S-XL.

60% Cotton 40% Polyester tee shirt with screen printed logo graphics.



BLACK

SIZE	S	M	L	XL
3031-	4130	4131	4132	4133

TRES TRUCKER

One size fits most.

Features:

- Five panel trucker
- Snap back
- Flat bill



BLACK
2501-3441

TRIED & TRUE SNAPBACK

One size fits most.

Features:

- Five panel unstructured
- Snap back
- Flat bill



BLACK
2501-3678



WINE
2501-3679

USA SNAPBACK

One size fits most.

Features:

- Five panel
- Snap back
- Flat bill



NAVY
2501-3675

SAILOR BEANIE

One size fits most.

Features:

- 100% Acrylic
- Woven Logo



BLACK
2501-3682



GRAY
2501-3683

TRADITION SNAPBACK

One size fits most.

Features:

- Six panel
- Snap back
- Flat bill



BLACK
2501-4161

PIT PAD, LARGE

Anti-slip, UV protected woven multi-layered, easy to clean bike mat with rubberized bottom to prevent sliding.
Dimensions: 31.5" (80 cm) w x 78.75" (200 cm) h.



PIT PAD, SMALL

Anti-slip, UV protected woven multi-layered, easy to clean bike mat with rubberized bottom to prevent sliding.
Dimensions: 39" (99 cm) w x 31" (79 cm) h.



ORIGINAL STICKER PACK


Six pack of Hallman stickers- 3 black, 3 white.



6 PACK
4320-2460

USA STICKER PACK

Six pack of Hallman stickers- 3 black, 3 white.



6 PACK
4320-2457

THE GOODS STICKER PACK

Black and white 2 pack of 7" die-cut decals.



6 PACK
4320-2459

ORIGINAL DIE-CUT

Black and white 2 pack of 7" die-cut decals.



2 PACK
4320-2458

HALLMAN STICKER PACK

Six pack of Hallman stickers.



6 PACK
4320-2046

DECAL SHEET

9.5" x 13" decal sheet with various Hallman and THOR logos.



DECAL SHEET
4320-2182

THOR



MX-25 BIKE

BUILT FOR THE RIDE

Pedal powered performance.

Not all joyful dirt riding requires the snap of a throttle and the roar of a combustion engine. Whether race-minded or relaxed solo cruises, bicycles and e-bikes provide an essential outlet for our motocross community to get their two-wheeled-fix. Designed with purpose for pedal-oriented performance, THOR's collection of bike products is optimized for undeniable functionality during long days at the track or trails.



ASSIST SHORT SLEEVE JERSEY

Sizes: XS-2XL.

Features:

- Durable polyester main fabric
- Performance fit
- Hybrid set-in sleeve
- Moisture wicking materials



CALIBER TEAL

SIZE	XS	S	M	L	XL	2XL
5020-	0013	0014	0015	0016	0017	0018



CALIBER BLACK

SIZE	XS	S	M	L	XL	2XL
5120-	0256	0257	0258	0259	0260	0261



HAZARD BRICK/HEATHER

SIZE	XS	S	M	L	XL	2XL
5020-	0001	0002	0003	0004	0005	0006



CAMO CAMO/DARK GRAY

SIZE	XS	S	M	L	XL	2XL
5020-	0025	0026	0027	0028	0029	0030



CAMO CAMO/GREEN

SIZE	XS	S	M	L	XL	2XL
5020-	0019	0020	0021	0022	0023	0024



HAZARD CHARCOAL/HEATHER

SIZE	XS	S	M	L	XL	2XL
5020-	0007	0008	0009	0010	0011	0012



ASSIST LONG SLEEVE JERSEY

Sizes: XS-2XL.

Features:

- Durable polyester main fabric
- Performance fit
- Hybrid set-in sleeve
- Moisture wicking materials
- Long sleeve design



STING RED/BLACK

SIZE	XS	S	M	L	XL	2XL
5020-	0031	0032	0033	0034	0035	0036



STING GRAY/BLACK

SIZE	XS	S	M	L	XL	2XL
5020-	0037	0038	0039	0040	0041	0042



INTENSE ASSIST SHORT SLEEVE JERSEY

Sizes: XS-2XL.

Features:

- Durable polyester main fabric
- Performance fit
- Hybrid set-in sleeve
- Moisture wicking materials



DECOY WHITE/CAMO

SIZE	XS	S	M	L	XL	2XL
5020-	0198	0199	0200	0201	0202	0203



DECOY BLACK/CAMO

SIZE	XS	S	M	L	XL	2XL
5020-	0192	0193	0194	0195	0196	0197



CENSIS RED/BLACK

SIZE	XS	S	M	L	XL	2XL
5020-	0204	0205	0206	0207	0208	0209



CENSIS TEAL/MIDNIGHT

SIZE	XS	S	M	L	XL	2XL
5020-	0216	0217	0218	0219	0220	0221



CENSIS FOREST/GREEN

SIZE	XS	S	M	L	XL	2XL
5020-	0210	0211	0212	0213	0214	0215

INTENSE BERM PANT

Sizes: 28-40.

Features:

- Motocross inspired design and construction for MTB and e-MTB performance
- Constructed with nylon In-Motion fabric
- Rear yoke stretch panel allows additional mobility for active riding position
- Two zippered pockets for on-the -trail storage
- Ratchet style waist closure
- Side cinch system allows for precision waist adjustment
- Interior waistband silicone print for secure placement
- Laser cut holes for ventilation
- Strategically placed vented mesh panels
- Liner Short sold separately



BERM BLACK/CAMO

SIZE	28	30	32	34	36	38	40
5010-	0107	0108	0109	0110	0111	0112	0113

ASSIST PANT

Sizes: 28-40.

Features:

- Motocross inspired design and construction for MTB and e-MTB performance
- Constructed with nylon In-Motion fabric
- Rear yoke stretch panel allows additional mobility for active riding position
- Two zippered pockets for on-the -trail storage
- Ratchet style waist closure
- Side cinch system allows for precision waist adjustment
- Interior waistband silicone print for secure placement
- Laser cut holes for ventilation
- Strategically placed vented mesh panels
- Liner Short sold separately



STING GRAY/BLACK

SIZE	28	30	32	34	36	38	40
5010-	0028	0029	0030	0031	0032	0033	0034





INTENSE ASSIST SHORT

Sizes: 28-40.

Features:

- Motocross inspired design and construction for MTB and eMTB performance
- Constructed with nylon In-Motion fabric
- Rear yoke stretch panel allows additional mobility for active riding position
- Two zippered pockets for on-the-trail storage
- Snap closure with hook and loop fly ensures a secure fit
- Side cinch system allows for precision waist adjustment
- Interior waistband silicone print for secure placement
- Liner short sold separately



GRAY

SIZE	28	30	32	34	36	38	40
5001-	0106	0107	0108	0109	0110	0111	0112

ASSIST SHORT

Sizes: 28-40.

Features:

- Motocross inspired design and construction for MTB and eMTB performance
- Constructed with premium In-Motion fabric
- Rear yoke stretch panel allows additional mobility for active riding position
- Two zippered pockets for on-the-trail storage
- Snap closure with hook and loop fly ensures a secure fit
- Side cinch system allows for precision waist adjustment
- Interior waistband silicone print for secure placement
- Liner short sold separately



BLACK

SIZE	28	30	32	34	36	38	40
5001-	0032	0033	0034	0035	0036	0037	0038



ASSIST GLOVES

Sizes: XS-2XL.

Features:

- Silicone treated fingertips for improved lever control
- Hook and loop wrist closure
- Perforated single layer palm
- Minimalist chassis design
- Wrapped inner-thumb for durability
- Athlete inspired fit and function



INTENSE DECOY WHITE/CAMO

SIZE	XS	S	M	L	XL	2XL
3360-	0223	0224	0225	0226	0227	0228



INTENSE CENSIS TEAL/MIDNIGHT

SIZE	XS	S	M	L	XL	2XL
3360-	0235	0236	0237	0238	0239	0240



INTENSE CENSIS FOREST GREEN

SIZE	XS	S	M	L	XL	2XL
3360-	0229	0230	0231	0232	0233	0234



INTENSE DECOY BLACK/CAMO

SIZE	XS	S	M	L	XL	2XL
3360-	0217	0218	0219	0220	0221	0222



INTENSE DART BLACK/RED

SIZE	XS	S	M	L	XL	2XL
3360-	0050	0051	0052	0053	0054	0055



TOM VIALLE
SPORTMODE STRIKE
↗

BOOT SPARE PARTS



RADIAL BUCKLE KITS

COLOR		PART #
BLACK	3430-	0882
WHITE	3430-	0883
GREY	3430-	0981
RED	3430-	0982



RADIAL STRAP RIGHT KITS:

COLOR		PART #
BLACK	3430-	1050
WHITE	3430-	1051
RED/BLACK	3430-	1053
GREY	3430-	1048
RED	3430-	1049



RADIAL STRAP LEFT KITS

COLOR		PART #
BLACK	3430-	0885
WHITE	3430-	0886
RED/BLACK	3430-	0887
GREY	3430-	0983
RED	3430-	0984



BLITZ XRS BUCKLE KITS

COLOR		PART #
BLACK	3430-	1034



BLITZ XR BUCKLE KITS

COLOR		PART #
ACID	3430-	1028
BLACK	3430-	1029
BLUE	3430-	1030
RED	3430-	1031
WHITE	3430-	1032
GRAY	3430-	1033



BLITZ XR ADULT STRAP KITS

COLOR		PART #
ACID	3430-	1036
BLACK	3430-	1037
BLUE	3430-	1038
RED	3430-	1039
WHITE	3430-	1040
GRAY	3430-	1041



BLITZ XR YOUTH STRAP KITS

COLOR		PART #
ACID	3430-	1042
BLACK	3430-	1043
BLUE	3430-	1044
RED	3430-	1045
WHITE	3430-	1046
GRAY	3430-	1047



BLITZ XP MINI BUCKLE KITS

COLOR		PART #
MINI	3430-	0866

BLITZ XP MINI STRAP KITS:

COLOR		10-13
MINI	3430-	0867



BLITZ XRS STRAP KITS

COLOR		PART #
BLACK	3430-	1035



RADIAL OUTSOLES

COLOR		7-8	9	10	11	12-13	14-15
BLACK	3430-	0889	0890	0891	0892	0893	0894
WHITE	3430-	0895	0896	0897	0898	0899	0900
BLACK/RED	3430-	0907	0908	0909	0910	0911	0912
FROST	3430-	0985	0986	0987	0988	0989	0990
ACID	3430-	0991	0992	0993	0994	0995	0996
RED	3430-	0997	0998	0999	1000	1001	1002

MEN'S JERSEY SIZING

How to measure chest: Measure around fullest part of chest under arms for total chest circumference.

SIZE	S	M	L	XL	2XL	3XL	4XL
CHEST (IN)	32"-34"	35"-37"	38"-40"	41"-43"	44"-46"	47"-50"	51"-53"
CHEST (CM)	81-86.5	90-94	96.5-101.5	104-109	112-117	119-127	128-136

MEN'S PANT SIZING

How to measure waist: Place tape measure around stomach 2" below top of hip bone and measure total circumference.

How to measure hip: Measure around hip about 8"/20cm below top of hip bone with feet together.

SIZE	28	29	30	31	32	33	34	36	38	40	42	44	46	48
WAIST (IN)	30"	31"	32"	33"	34"	35"	36"	38"	40"	42"	44"	46"	48"	50"
WAIST (CM)	76.2	78.74	81.28	83.82	86.36	88.9	91.44	96.52	101.6	106.68	111.76	116.84	121	127
HIP (IN)	34"-35"	35"-36"	36"-37"	37"-38"	38"-39"	39"-40"	40"-41"	42"-43"	44"-45"	46"-47"	48"-49"	50"-51"	52"-53"	54"-55"
HIP (CM)	86-89	89-91.5	91.5-94	94-96.5	96.5-99	99-101.5	101.5-104	106.5-109	111.5-114	117-119.5	122-124	127-130	132-134	137-140

WOMEN'S JERSEY SIZING

How to measure chest: Measure around fullest part of chest under arms for total chest circumference.

SIZE	XS	S	M	L	XL
CHEST (IN)	32"-33"	34"-35"	36"-37"	38"-40"	41"-43"
CHEST (CM)	81-84	86-89	91-94	97-102	104-109

WOMEN'S PANT SIZING

How to measure waist: Place tape measure around stomach just above hip.

How to measure hip: Measure around hip about 6-8in/18cm below waistline with feet together.

SIZE	0/0	1/2	3/4	5/6	7/8	9/10	11/12	13/14
WAIST (IN)	23" - 24"	24" - 25"	25" - 26"	26" - 27"	27" - 28"	28" - 29.5"	29.5" - 31"	31" - 32.5"
HIP (IN)	33.5" - 34.5"	34.5" - 35.5"	35.5" - 36.5"	36.5" - 37.5"	37.5" - 38.5"	38.5" - 40"	40" - 41.5"	41.5" - 43"
HIP (CM)	84-87	87-90	90-93	93-95	95-98	98-102	102-105	105-109

YOUTH JERSEY SIZING

How to measure chest: Measure around fullest part of chest under arms for total chest circumference.

SIZE	2XS	XS	S	M	L	XL
CHEST (IN)	20" - 21"	22" - 23"	24" - 25"	26" - 27"	28" - 29"	30" - 31"
CHEST (CM)	51-53	56-58	61-64	66-69	71-73	76-79

YOUTH PANT SIZING

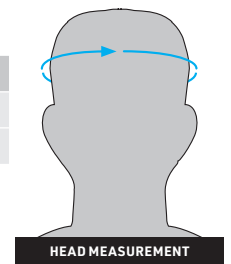
How to measure waist: Place tape measure around stomach just above hip.

SIZE	18	20	22	24	26	28
WAIST (IN)	18" - 19"	20" - 21"	22" - 23"	24" - 25"	26" - 27"	28" - 29"
WAIST (CM)	46-48	51-53	56-58	61-64	66-69	71-74

ADULT HELMET SIZING

How to measure head: Wrap a flexible tape measure around your head approximately one inch above the eye-brows and ears. Use this measurement (in either inches or centimeters) to find your helmet size.

SIZE	XS	S	M	L	XL	2XL	3XL	4XL
INCHES	20 7/8" - 21 1/4"	21 3/8" - 22"	22 1/8" - 22 7/8"	23 1/2" - 23 7/8"	24" - 24 1/2"	24 5/8" - 25 1/2"	25 5/8" - 26"	26 3/8" - 26 3/4"
CM	53-54	55-56	57-58	59-60	61-62	63-64	65-66	67-68



CHOOSING THE CORRECT HELMET SIZE: Helmet fit is critical to helmet protective performance. The correct helmet size can only be checked and confirmed by physically fitting the helmet to the user. Always try the helmet on in a store, before purchasing it, to be sure you are purchasing the correct sized helmet for you.

HELMET SIZING INFORMATION: To achieve proper helmet fitment, begin by finding your head circumference size using the method described. Remember that the helmet size you choose should fit around the crown of your head comfortably with no pressure points. The cheekpads should fit firmly around your face. Once your chin strap is fastened, grab the chin bar of the helmet and move it side to side. Your cheeks should move with the helmet, which should not slide across your face. Different thickness cheekpads can be purchased to obtain the best fit.

Ask your dealer or visit: www.thormx.com for more information.

⚠ WARNING IMPROPERLY FITTING PRODUCTS COULD CONTRIBUTE TO SERIOUS INJURY OR DEATH.



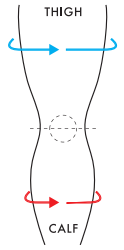
*Size charts are for reference only. To ensure proper fit always try on product when possible.

Scan the code to view all size charts.

SENTINEL KNEE GUARD SIZING

How to measure Adult knee: Measure the circumference of calf and thigh approximately 8" or 20cm above and below the center of the knee.
 How to measure Youth knee: Measure the circumference of calf and thigh approximately 6" or 15cm above and below the center of the knee.

SIZE	YOUTH S/M	YOUTH S/M (CM)	ADULT S/M	ADULT S/M (CM)	ADULT L/XL	ADULT L/XL (CM)	ADULT 2XL/3XL	ADULT 2XL/3XL (CM)
THIGH	10"-15"	25.5-38	16"-19"	40.5-48	19"-22"	48-55.5	22"-25"	55.5-63.5
CALF	8"-12"	20-30.5	13"-15"	33-38	15"-17"	38-43	17"-19"	43-48



GUARDIAN MX, GUARDIAN ROOST DEFLECTOR SIZING

These measurements serve as a guide for fit. For best results, always try on product when possible.

SIZE	YOUTH 2XS/XS	YOUTH 2XS/XS (CM)	YOUTH S/M	YOUTH S/M (CM)	WOMEN'S	WOMEN'S (CM)	ADULT M/L	ADULT M/L (CM)	ADULT XL/2XL	ADULT XL/2XL (CM)
CHEST	20"-23.5"	50-60	23.5"-27.5"	60-70	33.5"-37.5"	85-95	33.5"-37.5"	85-95	37.5"-41.5"	95-105
CHEST HEIGHT	9"	22.5	10"	25	13"	33	12.5"	32	14"	35.5
BACK HEIGHT	12"	31	13"	33	15"	38	15"	38	17"	44

SENTINEL PRO ROOST GUARD SIZING

These measurements serve as a guide for fit. For best results, always try on product when possible.

SIZE	XS/S	XS/S (CM)	M/L	M/L (CM)	XL/2XL	XI/2XL (CM)
CHEST	34.5"-38.5"	88-98	38.5"-42.5"	98-108	42.5"-46.5"	108-118
TORSO	15"-17"	38-43	17"-19"	43-48	19"-20"	48-51
HEIGHT	57.5"-64.5"	146-163	64.5"-71.6"	163-182	71.6"-76.5"	182-194



Scan the code to view all size charts.

MEN'S GLOVE SIZING

How to measure hand for fitment:

A - WIDTH

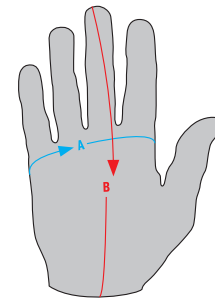
Measure across your palm at the widest point (generally just below the knuckles).

B - LENGTH

Measure from the tip of your middle finger to the bottom of the palm.

SIZE	XS	XS (CM)	S	S (CM)	M	M (CM)	L	L (CM)	XL	XL (CM)
WIDTH	7.6"	19.4	7.9"	20.2	8.25"	21	8.5"	21.6	8.75"	22.2
LENGTH	7.7"	19.6	7.9"	20.2	8"	20.8	8.4"	21.4	8.6"	22

SIZE	2XL	2XL (CM)	3XL	3XL (CM)	4XL	4XL (CM)	5XL	5XL (CM)
WIDTH	9"	22.8	9.25"	23.4	9.5"	24	9.75"	24.4
LENGTH	8.9"	22.6	9.2"	23.2	9.3"	23.6	9.4"	24



Allow for +/- 3mm sewing allowance. These measurements serve as a guide for fit. For best results, always try on product when possible.

BOOT SIZE CONVERSION CHARTS

MEN'S US SIZE	7	8	9	10	11	12	13	14	15
MEN'S UK SIZE	5	6	7	8	9	10	11	12	13
MEN'S EU SIZE	40.5	42	43	44.5	45.5	47	48	49.5	51

WOMEN'S US SIZE	5	6	7	8	9	10
WOMEN'S UK SIZE	2.5	3.5	4.5	5.5	6.5	7.5
WOMEN'S EU SIZE	35	36	37.5	38.5	40	42

YOUTH US SIZE	1	2	3	4	5	6	7
YOUTH UK SIZE	13	1	2	3	4	5	6
YOUTH EU SIZE	32	33	34	36	37	38	39

MINI US SIZE	10	11	12	13
MINI UK SIZE	9	10	11	12
MINI EU SIZE	28	29	30	31

*Size charts are for reference only. To ensure proper fit always try on product when possible.

THOR® MX-25
THE NEXT GEN
7

THE FUTURE
IS BRIGHT

JORGE PRADO
SPORTMODE SD
7



THOR® MX-25
THE NEXT GEN
7

THE FUTURE
IS BRIGHT





THORMX.COM

THOR® MX-25
THE NEXT GEN
↗

THOR

PARTS EUROPE

THOR is a registered trademark. All rights reserved. Copyright © 2024
LeMans Corporation. Prices and specifications subject to change without
notice. Reproduction of this catalog without written permission is prohibited.



9901-3546

